

# **Bromeliad Society of Broward County**

## **JULY 2021 SCURF**

[www.bromeliadsocietybc.com/](http://www.bromeliadsocietybc.com/)



*Billbergia 'mucho mas' in full bloom. Photo by Gina Havens*

**BROMELIAD SOCIETY OF BROWARD COUNTY**  
**P.O. Box 17272**  
**Plantation, FL 33318**



**Officers**

President	Brad Beardsley	954-531-7322
Vice President	Shirley Konefal	954-632-4528
Treasurer	Charlene "Becky" Blackwood	954-791-8017
Recording Secretary		
Corresponding Secretary	Brad Beardsley	954-531-7322

**Directors**

Eric Petrusa	954-647-8548
Shirley Wiggin	954-472-0366
David Harris	

**Committee Chairpersons**

Country Store	Brad Beardsley	954-531-7322
Librarian	Charlene "Becky" Blackwood	954-791-8017
Membership	Susan Mather	954-584-0908
	Judith Lahey	954-764-0429
Photographer	Eric Petrusa	954-647-8548
Plant Sale Table	Shirley Konefal	954-632-4528
Publicity	Brad Beardsley	954-531-7322
Refreshments		



*Jim Ward Community Center- New home of the BSBC!*

Our indoor meetings will resume Monday, Sept. 27th from 6:30-8:30. Our new home is the Jim Ward Community Center located at 301 NW 46th Ave Plantation, FL 33317.

We will be meeting here the 4th Monday of each month and will follow the same agenda as before with interesting guest speakers, refreshments, Country Store, and of course plenty of raffle table space!

**Affiliations: BSBC supports the BSI, Cryptanthus Society and FCBS (2017-2020)**



# Dyckia, Beauty or Beast?

No bromeliad collection can truly be complete without a few specimens from the genera Dyckia. These thorny beauties are not for the faint of heart as one look at their spines will make many novice growers pass them over. Most brom lovers can tolerate the 'kiss' of an Aechmea, but Dyckia take that form of love to a whole new level!

It's for this reason that many succulent growers have Dyckia in their collections and may not even know they aren't succulents. Some botanical gardens around the country lend to this confusion as they too combine Dyckia with succulents in their larger habitat displays.



Dyckia 'Silver Lining' photo by R Paulsen

The contrast in color found in Dyckia can be even more dramatic than other bromeliad genera.

This is obvious looking at the 'silver lining' (left) and the deep color of the 'red devil' (right).



Dyckia 'Red Devil' photo by Herb Plever



Dyckia 'Silver Spurs' photo by D Cathcart



Dyckia odorata  
© Mike Wasev

Beyond the vast array of colors, Dyckia also have some of the most unique shapes and textures found in any plant group. Some have layers of spiny leaves with near perfect radial symmetry. Others seem to curl and twist with no set pattern similar to a Tillandsia 'xerographica'.

Others like the example of 'silver spurs' (above left), have leaves that are more wave-like in appearance with spines that can be oddly spaced and nearly perpendicular with the leaves. Others like the Dyckia 'odorata' (above right) resemble a succulent with leaves that protrude from the center creating more of a spherical appearance.

Dyckia are native to South America and are commonly found in Brazil as well as Uruguay, Argentina, Bolivia, and even Paraguay. They thrive best in warm tropical climates that have both wet and dry seasons. They can typically be found growing in full sun on rocks and cliffs in their natural habitat and can withstand heavy rainfall, long periods of drought, and even temperatures in the teens making them one of the heartiest genera in the bromeliad family.



Dyckia burle-marxii from Goias photo by C Gastaldi



Dyckia alba photo by C Gastaldi



Unlike many bromeliad species, Dyckia have an extensive root system which makes them well suited for rugged terrain and rocky cliffs though most do quite well when potted in a porous medium. Fortunately, these aggressive looking broms require very little care or maintenance saving you money on fertilizer and regular re-potting. Unfortunately, the money you save on those items may likely go for thick work gloves and plenty of bandaids!



photo by Herb Plevier



Dyckia 'Bucksaw Ripper' photo by Chris Nguyen



Dyckia 'Yellow Glow' photo by Nick Rosset

The diversity in appearance created by the contrast between the leaf and spines makes these quite an attractive addition to any collection. Dyckia 'toothy' (upper left) for example, stands out with its vivid contrast between spine and leaf compared to the uniform color of both leaf and spines in this Dyckia 'yellow glow' (above right). Dyckia "bucksaw ripper" (above center) has less color contrast between leaf and spine, but the mottled color of the leaf creates its own identity.



Dyckia burle-marxii photo by Bob Harvey



Dyckia 'Baby Bear' photo by Bryan Chen

Many Dyckia will have pups that rival the size of the parents like these two examples at left.

It becomes hard to distinguish the pup from the parent and even harder to separate as they mature.

It's for this reason that many Dyckia growers choose to let them grow in clumps rather than be grown as stand-alone plants. Since many are slow growers compared to other bromeliads, this method of neglect seems to work well for the Dyckia and the gardener!



*Dyckia hebbingii* photo by Hiroshi Yabe

Some Dyckia have tight rosettes with thicker leaves and smaller spines like this 'hebbingii' (left) while others have thinner leaves with fewer teeth like this 'delicata' (right).



*Dyckia delicata*  
photo by Holger Sachs

Dyckia can range in size from miniatures like 'yakuza' (below left) to other species that can have 24 inch leaves and over 48" in diameter! Beyond the attraction of their leaves and spines, Dyckia can also have some amazing blooms that rival other bromeliads.

The photo of 'betty farnhill' (below center) shows mature plants in the wild sporting blooms over 4 feet tall with numerous flowers on them. While the flowers aren't large themselves, they do attract many types of insects including bees, wasps and even humming birds.



*Dyckia 'Yakuza'* photo by C Thorut



*Dyckia 'Betty Farnhill'* photo by Bob Paulsen



*Dyckia 'Pharaoh'* photo by C Thorut



*Dyckia marnier-lapostollei* var. *estevesii*  
15th World Bromeliad Conference, St. Petersburg, Florida, May 13 - 19, 2002  
Shown by Elsie Beach



*Dyckia alba* photo by C Gastaldi



*Dyckia estevesii* photo by George Allaria



photo by Michael Klein



*Dyckia 'Dakota'* photo by David Meade

# From Our Gardens

Summer is in full swing and it's the time of the year that bromeliad gardens in our region start to really bloom!

Plants that can withstand the longer daylight hours and more intense summer sun are blooming everywhere and our members have sent in several photos for you to enjoy.



Sue Mather sent in these photos showing casing an Aec. 'nudicaulis' (upper left) and a colony of Portea 'petropolitan' layered above some Billbergia 'pyramidalis' (upper right). Together, they create a nice splash of color and textures at the base of the tree in this island bed.



The next two photos (upper left) also came from Sue showing a beautiful blooming Guzmania and several Aec. 'correia arajoi' that are expanding up the trunk of the tree from the upper island bed.

Maureen Hunter sent in the photos (above right) showing a colorful selection of Neoregelias and an Orthophytum 'warren loose' that has grown to over 2' tall with loads of pups! For her, the gift plant that keeps on giving!



*Front island bed with coconut palms & bromeliads*

This bed is a recent addition to the Beardsley's front yard. Anchored by two coconut palm trees and three 'Emmas', the space between them is filled in with a variety of colorful broms.

Species in this bed include a couple of orange and red Aec. 'blanchetiana', some Neo. 'hannibal lectors', Aec. nudicaulis 'parati', and several more that can be seen in better detail below.

The center focal plant is a mature Aec. 'harvey's pride' flanked by a Neo. 'fire on deck' that has been acclimated to near full sun exposure.



*Aec. 'harvey's pride'*




*Neo. 'fire on deck'*



*Aec. 'little tom'*



*Tillandsia 'stricta' cluster with multiple blooms*  
The Tillandsia 'stricta' cluster (above) comes from Brigitte Sheeks' garden. The blooms in this mature cluster are sure to give her hours of enjoyment!



From Brad's "cool kids" collection, clockwise from top left is a Dycklirium 'chamuco', Dyckia 'white fang', Dyckia 'south bay' and bottom left is a Puya 'cayata' from Ecuador.

# From The Editor



If you're like me, you find that some months it's really hard to juggle everything you need to do and still find time to care for your plants. The immense heat of July doesn't make it any easier. And just when I have a spare moment... it starts to rain so I have to postpone my yard work again.

When the weather and free time finally align, it's like hearing the recess bell in the school yard and I spring outside to visit my collection and see what's new. While I usually start by pulling off dead leaves and pulling weeds from some neglected pots, once I see a splash of color out of the corner of my eye it's all over!




This past weekend I noticed a couple of my Tillandsia 'antonio' were blooming (upper left & center). This is one of my favorite blooms and it actually lasts several weeks making it even more special. I also see that one of my wood creations from last year is really starting to shape up. Hopefully it will find a new forever home during the upcoming plant show at Heritage Park in October. I like to let them anchor naturally which takes time so I have to plan ahead.



*Till. 'super steve' blooming*



*Till. hybrid I picked up recently*



*Lovely Billbergia (unknown)*





*Til. 'peach capitata' anchors this wood creation*



*Tillandsia creation from a palm tree seed pod*



*Tillandsias & Neoregelias*


I did find time this month to create a couple more creations that will likely find their way to the auction tables come November when we have our fall auction. I was walking Bailee, our new Vizsla puppy one morning when she found a near perfect palm tree seed pod lying on the sidewalk. As I took it from her, I looked closer and quickly got inspired to use it somehow.

I had a bonsai pot lying around and decided to create a "tilly tree" with it. I used several small Ionathas that I had on my roll around cart and a few interesting bushy tillandsias that I recently picked up while in north Florida on a weekend getaway. The grouping has nice textures and splashes of color. I can't wait to see it in a few months!

The wood creation (above left) is one I started some time ago and it too is coming along beautifully. The plants have all anchored and the Spanish Moss is starting to fill in. This too will likely be in the fall auction so if it catches your eye, you'll get your chance to snag it!

Of course with a new puppy around, I've had to rearrange many of my plants on the pool deck as well as in the yard. I quickly learned that if I don't space them apart so she can easily take her daily 'lizard census', she'll knock them over and do it for me!

She doesn't seem to mind the spines on the Aechmeas in my collection nor does she chew or really mess with any of my plants. Even the tillandsia creations seem to be safe so long as a lizard doesn't use one to escape her hourly hunting expedition.



*Bailee & Pepper hanging out!*

*Until next time,*

*-Brad*

# July Birthdays



Becky Blackwood      Sabel Fernandez      Kay McGinn  
 Linda Romalin      David Terifay      Eddie Yi      Monica Moorman  
 Vann Elliott      Nancy & Jim Kerns

## Upcoming Events, Things to See

Date-Time	Event	Place
Fri. Aug. 27th 10 am- 12 pm	August Nursery Tour	Bullis Bromeliads 24350 SW 147th Ave Princeton, FL 33032
Mon. Sept. 27th 6:30 -8:30 pm	Sept. BSBC Meeting	Jim Ward Community Center 301 NW 46th Ave Plantation, FL 33317
Oct. 16, 17, 23, 24, 30, 31 Time To be announced	Harvest Festival	Flamingo Gardens 3750 S Flamingo Rd Davie, FL 33330-1614
Mon. Oct. 25th 6:30 -8:30 pm	Oct. BSBC Fall Auction	Jim Ward Community Center 301 NW 46th Ave Plantation, FL 33317
October 23-24, 2021	Plant Extravaganza	Heritage Park, Plantation, FL
October 23-24, 2021	BSSF Annual Show	Fairchild Tropical Botanic Garden
Jan. 19-21 2022	Tropical Plant International Expo	Tampa Convention Center, Tampa, FL
June 2022	BSI World Conference	Hyatt Regency Sarasota, FL

Ever find yourself out of a Country Store item and it's ~~weeks~~ **MONTHS** until the next club meeting? Relax and breathe deep. Help is just a click or two away.

Simply call 954-531-7322 and make arrangements to connect with our guy!