

# THE UNIVERSITY OF MEMPHIS

A collage of Memphis basketball players and Coach Calipari, framed by award banners. The background is a dark, textured surface. The collage features several action shots of players in white Memphis jerseys with blue accents. One player is jumping high to shoot a basketball, another is in a defensive stance, and a third is dribbling. A coach in a dark suit and red tie is pointing upwards. The banners are blue with white text and include the Memphis logo.

2006 CONFERENCE USA ALL-TOURNAMENT TEAM (3/2)

2006 CONFERENCE USA ALL-FRESHMAN TEAM (1/4)

CONFERENCE USA COACH OF THE YEAR

GO  
MI  
CALIPARI

MEMPHIS  
12

MEMPHIS  
3

BRADLEY  
15

CHRIS DOUGLAS ROBERTS SO

AMERSON SO

06-07 TIGER BASKETBALL





MEMPHIS TIGERS

MEMPHIS TIGERS

DOZIER



CLYDE WADE SR



JEREMY HUNT

SR



# Quick Facts

## GENERAL INFORMATION

Name of School:.....University of Memphis  
City/Zip:.....Memphis, TN 38152  
Founded:.....1912  
Enrollment:.....20,465  
Nickname: .....Tigers  
School Colors: .....Royal Blue & Gray  
Arena (Capacity): ...FedExForum (18,400)  
Affiliation:.....NCAA Division I  
Conference: .....Conference USA  
President:.....Dr. Shirley Raines  
Director of Athletics:.....R.C. Johnson  
Athletic Dept. Phone:.....(901) 678-2335

## HISTORY

First Year of Basketball:.....1920-21  
All-Time Record:.....  
.....1288-800-1 (.617)/85 yrs  
NCAA Tourn. App:.....19 (22-19 Record)  
NIT Appearance:.....16 (19-15 Record)

## COACHING STAFF

Head Coach:.....  
.....John Calipari (Clarion State, 1982)  
Record at Memphis: ....148-59 (.715)/6 yrs  
Collegiate Record: ....341-130(.724)/14 yrs  
Basketball Office Phone:....(901) 678-2346  
Assistant Coaches:.....  
.....Derek Kellogg (Massachusetts, 1995)  
.....John Robic (Denison, 1986)  
...Jose "Chuck" Martin (Monmouth, 1993)  
Coordinator/Operations:.....  
.....Andy Allison (Youngstown State, 2000)  
Dir. of Student-Athlete Dev./Manager:.....  
.....Rod Strickland (DePaul)  
Administrative Asst./Video Coordinator:..  
.....Shyrone Chatman (Memphis, 2002)  
Director, Performance Enhancement:  
.....Richard Hogans (Memphis, 1999)  
Athletic Trainer:.....  
.....Chris Simmons (Memphis, 2002)

## TEAM INFORMATION

Starters Returning/Lost: .....2/3  
Letterwinners Returning/Lost: .....11/6  
2005-06 Record:.....33-4  
Home: .....19-1  
Away: .....10-1  
Neutral:.....4-2  
2005-06 C-USA Record:.....13-1/1st

## ATHLETIC MEDIA RELATIONS

Media Relations Contact: ...Lamar Chance  
SID Office Phone:.....(901) 678-2349  
Mobile Phone:.....(901) 734-9949  
E-Mail: .....lchance1@memphis.edu  
SID Fax:.....(901) 678-4134  
Press Row Phone:.....(901) 205-2758  
Mailing/Shipping Address:.....  
.....570 Normal, Room 203  
.....Memphis, TN 38152  
Web Site: .....www.goTIGERSgo.com

## Table of Contents

### UP FRONT 2

An inside look at the University of Memphis, Tiger Basketball and the city of Memphis.

### 2006-07 OUTLOOK 31

A position-by-position look at the Tigers. A broadcast roster is included in this section.

### COACHING STAFF 35

Meet University of Memphis coach John Calipari and the Tiger coaching staff.

### THE TIGERS 53

Get to know the 2006-07 Tigers and take a look at their career and game-by-game statistics.

### THE OPPONENTS 81

In addition to the challenge of the Conference USA schedule, the Tigers will play opponents from the Big 12, Big East, SEC, Pac 10 and West Coast Conference..

### CONFERENCE USA 97

Along with information on Conference USA, check out statistics from the 2005-06 season.

### YEAR IN REVIEW 103

Section includes statistics, box scores and a look back at the careers of last year's seniors.

### TIGER HISTORY 125

The University of Memphis' all-time individual and team statistical leaders.

### MEDIA INFO 201

Media services, credentials and policies, FedExForum diagram along with maps of the U of M and the city.

## 2006-07 Schedule

### NOVEMBER

11/2	LEMOYNE-OWEN %	7 P.M.
11/6	CHRISTIAN BROTHERS %	7 P.M.
11/16	JACKSON STATE	7 P.M.
11/20	vs. Oklahoma ^ (ESPN/2)	1:30 P.M.
11/21	Maui Invitational ^ (ESPN/2)	TBA
11/22	Maui Invitational ^ (ESPN/2)	TBA
11/29	ARKANSAS STATE	7 P.M.

### DECEMBER

12/2	MANHATTAN	12 P.M.
12/4	MARSHALL *	7 P.M.
12/6	at Tennessee (ESPN2)	8 P.M.
12/9	OLE MISS	12 P.M.
12/14	AUSTIN PEAY	7 P.M.
12/20	at Arizona (FSN)	7:30 P.M.
12/23	MIDDLE TENNESSEE	12 P.M.
12/28	LAMAR	7 P.M.

### JANUARY

1/4	CINCINNATI (ESPN2)	8 P.M.
1/11	at Houston * (ESPN)	8 P.M.
1/13	at Southern Miss *	4 P.M.
1/16	UAB * (CSTV)	8 P.M.
1/20	at East Carolina * (CSTV)	5 P.M.
1/24	TULSA *	7 P.M.
1/27	SOUTHERN MISS *	12 P.M.
1/31	at UCF *	6:30 P.M.

### FEBRUARY

2/3	SMU * (ESPN2)	11 A.M.
2/8	at UAB * (ESPN)	8 P.M.
2/10	TULANE *	7 P.M.
2/14	at Tulsa * (CSTV)	7 P.M.
2/17	at Gonzaga (ESPN)	5 P.M.
2/22	RICE * (ESPN)	6 P.M.
2/25	HOUSTON * (CBS)	1 P.M.

### MARCH

3/1	at UTEP * (ESPN2)	8 P.M.
3/3	at SMU * (CSTV)	8:30 P.M.
3/7-10	C-USA Tournament	TBA

% Exhibition Game

^ EA SPORTS Maui Invitational

\* Conference USA Game

Games times are CST and subject to change

## CREDITS

EDITOR: Lamar Chance

COVER/DESIGN ELEMENTS: Brandon Kolditz

ASSISTANCE BY: Matt Dillon

PHOTOGRAPHY: Joe Murphy, Julia Weeks, Gerald Gallik, Sideline Carolina, Troy Glasgow, Charles Small, Richard T. Clifton, Gil Michaels, Rob Johnson, Jim Kiihnl, David Gonzales, Kyle Terada, Brian Spurlock. NBA Photos-Getty Images, Harlem Globetrotters, The Upper Deck Company and Contrast Photography

PRINTING: EBSCO Media, Birmingham, AL 35233

UOM7706-0607/5500

## MISSION STATEMENT

The primary mission of the department of athletics at the University of Memphis is to provide a successful athletic program at the highest level of competition. Characterized by academic, athletic and moral excellence in a diverse collegiate environment, the program will abide by the spirit of the rules governing students and intercollegiate athletics and will be known for its good sportsmanship and integrity. The U of M is a Tennessee Board of Regent institution and is an equal opportunity/affirmative action university.



THIS IS  
MEMPHIS

# THE UNIVERSITY OF MEMPHIS

Dreamers. Thinkers. Doers.

For almost a century the University of Memphis has been a catalyst for progress in the city of Memphis, the state of Tennessee and the surrounding Mid-South region. From its inception as a normal school dedicated to the education of public school teachers, to its role today as an educator of technologically-savvy graduates who face a complex world, the University of Memphis has always fulfilled its current mission while looking forward to and planning for its future.

Exceptional students from Tennessee, from every other state in the nation and from almost 100 countries around the world choose to attend the University of Memphis. They come here on the recommendation of their major professors at European universities; they come here to study subjects that are offered nowhere else; they come to study alongside men and women who are recognized and respected throughout the academic and scientific communities as foremost in their fields.

Ever forward-looking, the University of Memphis is poised to enter one of its most historic and productive periods. From the faculty and staff we have in place to our alumni and benefactors, our "people assets" have never been more willing, able and generous in their efforts to build an academic environment that makes a life-long impact on the young minds at the U of M.



FedExForum



## FACTS AT A GLANCE

### **PRESIDENT**

Dr. Shirley C. Raines

### **FOUNDED**

1912 as West Tennessee State Normal School

### **CAMPUS SIZE**

1,160 acres and 202 buildings at eight sites

### **OPERATING BUDGET**

\$330 million

### **LOCAL ECONOMIC IMPACT**

\$1.43 billion

### **ENROLLMENT (FOR FALL 2005)**

Total .....	20,465
Undergraduate .....	15,765
Graduate .....	4,700
Law School .....	408
Full-time .....	67%
Part-time .....	33%

### **WORKFORCE**

Approximately 2,500 employees including 850 full-time faculty

### **COLLEGES & SCHOOLS**

- Cecil C. Humphreys School of Law
- College of Arts & Sciences
- College of Communication and Fine Arts
- College of Education
- Fogelman College of Business and Economics
- Graduate School
- Herff College of Engineering
- Lowenberg School of Nursing
- School of Audiology and Speech Language Pathology
- University College

### **DEGREES**

- 15 bachelor's degrees in more than 50 majors and 70 concentrations
- Master's degrees in over 46 subjects
- Doctoral degrees in 21 disciplines
- Specialist degree in education
- Juris Doctor (law degree)
- Online degree program



The Administration Building

University of Memphis students can choose to study abroad at 165 institutions in 45 countries.



The Memphis campus is the safest university in a metropolitan area in the state of Tennessee.



FedEx Institute of Technology





# TIGER PRIDE



Fogelman College of Business and Economics is ranked by *Princeton Review* as one of the 143 Best Business Schools of 2005.



Our graduate program in discrete mathematics and combinatorics was ranked one of the top 15 programs nationally by *U.S. News and World Report* in 2006.



Loewenberg School of Nursing students had over a 97 percent passage rate on the December 2005 state licensure exam.



Our audiology program is ranked 8th and speech-language pathology is ranked 13th in the nation by *U.S. News and World Report*.



For more than a decade, the pass rate on the bar exam for graduates of the Cecil C. Humphreys School of Law has exceeded state averages.



Our Center for Earthquake Research and Information (CERI) is among the leading earthquake research organizations in the United States.



The U of M has 26 Chairs of Excellence, more than any other university in Tennessee. A Chair of Excellence is a state-designated, definitive authority in his or her field of study.



Researchers from the Institute for Egyptian Art and Archaeology unearthed a tomb in Egypt's Valley of the Kings in December 2005, the first discovery in the area since King Tutankhamen's tomb in 1922.

Kemmons Wilson School  
of Hospitality & Resort Management



All academic buildings on the main University of Memphis campus have wireless Internet access.

## NAME CHANGES

1912	West Tennessee State Normal School
1925	West Tennessee State Teachers College
1941	Memphis State College
1957	Memphis State University
1994	The University of Memphis



Ned R. McWherter Library

## NOTABLE ALUMNI

Martin S. Belz (1972)	Pres. of Belz Enterprises
Isaac Bruce (1997)	NFL Football Player
Dixie Carter (1963)	Actress
Kellye Cash (1987)	Miss America 1987
Robert N. Clement (1968)	Former U.S. Congressman
Eric Jerome Dickey (1983)	Best-Selling Author
Bernice Donald (1974)	Judge, Federal District Court
William B. Dunavant Jr. (1954)	Chairman of Dunavant Enterprises
John Dye (1996)	Actor
Larry Finch (1973)	Former Memphis Basketball Head Coach
Anfernee Hardaway (1993)	NBA Basketball Player
Dr. W.W. Herenton (1966)	Mayor, City of Memphis
Barbara Walker Hummel (1947)	Miss America 1947
Craig Leake (1969)	Television Producer
R. Brad Martin (1976)	Chairman of the Board/CEO, SAKS Inc.
Wink Martindale (1957)	Television Personality
Elliot Perry (1991)	Former NBA Basketball Player
William Sanderson (1968)	Actor
Lynda Mead Shea (1968)	Miss America 1960
Charles C. Thompson (1964)	Author and TV Producer
Fred Thompson (1964)	Actor and Former U.S. Senator
Pat Kerr Tigrett (1963)	International Fashion Designer
Lorenzen Wright (1996)	NBA Basketball Player
Dan Uggla (2001)	MLB, Florida Marlins (2006 All-Star)

Memphis boasts an 18:1 teacher-student ratio.





**Dr. Shirley C. Raines**  
Memphis President  
(UT Martin, 1967)

**Dr.** Shirley C. Raines became the 11th president of the University of Memphis on July 1, 2001. She is the first woman to hold the presidency of the University, which was founded in 1912.

Dr. Raines earned her doctorate in education and her Master of Science degree from the University of Tennessee in Knoxville. Her Bachelor of Science degree is from the University of Tennessee at Martin. She also completed the Management Development Program from the Harvard Graduate School of Education.

Before her appointment at the University of Memphis, Dr. Raines was Vice Chancellor for Academic Services and Dean of the College of Education at the University of Kentucky. While at George Mason University in Fairfax, Virginia, she received the Distinguished Faculty Member award and has received two research awards from the Eastern Educational Research Association. She is the author of 14 books and numerous journal articles, and is widely regarded as an expert in teacher education and early childhood education.

During the years of Dr. Raines' tenure at the University of Memphis, the following building projects have been completed: the FedEx Institute of Technology, the Kemmons Wilson School of Hospitality and Resort Management, the Student Activities Plaza and fountain, the clock tower, University Services Building with new bookstore, the Athletic Training Facility and the renovation of Wilder Tower, which is devoted to student services. New construction ventures underway include additions to the Carpenter Student Housing Complex, renovation of the former Millington Naval Hospital to classrooms for the University's Millington Campus and a new student center.

Described in *The Memphis Commercial Appeal* as "powerful, prepared and personable,"

she has become known for her effective work in building productive partnerships on and off the campus. Some of the most visible partnerships include those with Fed Ex Corporation, Methodist LeBonheur Healthcare, First Tennessee and Baptist Memorial Health Care. Major focus areas of her work with students include expanding the University's Honors program and creating internships and co-op experiences in many majors.

As past Chair of the Board of Directors of C-USA, Dr. Raines led the conference through realignment. She now serves on the board for the NCAA and continues with the C-USA board. As a community leader, she serves as the 2006 Chair of the Memphis Regional Chamber of Commerce and on the board of directors of several non-profit organizations, including Memphis Tomorrow, local PBS station WKNO and the Higher Education Division of United Way. The April 2006 issue of *Business TN*, included her on the magazine's list of the 100 most powerful people in Tennessee.

A native of Bells, Tenn., she is married to retired professor, Dr. Robert J. Canady. In his retirement, he is a stained glass artist and a private pilot. Bob and Shirley are the parents of four adult children and three grandchildren.



With the support of members from the Memphis football and basketball staffs, Dr. Shirley Raines, left, presents a jersey to Tennessee Governor Phil Bredesen.

## U OF M PRESIDENTS

1912-13	Dr. Seymour A. Mynders
1913-18	Dr. John Willard "J.W." Brister
1918-24	Dr. Andrew A. Kincannon
1924-39	Dr. John Willard "J.W." Brister
1939-43	Dr. Richard C. Jones
1943-46	Dr. Jennings B. Sanders
1946-49	Dr. J. Millard Smith
1949-50	Lamar Newport (acting)
1950-60	Dr. J. Millard Smith
1960-72	Dr. C.C. Humphreys
1972-73	Dr. John Richardson (interim)
1973-80	Dr. Billy M. Jones
1980	Dr. Jerry Boone (interim)
1980-91	Dr. Thomas Carpenter
1991-00	Dr. V. Lane Rawlins
2000-01	Dr. Ralph Faudree (interim)
2001-	Dr. Shirley C. Raines

MEMPHIS PRESIDENT  
**DR. SHIRLEY C. RAINES**





**R.C. Johnson**  
Athletic Director  
(Iowa, 1965)

**R.C.** Johnson, who has worked for 32 years in athletic administration and previously served as athletic director at Temple University, was named the Director of Athletics at the University of Memphis on December 29, 1995.

Johnson came aboard in February of 1996 and immediately set forth in putting together one of the most renowned athletic staffs in school history.

Since his arrival, Johnson has hired such high-profile coaches as former Clemson head football coach Tommy West, former New Jersey Nets and UMass head basketball coach John Calipari, baseball coach Daron Schoenrock and Lady Tiger basketball coach Blair Savage, who is considered one of the up-and-coming young coaches in the country.

With his staff completed, Johnson set his sights on revamping University of Memphis athletic facilities. Johnson initiated a capital campaign to add a new 8,000-square-foot football and basketball office complex to the current Athletic Office Building, a new basketball practice facility and a complete renovation of the Murphy Athletic Complex. The \$8 million campaign was the largest fundraising effort in the history of Memphis athletics and has brought the Tiger athletic facilities on-line with the Conference USA sister institutions.

During his tenure, Johnson has created the Athletic Director's Honor Roll, the Tiger Scholarship Fund Board of Directors and the Athletic Director's Ambassadors Club.

Johnson has conducted several meetings with the Memphis Park Commission to add a greater presence for the Tigers in Liberty Bowl Memorial Stadium. Numerous

signs appear in the Liberty Bowl indicating that the stadium is the "Home of the Tigers." He was also instrumental in implementing the addition of a new turf field to the stadium for 2005.

At Temple, Johnson was responsible for directing a program with more than 500 student-athletes in 20 men's and women's intercollegiate sports, including nationally-visible programs in men's basketball and football. He was named Temple's director of athletics on May 9, 1994, after a national search.

Johnson was hired at



Temple after nearly six years as director of athletics at Miami (Ohio) University. During his tenure at Miami University, Johnson was responsible for numerous programs that enhanced the stature and image of the Ohio institution.

A strong believer in a quality education for student-athletes, Johnson emphasized academic integrity and excellence during his time at Miami University. At the time he departed for Temple, Miami University had 15 student-athletes with a perfect 4.0 GPA, 62 student-athletes with a 3.50 or better GPA and 191 student-athletes with a 3.00 or better GPA.

Before becoming the athletic director at Miami University, Johnson was the athletic director at Eastern Illinois from 1980-88. He was the associate athletic director at Northern Iowa from 1974-80.

A former football coach himself, Johnson served as an assistant at Mankato State University from 1968-74. He coached at Youngstown State University during the 1967 and 1968 seasons. Prior to joining the staff at Youngstown State, Johnson served as an assistant coach at Northern Iowa (1965-67) and the University of Iowa (1963-65).

An Ottawa, Ill., native, Johnson has his bachelor's degree in sociology from the University of Iowa and a master's in physical education from the University of Northern Iowa.

He is a member of the National Association of College Directors of Athletics and serves on the NCAA Management Council. Johnson is the Chair of the C-USA Athletic Directors while also serving on the C-USA Bowl Committee and Finance Committee. His involvement in the Memphis community includes serving on the Memphis and Shelby County Sports Authority. He also is a member of the University of Memphis President's Council.

Johnson and his wife, Melba, have three children and five grandchildren.



## ASSOCIATE-ADS



**Bill  
Lansden**  
Development



**Bill  
Lofton**  
Finance



**Lynn  
Parkes**  
Compliance/SWA



**Bob  
Winn**  
External Affairs

## ASSISTANT-ADS



**Eddie  
Cantler**  
Support Services



**Jeff  
Konya**  
Dir. of Compliance



**Melissa  
Moore**  
Ticketing



**Fred  
Stewart**  
Business



**Steve  
Stroud**  
Annual Giving

## HEAD COACHES



**Jenny  
Bruun**  
Women's Golf



**John  
Calipari**  
Men's Basketball



**Paul  
Goebel**  
Men's Tennis



**Richie  
Grant**  
Men's Soccer



**Brooks  
Monaghan**  
Women's Soccer



**Charlotte  
Peterson**  
Women's Tennis



**Grant  
Robbins**  
Men's Golf



**Kevin  
Robinson**  
Track



**Blair  
Savage**  
W. Basketball



**Daron  
Schoenrock**  
Baseball



**Windy  
Thees**  
Softball



**Tommy  
West**  
Football



**Butch  
Woolbright**  
Rifle



**Carrie  
Yerty**  
Volleyball

# ATHLETIC STAFF

## UNIVERSITY OF MEMPHIS



## ASSISTANT COACHES



**Craig Boller**  
Football



**Ashley Blanton**  
Softball



**Brenda Cash**  
Track Operations/Coach



**Jay Bowen**  
W. Basketball



**Angela Crosby**  
W. Basketball



**John Dowdy**  
Rifle



**Mike Federico**  
Baseball



**Randy Fichtner**  
Football



**Travis Filar**  
Volleyball



**Jodi Grant**  
Women's Soccer



**Clay Helton**  
Football



**Tyson Helton**  
Football



**Kenny Ingram**  
Football



**April Jauregui**  
Volleyball



**Tim Keane**  
Football



**Derek Kellogg**  
Men's Basketball



**Rick Mallory**  
Football



**Chuck Martin**  
Men's Basketball



**Robbie Nicholson**  
Men's Soccer



**Emily Owens**  
W. Basketball



**Donald Pickett**  
Softball



**Mike Power**  
Track



**John Robic**  
Men's Basketball



**Tommie Robinson**  
Football



**Lee Taylor Walker**  
Tennis



**Jerry Zulli**  
Baseball

## SUPPORT STAFF



**Andy Allison**  
MBKB Operations Dir.



**Sally Andrews**  
Asst. Compliance



**Murray Armstrong**  
Facilities Coord.



**Susan Blackwell**  
Accounting Clerk



**Jennifer Bone**  
Assistant Trainer



**Lamar Chance**  
Asst. Media Relations



**Barbara Chapman**  
Business Office



**George Claiborne**  
Videographer



**Frankie Conklin**  
Spirit Squads



**Jerry Conway**  
Business Office



**Judy Davis-Lewis**  
ADs Office



**Susan Day**  
Ticket Office



**Tammy DeGross**  
Asst. Media Relations



**Connie Diffie**  
Business Office



**John Flowers**  
FTB Operations Dir.



**Dorothy Gillard**  
Academic Office Coord.



**Nicole Green**  
Asst. Academic Dir.




**Stella Green**  
Olympic Sports Sec.



## SUPPORT-STAFF



**Judy Gupton**  
Scholarship Fund



**Richard Hogans**  
Strength & Cond.



**Marc Hohorst**  
Equipment Manager



**Ryan Ivey**  
WBKB Operations



**Larrick Johnson**  
WBKB Secretary



**Dr. Phillip Kolbe**  
Faculty Rep.



**Brandon Kolditz**  
Asst. Media Relations



**Donna LaRiviere**  
Scholarship Fund



**Valorie Lott**  
Academic Counselor



**Dr. Joe Luckey**  
Dir. Athletic Academics



**Amos Mansfield**  
Head Trainer



**Jason Martin**  
Asst. Marketing Dir.



**Rodney Mason**  
M Club Director



**Angela McCarter**  
Marketing Director



**Jessie Mills**  
Academic Counselor



**Carole Murray**  
ADs Office



**Natasha Platt**  
Assistant Trainer



**Lunetha Pryor**  
MBKB Secretary



**Fred Quarles**  
Academic Counselor



**Jason Redd**  
Asst. Media Relations



**Jennifer Rodrigues**  
Dir. Media Relations



**Katie Rump**  
Asst. Compliance Dir.



**Sherri Schwartz**  
FTB Recruiting Sec.



**Kenneth Siegfried**  
Scholarship Fund



**Mike Stark**  
Strength Coach



**Lou Strasberg**  
Travel Coordinator



**Lish Trice**  
Assistant to the AD



**Bridget VanLandeghem**  
Academic Counselor



**Carol Varano**  
Academic Counselor



**Ronnie Vinson**  
Business Office



**Jennifer Walker**  
Admin. Assistant



**Wesley Wheeler**  
Computer Analyst



**Kelly Wight**  
WBKB Secretary



**Letonia Williams**  
Ticket Office



**Martha Woods**  
Sports Info. Sec.



**Lee Yerty**  
Strength & Cond.

### AMBASSADOR'S CLUB

Dave Bronczek, Ben Bryant, Hilliard Crews, William Dunavant, Jr., Evelyn Echols, Frank Flautt, Jr., Alan Graf, Janet January, Al LaRocca, Bill Morris, Mike Rose, Elkan Scheidt, Fred Smith, Rita Sparks, Rick Spell, Elaine Springer, John Stokes, Ron Terry, Tom Watson

### FACULTY ATHLETIC COMMITTEE

Phillip Kolbe, Barbara Davis, James Fickle, Roxanna Gee, Michael Hamrick, Martin Lipinski, Robert Koch, Gladius Lewis, Ronnie Priest, David Scott Romantz and Margaret Moore Quinn, Liaison to the Office of the President: David Cox, Ex-Officio Members: Ralph Faudree, Joe Luckey, R.C. Johnson, Lynn Parkes, Jeff Konya and Sheryl Lipman

### PRESIDENT'S COUNCIL

Dr. Shirley Raines, President; Dr. Ralph Faudree, Provost; Dr. Rosie Bingham, VP Student Affairs; Dr. Doug Hurley, VP Information Technology; Julie Johnson, VP Advancement; Charles Lee, VP Business & Finance; R.C. Johnson, Athletic

Director; Janet Mitchell, Assistant to the President; Dr. David Cox, Executive Assistant to the President

### BOARD OF VISITORS ATHLETIC ADVISORY COMMITTEE

Mike Rose - chairman, Ben Bryant, Harold Byrd, Frank Flautt, Jim Harwood, John Kelley, William N. Morris, John Stokes, Ron Terry, Pat Kerr Tigrett, Tom Watson. Ex-officio: R.C. Johnson

### TIGER SCHOLARSHIP FUND BOARD

Kenny Armstrong, Pete Aviotti, Reggie Barnes, Charles Burkett, Harold Byrd, Don Carson, John Dunavant, Randy Fishman, Glenna Flautt, Dianne Fry, Willie Gregory, Gaylon Hall, Fred Hodges, Cato Johnson, John Kelley, Kay Kelly, Al LaRocca, Hank McDowell, Don McKinnon, John Moore, Charlotte Neal, Greg Nelson, Allie Prescott, Chuck Roberts, Joe Rowell, Reid Sanders, Steve Schwartz, Jack Soden, Jim Strickland, Diane Vescovo, Van Weinberg



# PART OF THE COMMUNITY JOHN CALIPARI

In 14 collegiate coaching seasons, University of Memphis seventh-year coach John Calipari has led his teams to 13 postseason appearances. Calipari's teams have appeared in the NCAA Tournament eight times, advancing to the Final Four in 1996 and Elite Eight in 2006. Five other squads have appeared in the NIT, including Memphis' 2002 NIT championship squad. Through 14 collegiate seasons, only five coaches in the history of the NCAA have won more games.

However, Calipari's success on the basketball court has been a microcosm to what he has meant to the U of M and the Memphis community.

Early in his tenure at the U of M, Calipari began developing a relationship with Memphis-based FedEx. The overnight courier has employed Memphis student-athletes in its internship program during the past six summers. It is a program where the Tigers gain valuable experience in an area related to their field of study.

Calipari has also founded a program called Net-Works. The program brings together business leaders from throughout the community to network, find employment opportunities and place former U of M players following their playing careers.

Calipari has made several financial contributions to the University and has been honored by the Friends of the Ned McWherter Library on the U of M campus. He presented the U of M a check for \$40,000 which resulted from a partnership between Calipari and Pace Cooper, president and CEO of Cooper Companies, the owner of the restaurant, Cal's Championship Steakhouse in the Doubletree Hotel Memphis. In the spring of 2004, Calipari and his family donated \$100,000 to help endow athletic scholarships at the university.

At the conclusion of his first season at Memphis, Calipari joined several area business leaders to form the Y.E.S. Foundation, an organization designed to educate middle school students about the importance of academics and athletics. Y.E.S., an acronym for Youth Education Through Sports, held its first camp on the U of M campus in August of 2001. Over 25 schools are currently taking part in the program.

Calipari has also been responsible for raising money and making donations for improvements at the U of M's tennis complex, air conditioning in the Elma Roane Fieldhouse and having courts resurfaced for use by Memphis students for outdoor basketball.

Not only did Calipari secure a shoe and apparel contract for the basketball program, he also has helped with similar arrangements for several Olympic sports programs at the University.

When he arrived, the University of Memphis had just opened a new practice facility. In the past six years, Calipari has directed improvements which makes the Larry O. Finch Recreation Facility one of the best of its kind and on a scale with some of the top practice facilities in the NBA.

Away from the University, Calipari is a sought after speaker. He has made numerous appearances on programs such as Fox Sports Net's Best Damn Sports Show Period, ESPN's Outside the Lines and Jim Rome Is Burning and ESPN2's Quite Frankly With Stephen A. Smith, as well as countless interviews on national radio programs.

Calipari begins his 15th season as a collegiate coach ranked 11th on the NCAA's winningest active coaching list with a .723 winning percentage.



John Calipari and the 2006-07 Memphis basketball team assisted the Make-A-Wish Foundation in granting Bryram his wish to go to Disney World.



# WHAT MEMPHIS COMMUNITY LEADERS ARE SAYING ABOUT COACH CALIPARI AND U OF M BASKETBALL

**DR. W.W. HERENTON**  
MEMPHIS CITY MAYOR

"University of Memphis basketball and Coach John Calipari provide so much for our community. Not only are they a major source of sports excitement and fulfillment for Memphis sports fans, but also their efforts in improving the community and changing lives are a great statement to what Coach Calipari and Tiger basketball are all about."



**A.C. WHARTON**  
SHELBY COUNTY MAYOR

"Tiger basketball always has been a focal point of community support and unity in Memphis, and Coach Calipari has played a vital role in helping to spread that community spirit beyond the basketball court. He reminds people why they are fans and what it means to be a Memphis Tiger."



**HAROLD FORD, JR.**  
UNITED STATES CONGRESSMAN

"The University of Memphis basketball program is what college basketball is all about — big-time competition within a close-knit community of fans and group of supporters. Coach Calipari, his staff and these student-athletes are taking the proud tradition of Tiger basketball to new levels within the community and on the hardwood."



**DAVID J. BRONCZEK**  
PRESIDENT AND CEO FedEx

"The University of Memphis is very important to Memphis and very important to FedEx. Coach Calipari and his team are a great rallying point and unifying force in our community. Their performances on a national stage and their unselfish work in our community have been a source of pride for everyone who lives and works in our city."



**GARY SHORB**  
PRES. AND CEO METHODIST HEALTHCARE

"John Calipari has been an addition that Memphis and the University of Memphis needed. He is an outstanding leader -- giving his time, energy and commitment to making the basketball program a national contender and Memphis a city that we can all be proud of. He has worked hard to help the children at LeBonheur since his arrival, and for that we are extremely grateful."



**ALLIE PRESCOTT**  
FORMER CHAIRMAN OF YES FOUNDATION

"Coach John Calipari's vision led to the birth of the YES Foundation, a program working with approximately 100 boys and girls basketball players from middle schools on the low performing list. These student athletes look up to Coach Cal and he is the ultimate inspiration, which makes this program such a success. Everyone in our city knows that our future depends on the success of the children, and Coach Cal and his foundation are having an impact on the lives of these kids every single day."



**KEVIN KANE**  
PRESIDENT MEMPHIS CONVENTION  
AND VISITORS BUREAU

"Since his arrival in Memphis, John Calipari has become not only an ambassador for the University of Memphis and its basketball program, but also an ambassador for our city as well. He has embraced the community and helped place a national spotlight on everything that is great about Memphis, Tennessee."



**MARY McDONALD**  
SUPERINTENDENT CATHOLIC SCHOOLS

"Coach Calipari builds more than basketball programs, he builds lives. John Calipari epitomizes the spirit of love and giving in sharing his time, talent and treasure with children throughout the greater Memphis community, particularly among the needy and disadvantaged in underserved areas of our city. We in the Catholic Schools are grateful to Coach Calipari for his selfless dedication to education and his commitment to strengthening family and community life in Memphis."



**KEN BENNETT**  
EXECUTIVE DIR. STREET MINISTRIES

"Through the YES Foundation and the Reebok/Memphis Basketball Initiative, Coach Cal has leveraged his influence to make a radical difference in the quality of life of our kids here at STREETS Ministries. His passion and effort for empowering the underprivileged in our community is unequalled."





# BUILDING TOMORROW'S LEADERS THE ACADEMIC CENTER

The University of Memphis' Center for Athletic Academic Services (CAAS) is dedicated to the academic and personal development of all Tiger student-athletes. Its mission is to provide support services to ensure that U of M student-athletes succeed in the classroom and obtain undergraduate degrees. The services include orientation programs, tutoring, mentoring, academic counseling, study hall and academic advising.

In March 2002, vast improvements were beginning to take place in the CAAS. At that time, Dr. Joe Luckey took over the staff after spending the previous 10 years at Austin Peay State. Dr. Luckey, who was nationally recognized for his outstanding leadership



Dr. Joseph Luckey  
Director

in 1999, came to Memphis with a vision. In just one short year, Dr. Luckey recruited six new staff members, instituted new academic programs, designed and inspired two special sections of ACAD 1100 for student-athletes and transitioned the office from the basement of the Elma Roane Fieldhouse to the newly-renovated Wilder Tower.

Dr. Luckey heads a full-time staff of seven while also utilizing 20-30 tutors, graduate assistants and student workers. CAAS has a unique responsibility as an office as it provides academic services to all student-athletes and conducts all necessary paperwork for NCAA academic compliance.

Assistant director Nicole Green, who was hired May 2003, was brought in specifically to handle NCAA, conference and institutional compliance matters associated with prospective and current student-athletes. The five counselors are assigned to specific sports working with those student-athletes and coaching staffs.

2006 graduate Anthony Rice receives a congratulatory handshake from school president, Dr. Shirley Raines.

“We are here to support the student-athlete and ensure that they are as successful in the classroom as they are in competition.”

- Dr. Joe Luckey



Academic Staff: (Front Left) Dorothy Gillard, Jessie Mills, Valorie Lott and Fred Quarles. (Back Left) Dr. Joe Luckey, Nicole Green, Carol Varano and Bridget VanLandeghem.

Wilder Tower



Dr. Luckey has continued to challenge the Center's staff, the coaching staffs and the student-athletes to collaboratively enhance the academic performance of U of M student-athletes. As the following highlights indicate, the group effort has resulted in positive results for the university. During the last four academic years, 13 teams have posted their highest-ever semester GPAs, a record number of student-athletes made the C-USA Commissioner's Honor Roll and several individual student-athletes have been recognized for prestigious academic awards, such as the NCAA Postgraduate Scholarship and Academic All-America.

The CAAS received a new home during the summer of 2003 with the completion of the Wilder Tower. The Wilder Tower also houses admissions, the bursar, financial aid, the registrar, student development and academic advising. A total of 8,000 square feet, encompassing the entire sixth and seventh floors of the tower, have been designated for the CAAS. The area

supports 31 student computer stations, 17 offices and numerous study tables.

Inspired by Dr. Luckey, two special sections of ACAD 1100, Introduction to the University, were offered to student-athletes only. The class was so well received that a third section was offered in 2003 so that all freshman student-athletes can be included in the course. Students who participated in the class earned an average of 15.2 credit hours and an average GPA of 3.25.

Three academic awards are sponsored by the CAAS as a means of honoring the top student-athletes. The **Tiger 3.0 Club** recognizes student-athletes who earned grade-point averages of 3.0 during the fall/spring semesters, while the **Tiger Academic Thirty** is dedicated to the 30 student-athletes with the best grade-point average on each team and then the next best group of student-athletes, totaling 30. The final honor, the **TEAM GPA Award**, is presented to the male and female team with the best grade point

Waki Williams greets school president Dr. Shirley Raines after receiving his diploma in 2006.

# Calipari's Graduates



Shyrone Chatman, '02




Earl Barron, '03




John Grice, '03



Nathaniel Root, '03




Modibo Diarra, '04



Garrick Green, '04



Arthur Barclay, '05




Duane Erwin, '05




Marcus Moody, '05



Simplice Njoya, '05




Jeremy Hunt, '06



Anthony Rice, '06



Almamy Thiero, '06



Waki Williams, '06



# AN ELITE HOME ARENA FedExForum

There's never been a better time to be a Tiger fan. Six-straight 20-win seasons. Six-consecutive postseason tournament berths, including last season's Elite Eight appearance. A roster that features some of the nation's best collegiate talent. And to top it off, Memphis fans are able to watch their beloved Tigers in the one of the country's best arenas, FedExForum.

The 2006-07 college basketball season will be the team's third season in FedExForum, the \$250 million state-of-the-art arena that has the nation talking. When fans come to a game at FedExForum, the excitement begins even before they enter the front doors. FedExForum features a 35,000 square-foot outdoor plaza where all fans enter the building. The plaza serves as Memphis' front porch, a gathering area for fans of all ages.

Once in FedExForum, fans are treated to an experience that is unparalleled in the college basketball game. In the arena, there are five levels with wide concourses, making navigating the building easy. There are over 100 points of sale for concession stands, meaning shorter lines. There are four full-service restaurants, with three offering service to Premium Seat Holders -- Opus, a



fine dining restaurant overlooking the court; Blue Note Lounge, where fans can get a cocktail and a light meal before or during the game; and the Lexus Lounge. The fourth restaurant, which is open to all fans just off the Grand Lobby, is Jack Daniel's Old No. 7 Sports Bar, a fun pregame meeting place with patio seating.

All of the food in FedExForum is offered by Levy Restaurants, the leader in sports and entertainment venue dining and fans will experience selection and quality beyond anything they've ever had at a sporting event. Memphis favorites such as Neely's Barbecue and D'Bos chicken wings will be available, and fans will also be able to satisfy their appetites with sushi, paninis, po' boys and just about anything else they could possibly want.

Once in their seats, the first thing fans will notice is the massive video board. Designed by Daktronics, the center-hung score-





board is the focal point of the system, providing fans with live video, instant replays and information on 10 large digital full-color displays, including four dedicated scoring sections. The scoreboard is one of the biggest in the country, measuring approximately 22 feet high by 38 feet in diameter. The unique design of the main center-hung scoreboard includes two 36-degree full-color rings of LED on the top and bottom of the scoreboard. Four additional video displays, in vertical configuration, flank the main video screens and dedicated scoring sections.

To complement the center-hung video and scoring displays, additional LED displays are prominently featured around the seating bowl. These ProAd® digital displays are used for a variety of purposes, including presenting exciting animations and graphics, statistics, scores and stats from other games, and interactive promotional messages from the team and its sponsors. One 360-degree ring of light encircles the entire seating bowl, mounted on the Terrace Level fascia. A second large display curves 270 degrees around the Club Level fascia.

Before, during and after games, Tiger fans can buy the latest merchandise and U of M gear in the team store, located in the Grand Lobby and at several boutique stores throughout FedExForum. The store is also open from 9 a.m. - 3 p.m. Monday through Friday and 10 a.m. - 4 p.m. on Sunday, or can be reached by phone at 901-205-1551.

A unique feature of FedExForum is the music theme that is prevalent throughout. Luxury suite holders will notice their names engraved on a record outside their suite, and lyric sheets from famous Memphis songs appear prominently on the walls. Concessions and restaurants are named with uniquely Memphis music themes and areas of the arena concourses are divided into sponsored zones highlighting musical genres like Rock 'n' Roll, the Blues, Gospel, Memphis Music Today and more. FedExForum is also home to the Rock 'n' Soul Museum on the ground floor of the administration building. The Rock 'n' Soul Museum traces the roots of rock and roll and soul music in Memphis, offering visitors a self-guided tour of Memphis music from the early 20th century in the '70s. The Rock 'n' Soul Museum is one of only two Smithsonian Institution exhibits not located in Washington, D.C.



Along with the Grizzlies' locker room on the Event Level, the Tigers also have a state-of-the-art locker room facility just off the playing floor. The area has players and coaches locker rooms, a training room, video room and players lounge. The locker room is one of the best facilities in the nation.

FedExForum is setting a new standard for college arenas, and it's all happening in Memphis. There has truly never been a better time to be a Tigers fan.





# THE LARRY O. FINCH CENTER

Away from college basketball's top arena, FedExForum, the Tigers have a world-class practice facility in the Larry O. Finch Recreational Facility located on the University of Memphis campus.

The 31,000-square-foot center cost \$3.2 million. It features a regulation court which runs east to west. With the removal of portable goals, the building can be divided into three north-south courts for intramural play. Besides the courts, the building features every amenity the Tigers could desire.

Within a week of John Calipari's hire at the U of M, the center's weight room was equipped with \$50,000 of state-of-the-art weight and cardiovascular equipment through a generous donation from Memphis businessmen Richard Mercer, Harry Phillips and George Sneed. With the renovations done in the summer of 2004, the weight room was moved courtside where players can work out just off the practice courts.

The players lounge now occupies what was once the weight room, giving the Tiger players and coaches a spacious area to hold team functions. The lounge area features a big screen television, a ping-pong table and a pool table, along with several couches and recliners on which players and coaches can "loungue."

The locker room has individual wood lockers along two walls while built into another wall are open lockers featuring uniforms and mementoes from former Tigers in the NBA. Adjacent to the locker room is a video room where players and coaches can watch game tape in preparation for upcoming games.

Additional training equipment has been added to the weight room. The center's fully-equipped training room includes heat packs, electrical stimulation units, ultrasound, whirlpools,

three treatment and two taping tables as well as a separate doctor's examination room.

Also, the classroom which overlooks the court has been transformed into a dining area for post-practice meals for the team.

The facility continues to take shape. The next project for the Finch Center is to turn the entrance area into a Memphis Basketball Hall of Fame, which will chronicle the Tigers' glorious basketball history.

The Larry O' Finch Center was dedicated Feb. 24, 2000. In Finch's three years as a player at Memphis, the Tigers recorded a 63-21 record and either won or tied for two Missouri Valley Conference championships. He scored 1,869 career points and averaged 26.8 points in the 1973 NCAA Tournament when the Tigers advanced to the championship game.

Finch was named All-America honorable mention by both the Associated Press and UPI and was the 1972 Missouri Valley Conference Player of the Year.

As a coach, Finch is the all-time winningest coach in Tiger history, posting a 220-130 record in 11 seasons. Under his leadership the U of M advanced to the NCAA Tournament six times, including the Elite Eight in 1992 and the Sweet 16 in 1995.

*The Larry O. Finch Center*



## ON MY HONOR I PLEDGE TO ACHE.

I WILL KEEP MY BODY POWERFUL, MY DESIRE INTENSE,  
AND MY WILL **UNFLINCHING.**  
I WILL CREATE, BY EXAMPLE, A NEW DEFINITION OF PASSION  
AND I WILL CONTINUE TO CHERISH MY BELIEF THAT EVERY INSPIRED DROP OF SWEAT  
IS AN INVESTMENT IN PERFECTION.



“ There is no other collegiate practice facility like it available to a team 24 hours a day, seven days a week. The Finch Center would rank among the top five training facilities in the NBA. ”

- John Calipari

## FINCH CENTER HIGHLIGHTS



The video room comes equipped with stadium-style seating.



Where once was a blank east wall now framed is a banner dedicated to the desire and dedication it takes to be a University of Memphis Tiger.



The dressing room comes complete with individual wood locker cabinets, while the other side of the dressing room includes wood lockers containing jerseys and mementos of Memphis players who have played in the NBA.



The new spacious lounge area includes a pool table and a ping-pong table, as well as a big screen television and stereo system.



The Finch Center weight room, located just off the practice court, is equipped with just about every piece of equipment imaginable to get the Tigers in playing condition.



*Finch Center Locker Room*



*Weight Room*



*Players Lounge*



*Video Room*



*Lockers Honoring Former Players*



# TIGER BASKETBALL TRAINING ROOM

The University of Memphis athletic training staff is second-to-none when it comes to ensuring that U of M student-athletes receive quality care in the areas of athletic injury, rehabilitation and preventative care.

With the renovation of the Murphy Athletic Complex training facility along with the Larry O. Finch Center training room, the Memphis student-athlete can be assured of receiving the best medical attention and rehabilitation available.

The Finch Center training facility is located just off the basketball practice courts and is used primarily for the men's basketball program. The training room, which is operated by Assistant Athletic Trainer Jennifer Bone, is fully equipped to help prevent and also treat injuries throughout the year.

If needed, the Tiger basketball players also have the Murphy Athletic Complex training room available for them. That training room was redesigned and reconstructed as part of the \$6 million renovation of Park Avenue Campus. The training facility, which more than doubles the size of the old training room, contains an in-ground aquatic rehabilitation pool which allows trainers to work on rehabilitating injuries without having the student-athlete support his/her own body weight.

The new training room also contains new doctor examination rooms, storage areas and the latest in rehabilitation equipment.

The athletic training staff uses a comprehensive approach to the injury care and wellness of student-athletes by utilizing state-of-the-art diagnostic and treatment equipment with the latest methods in the care and prevention of injuries.

Amos Mansfield enters his second year as head athletic training. Mansfield spent four years at Southern Miss as an assistant trainer and was the primary trainer for men's basketball, while also assisting with football. He has two full-time certified athletic trainers, two graduate assistants and 18 student trainers.

Chris Simmons is entering his first year as the trainer for men's basketball. He makes a return to the university where he earned his bachelor's degree in exercise and sport science in 2002. Simmons comes to Memphis after working



*The Tiger training room at the Murphy Complex is equipped with a state-of-the-art aquatic rehabilitation pool.*

the previous year as the head trainer for the Arkansas RimRockers of the NBDL. Natasha Platt enters her third year as an assistant trainer.

The athletic training staff is surrounded by many qualified and generous team doctors who are available to the many student-athletes at the University of Memphis.

Dr. Barry Phillips of The Campbell Clinic is directly responsible for the orthopedic needs of the Tiger basketball team. Dr. Thomas Meriwether and Dr. Arthur Franklin serve as the team physicians. Dr. Allen Sills serves as the team's neurosurgeon.

Tiger student-athletes are fortunate to have the two largest privately-owned hospital systems in the world located in Memphis. Baptist Hospital and Methodist Hospital offer the finest in healthcare to area residents and handle the care of Memphis student-athletes.

The athletic training staff is one support group that the athletic teams cannot do without. They are responsible for staffing all practices and games as well as handling the day-to-day rehabilitation of injured or post-surgery student-athletes.

The goal of the sports medicine department is not only to care for the injuries, but also to assist the student-athletes in preventing injuries from occurring.



Dr. Allen Sills  
Neurosurgeon



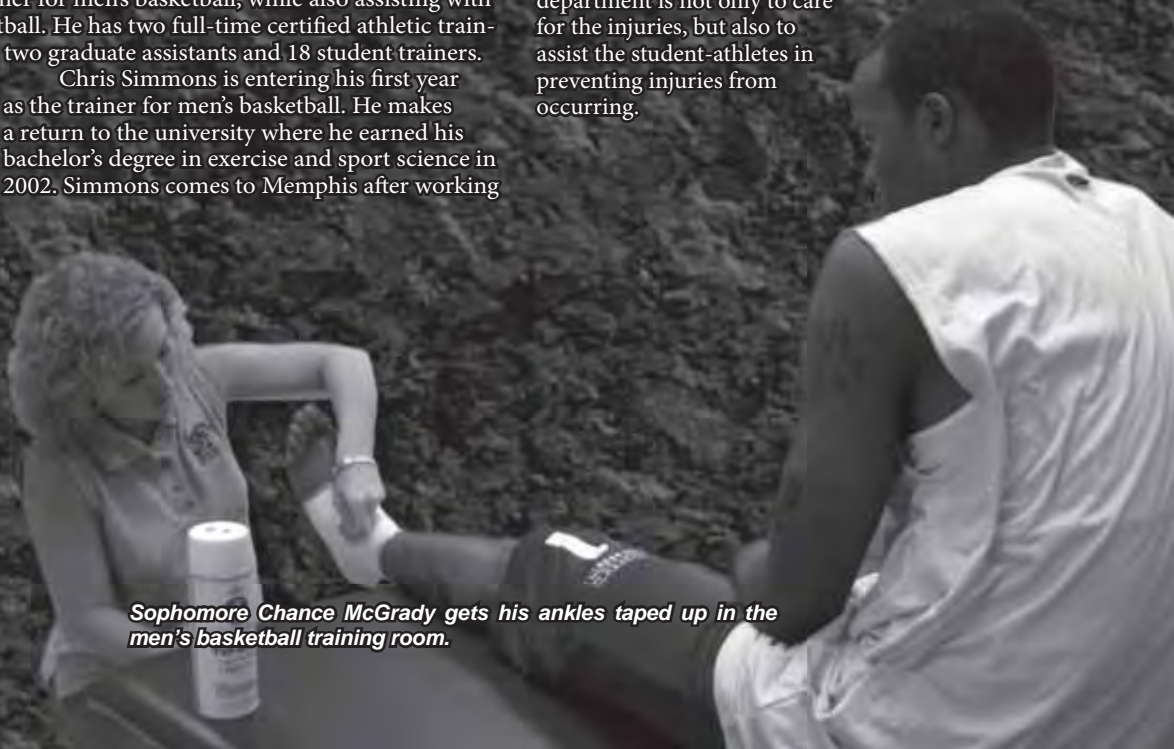
Dr. Arthur Franklin  
Team Physician



Dr. Tom Meriwether  
Team Physician



Dr. Barry Phillips  
Orthopedic Surgeon



*Sophomore Chance McGrady gets his ankles taped up in the men's basketball training room.*





## WEIGHT ROOM HIGHLIGHTS



Hogans and the Tiger program has adopted a motto as "B.I.A. - Best in America," showing what student-athletes should always strive for. Under this B.I.A. motto, the players are taking on a W.I.T. - Whatever It Takes - mentality.



**Speed-Strength Philosophy:** As performance enhancement specialists, the goal is not to make the student-athletes into professional weightlifters, but ensure they are physically prepared for the high demands of competitive athletics. In order to give the players an edge, a program has been developed that integrates the four key aspects needed to increase speed, speed and quickness, explosiveness, power, muscular endurance and aerobic capacity. The four key aspects are strength training, speed training, agility training and plyometric training.



The Tiger basketball players go through three different phases of training throughout the year. The phases are preparatory, competitive in-season and transitional. The foundation for the student-athletes is set in the transitional phase which starts in the spring and continues up to the preparatory phase. The transitional and preparatory phases are vital for the players' development because strength, speed and lean mass gains are necessities during this time period. During the latter part of the preparatory phase, the student-athletes are transitioned into specific training methodologies, where all the training is put together and tied into the specific sport.




The workouts during the early phases constantly change week-to-week, with the exception of the core exercises. This type of protocol creates an environment where change in muscle tone and growth is inevitable due primarily to the fact that the student-athletes are not used to the workouts. This, in turn, creates muscle breakdown that results in muscle growth with adequate recovery and supplementation. Also the constant change in the routine keeps the workouts from becoming stale and boring.

In 2000, the Larry O. Finch Basketball Training Facility opened for Tiger basketball, and with it, gave the University of Memphis basketball program one of the top practice facilities in the nation. Along with practices courts and other student-athlete amenities, the Tiger basketball players have a state-of-the-art weight room in which to work.

Richard Hogans, a former Memphis football standout who also played in the NFL, is the Director of Performance Enhancement and works directly with the men's basketball team. Hogans has worked with a number of All-Pro athletes such as the St. Louis Rams' Isaac Bruce, New York Knicks' Penny Hardaway and heavyweight boxing champion Michael Moorer.

The weight room is located beside the practice courts, allowing players to move easily from one area to another during practice or strength and conditioning exercises. Within a week of John Calipari taking over the Memphis program, the weight room was supplied with \$50,000 weight and cardiovascular equipment through the generous donation from Memphis businessmen Richard Mercer, Harry Phillips and George Sneed. Since he was hired in the summer of 2004, Hogans has continually kept the Tiger basketball weight room updated with cutting-edge equipment.



**Richard Hogans**  
Director of Performance Enhancement

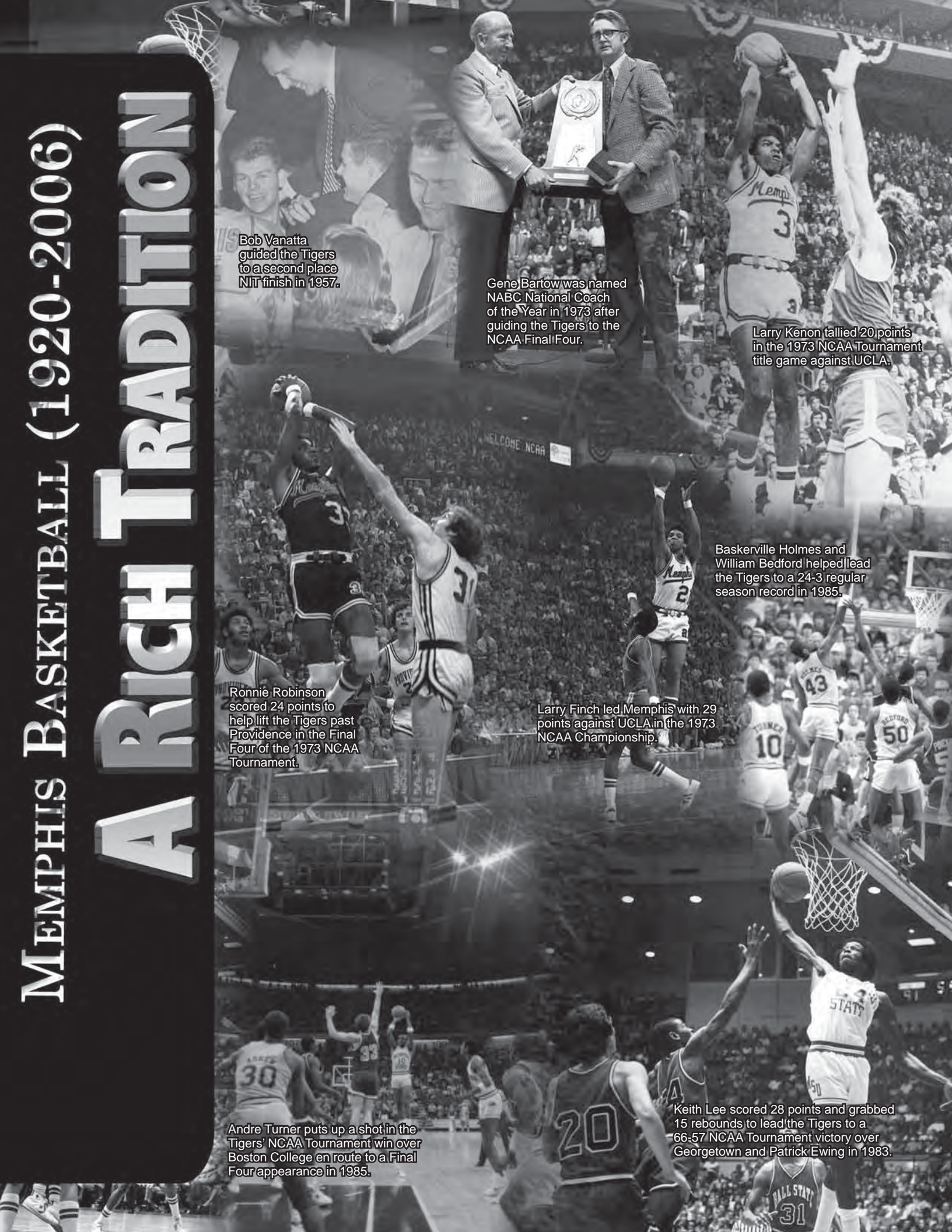


# STRENGTH & CONDITIONING



# MEMPHIS BASKETBALL (1920-2006)

## A RICH TRADITION



Bob Vanatta guided the Tigers to a second place NIT finish in 1957.

Gene Bartow was named NABC National Coach of the Year in 1973 after guiding the Tigers to the NCAA Final Four.

Larry Kenon tallied 20 points in the 1973 NCAA Tournament title game against UCLA.

Baskerville Holmes and William Bedford helped lead the Tigers to a 24-3 regular season record in 1985.

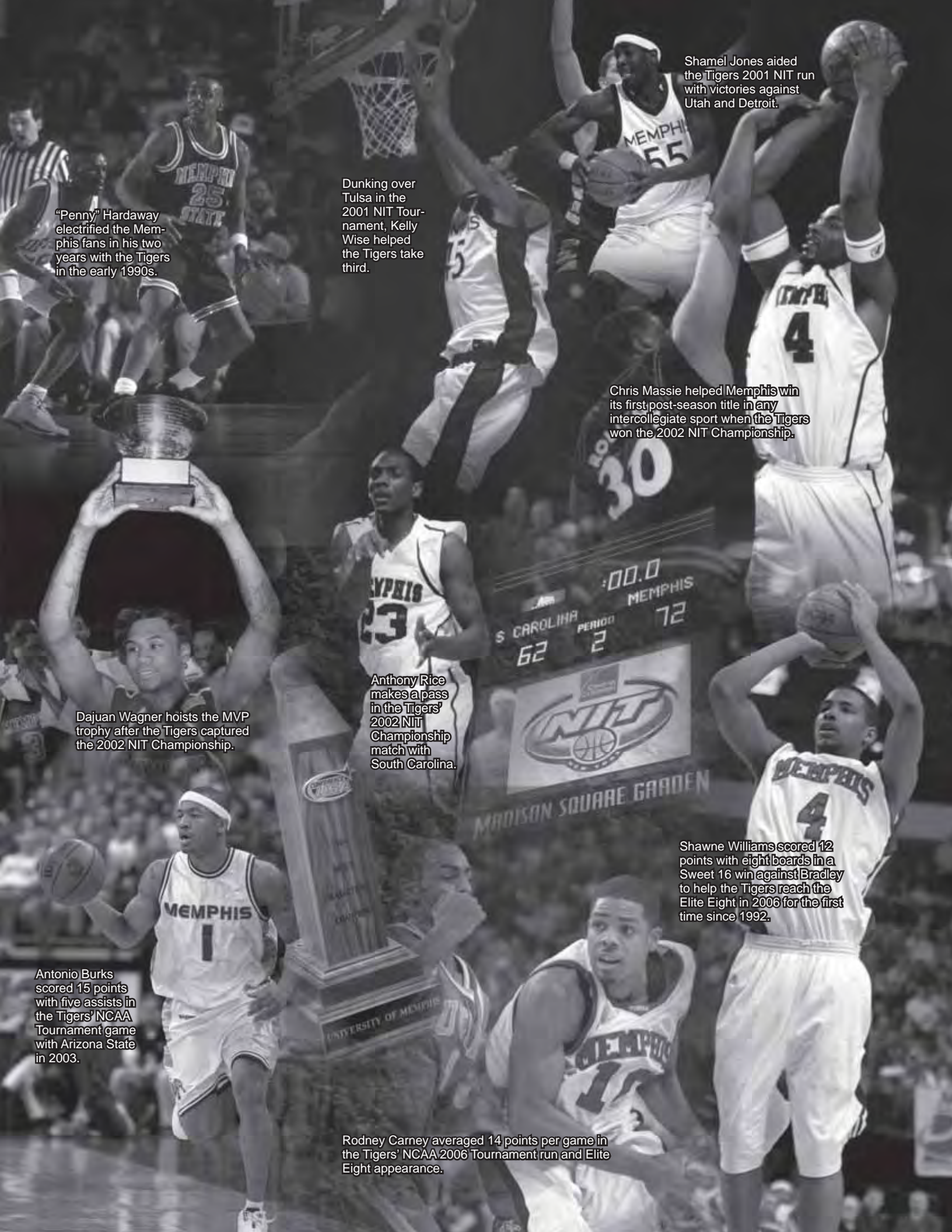
Ronnie Robinson scored 24 points to help lift the Tigers past Providence in the Final Four of the 1973 NCAA Tournament.

Larry Finch led Memphis with 29 points against UCLA in the 1973 NCAA Championship.

Andre Turner puts up a shot in the Tigers' NCAA Tournament win over Boston College en route to a Final Four appearance in 1985.

Keith Lee scored 28 points and grabbed 15 rebounds to lead the Tigers to a 66-57 NCAA Tournament victory over Georgetown and Patrick Ewing in 1983.





"Penny" Hardaway electrified the Memphis fans in his two years with the Tigers in the early 1990s.

Dunking over Tulsa in the 2001 NIT Tournament, Kelly Wise helped the Tigers take third.

Shamel Jones aided the Tigers 2001 NIT run with victories against Utah and Detroit.

Chris Massie helped Memphis win its first post-season title in any intercollegiate sport when the Tigers won the 2002 NIT Championship.

Dajuan Wagner hoists the MVP trophy after the Tigers captured the 2002 NIT Championship.

Anthony Rice makes a pass in the Tigers' 2002 NIT Championship match with South Carolina.


Antonio Burks scored 15 points with five assists in the Tigers' NCAA Tournament game with Arizona State in 2003.

Shawne Williams scored 12 points with eight boards in a Sweet 16 win against Bradley to help the Tigers reach the Elite Eight in 2006 for the first time since 1992.

Rodney Carney averaged 14 points per game in the Tigers' NCAA 2006 Tournament run and Elite Eight appearance.



# PLAYING AT THE NEXT LEVEL MEMPHIS & THE PROS




The University of Memphis has a long-standing tradition of sending its players on to the National Basketball Association and professional leagues throughout the world. Three Tigers have also recently gone on to play for the most famous basketball team in the world, the Harlem Globetrotters.

Memphis has had 44 players selected in the NBA Draft. Currently six Tigers are playing in the NBA. The Tigers are represented on the rosters of the Golden State Warriors, Philadelphia 76ers, Indiana Pacers, Atlanta Hawks and Miami Heat.

The Tigers have had five lottery picks — Keith Lee (Chicago, 1985), William Bedford (Phoenix, 1986) Anfernee Hardaway (Golden State, 1993), Lorenzen Wright (LA Clippers, 1996) and Dajuan Wagner (Cleveland, 2002).





## TIGERS IN THE NBA DRAFT

YEAR	NAME	TEAM	ROUND/PICK
1952	John Wallesea	Minneapolis	NA
1957	Win Wilfong	St. Louis	1st/4th
1957	Jack Butcher	Boston	10th/NA
1959	Orby Arnold	St. Louis	7th/NA
1960	George Price	New York	9th/NA
1961	Wayne Yates	Los Angeles	1st/4th
1961	Lowery Kirk	Cincinnati	4th/NA
1963	Hunter Beckman	Cincinnati	7th/NA
1964	George Kirk	Cincinnati	5th/NA
1964	Bob Neumann	Cincinnati	10th/NA
1968	Rich Jones	Phoenix	4th/49th
<i>(Remained at Memphis State in 1968-69)</i>			
1968	Mike Butler	San Diego	10th/121st
<i>(Signed with Utah Stars of ABA)</i>			
1969	Rich Jones	Phoenix	5th/58th
1971	James Douglas	Buffalo	16th/226th
1972	Don Holcomb	Boston	6th/94th
1973	Larry Kenon	Detroit	3rd/50th
<i>(Signed with NY Nets of ABA)</i>			
1973	Ronnie Robinson	Phoenix	4th/60th
<i>(Signed with Memphis Tams of ABA)</i>			
1973	Larry Finch	Los Angeles	4th/68th
<i>(Signed with Memphis Tams of ABA)</i>			
1976	Bill Cook	Washington	3rd/49th
1976	Marion Hillard	Washington	4th/65th
1979	James Bradley	Atlanta	3rd/58th
1979	Rodney Lee	Detroit	8th/150th
1981	Dennis Isbell	San Diego	5th/100th
1981	Hank McDowell	Golden State	5th/102nd
1982	Otis Jackson	New Jersey	8th/174th
1984	Bobby Parks	Atlanta	3rd/58th
1984	Phillip Haynes	LA Clippers	6th/121st
1985	Keith Lee	Chicago	1st/11th
<i>(Traded to Cleveland same day of draft, traded to New Jersey, 1987)</i>			
1986	William Bedford	Phoenix	1st/6th
<i>(Also played for Detroit, LA Clippers &amp; San Antonio)</i>			
1986	Baskerville Holmes	Milwaukee	3rd/68th
1986	Andre Turner	LA Lakers	3rd/69th
<i>(Also played with Washington)</i>			
1987	Vincent Askew	Philadelphia	2nd/39th
<i>(Played with Golden State, Seattle, NJ Nets, Indiana Pacers and Denver)</i>			
1988	Sylvester Gray	Miami	2nd/35th
1988	Dwight Boyd	Denver	3rd/66th
1991	Elliot Perry	LA Clippers	2nd/37th
<i>(Played with Charlotte, Milwaukee, New Jersey and Phoenix)</i>			
1993	Anfernee Hardaway	Golden State	1st/3rd
<i>(Played with Orlando, Phoenix and New York)</i>			
1995	David Vaughn	Orlando Magic	1st/25th
1996	Lorenzen Wright	LA Clippers	1st/7th
<i>(Also played for Atlanta and Memphis)</i>			
1997	Cedric Henderson	Cleveland Cavaliers	2nd/45th
<i>(Also played with Golden State and Philadelphia)</i>			
1997	Chris Garner	Toronto Raptors	Free Agent
<i>(Also played with Golden State)</i>			
2002	Dajuan Wagner	Cleveland Cavaliers	1st/6th
<i>(Also played with Golden State)</i>			
2004	Antonio Burks	Orlando Magic	2nd/36th
<i>(Rights traded to Memphis Grizzlies)</i>			
2006	Rodney Carney	Chicago Bulls	1st/16th
<i>(Traded to Philadelphia 76ers same day of draft)</i>			
2006	Shawne Williams	Indiana Pacers	1st/17th

Highest Draft Pick: Anfernee Hardaway (3rd overall)  
 First Round Picks: (10) Win Wilfong, Wayne Yates, Keith Lee, William Bedford, Anfernee Hardaway, David Vaughn, Lorenzen Wright, Dajuan Wagner, Rodney Carney, Shawne Williams

Most Players Drafted in Same Year: (3) 1973 & 1986



# NATIONAL EXPOSURE



30<sup>th</sup> BROADCASTING BILLBOARD'S HOME—THE BIGGEST EVER

**SLIM**

PROJECT A  
THE FIRST

**TEN  
★FOR  
TEN**

THE PLAYERS  
WHO DEFINED  
OUR FIRST DECADE

**INNOVATION**

VINCE  
CARTER  
SEYERS  
KEVIN  
JORDAN  
LEBRON  
JAMES



# CD-ROB

**CD-R**

Chris Douglas-Roberts often gets compared to Jamal Crawford. It's no wonder, what with his slender 6'5 frame and the fact it blends point guard skills with a two-guard's scoring mindset.

again, he considers himself a rock-solid Detroit baller, and means tough, hungry and defensive-minded the best of all wor

Detroit Northwestern HS senior combines the best of all wor

John Callipari certainly hopes so—Chris will be at Memphis in fall, ready to make an immediate impact. "I feel I have a legit chance to contribute right away, especially if I keep improving my game," says Chris. "I only weigh 180 pounds, trying to improve room a lot and I'm getting up a lot of jumpers, trying to get the strength is definitely attacking and getting to the rim."

Averaged 28 ppg, 6 rpg and 4 apg for Motown's s  
his numbers may go down even as his B&B —ALAN P.

I really am focused on.

Motown Team

SCHWARTZ PHILLY LEBRON



As a junior last season, Dougja goes up. "Last year I scored a lot says. "We have a real chance to




# No more blues for Memphis

[illegible]

Tigers leap from non-invited to NCAA No. 1 seed



**www.goTIGERSgo.com**









# GAME NIGHT TIGER STYLE


**"It's the three E's, baby!  
It's exciting,  
It's enthusiastic,  
It's electrifying!"**

When it comes to college basketball, there's no place like watching a University of Memphis home game. FedExForum, the nation's top basketball arena, gives the Tigers not only a state-of-the-art facility in which to play but also provides one of the best settings for college hoops in the country.

From the action on the court to the fans' cheers from the stands, Tiger hoops is a spectacle that no one should miss. There is fun for everyone at a Memphis home game.

The U of M pep band keeps the tunes coming, while the Tiger national champion cheerleaders and pom squad entertain the fans prior to the contest and during breaks in the game action. There are promotions and prizes given to fans throughout the game. And, Pouncer, the Memphis mascot, can always be seen roaming the crowd and making friends with the young and young-at-heart.

Memphis basketball ... Come hear the Tigers roar!









# "BIRTHPLACE OF ROCK 'N ROLL" CITY OF MEMPHIS

Considered the "Home of the Blues" and the "Birthplace of Rock 'n Roll," the city of Memphis' musical roots run deep. However, music is just a chapter in the history as well as the future of the city located in the heart of Mid-America.

Memphis, named after the capital of ancient Egypt, boasts all the amenities you would expect in a city with over 1 million residents, while retaining the charm and down-to-earth feel of a small town.

Downtown Memphis is in the midst of a building boom valued at \$2.3 billion which is transforming the heart of the city. One of the most visible projects has been the construction of AutoZone Park, the downtown ballpark which is the home of the Memphis Redbirds, the St. Louis Cardinals' Triple-A club. The 14,320-seat stadium includes 1,500 club seats, 48 luxury suites and is located at the corner of Third Street and Union Avenue across from the world-famous Peabody Hotel.

The city's newest downtown project is FedExForum, an entertainment arena that houses both the Memphis Grizzlies of the National Basketball Association and the University of Memphis men's basketball team. The \$250 million state-of-the-art arena features a 35,000-square-foot outdoor plaza where fans of all ages can gather before an event. The arena has over 100 points of sale for concession stands and four full-service restaurants. FedExForum is located one block south of Beale Street.

Memphis' musical roots can be traced to band leader W.C. Handy, who wrote the first blues song here in 1909, a campaign theme for Memphis mayor "Boss" Crump called "Boss Crump Blues" and later published as the "The Memphis Blues." The sound soon caught on and blues bands filled the clubs along Beale. Young musicians who have performed along Beale include Muddy Waters, Furry Lewis, Albert King, Bobby "Blue" Bland and B.B. King.

Beale Street has rapidly become the entertainment center of Memphis and visitors and locals alike enjoy the food and music offered in the various nightclubs. From B.B. King's to the Daisy Theatre, from Silky O'Sullivan's to the Hard Rock Café, from Pat O'Briens to the Rum Boogie Café, Beale Street has something to offer for everyone.

Where Beale Street meets the Mississippi River is Tom Lee Park, site of the annual Beale Street Music Festival. The week-

end-long musical festival is just a part of the month-long Memphis in May International Festival which also includes the World Championship Barbecue Cooking Contest and the Sunset Symphony.

Located just off Beale Street is the Peabody Place Retail and Entertainment Center which opened in 2002. The 300,000-square-foot retail complex offers visitors a one-stop-shop for fun and excitement with a unique mix of entertainment, dining and shopping options unlike anything else in the region.

Also located within a block of Beale is Gibson Guitar Memphis, which includes factory tours and cultural exhibits. Across the street is the Smithsonian's Rock 'n' Soul Museum located at the FedExForum, which includes artifacts documenting music's past.

Memphis' musical roots also include Stax and Hi-Records as well as Sun Records recording studio. Stax became known for "sweet soul music" through such artists as the MarKeys, Booker T. and the MGs, Otis Redding, Wilson Pick-

**Top: Sun Studio, Memphis in May World Championship Barbecue Cooking Contest, the Orpheum Theater alongside the Main Street Trolley, the Rock 'n Soul Museum located in the FedExForum. Photos courtesy of the Memphis Convention and Visitors Bureau.**



Beale Street



National Civil Rights Museum

## TOP 10 FORTUNE 500 COMPANIES HEADQUARTERED WITHIN 400 MILES OF MEMPHIS

1. Wal-Mart (Bentonville, Ark.)
56. Archer Daniels Midland (Decatur, Ill.)
60. Caremark (Birmingham, Ala.)
70. FedEx (Memphis)
80. Tyson Foods (Springdale, Ark.)
82. International Paper (Memphis) (8/1/06)
84. HCA (Nashville, Tenn.)
89. Coca-Cola (Atlanta, Ga.)
106. BellSouth (Atlanta, Ga.)
120. Coca-Cola Enterprises (Atlanta, Ga.)





## The criteria

To be included in our rankings, a city must have at least an NCAA Division I basketball team or a Class A minor league baseball team, or it must score in select other categories upon which we base our rankings. Those other categories include being the site of a training camp for a major league or NFL team; a NASCAR Nextel Cup race; an NCAA Division I-A bowl game; a PGA Tour tournament, or a Triple Crown horse race.

Once a city meets the minimum criteria, we take a 12-month snapshot, roughly from July to July, of the sports atmosphere, putting a heavy premium on regular-season records (from the most recently completed season); playoff berths; bowl appearances and tournament bids; championships; applicable power ratings; quality of competition; overall fan fervor, as measured in part by attendance as a percentage of venue capacity; sports atmosphere and fan knowledge; abundance of teams, though we reward quality over quantity; stadium/arena quality; ticket availability and prices; franchise ownership, and marquee appeal of athletes.

Tradition plays a minimal role because this is a 12-month ranking that starts over each year. Likewise, we choose not to delve into sports about which we aren't experts. And, yes, it's true: We have not visited every city on this list in the past 12 months.

## The rankings

- |                                      |                             |
|--------------------------------------|-----------------------------|
| 1. Chicago                           | 46. Edmonton                |
| 2. Miami                             | 47. Sacramento              |
| 3. Dallas-Fort Worth                 | 48. Kansas City             |
| 4. Detroit                           | 49. Calgary                 |
| 5. New York                          | 50. New Orleans             |
| 6. Denver                            | 51. Montreal                |
| 7. Boston                            | 52. Vancouver               |
| 8. Los Angeles                       | 53. Green Bay               |
| 9. Philadelphia                      | 54. South Bend, Ind.        |
| 10. Phoenix                          | 55. Tuscaloosa, Ala.        |
| 11. Washington                       | 56. State College, Pa.      |
| 12. Raleigh-Durham-Chapel Hill, N.C. | 57. Madison, Wis.           |
| 13. Atlanta                          | 58. Portland                |
| 14. Minneapolis-St. Paul             | 59. Blacksburg, Va.         |
| 15. Seattle                          | 60. Athens, Ga.             |
| 16. Indianapolis                     | 61. Louisville, Ky.         |
| 17. Tampa-St. Petersburg             | 62. Knoxville, Tenn.        |
| 18. Austin, Texas                    | 63. Tucson, Ariz.           |
| 19. Anaheim                          | 64. Iowa City, Iowa         |
| 20. Cleveland                        | 65. Lawrence, Kan.          |
| 21. Pittsburgh                       | 66. East Lansing, Mich.     |
| 22. San Diego                        | 67. College Park, Md.       |
| 23. Nashville                        | 68. Clemson, S.C.           |
| 24. San Jose                         | 69. Eugene, Ore.            |
| 25. Charlotte                        | 70. Storrs, Conn.           |
| 26. Oakland                          | 71. College Station, Texas  |
| 27. Cincinnati                       | 72. Auburn, Ala.            |
| 28. Houston                          | 73. Lubbock, Texas          |
| 29. St. Louis                        | 74. Columbia, S.C.          |
| 30. Salt Lake City                   | 75. Lincoln, Neb.           |
| 31. Milwaukee                        | 76. Tallahassee, Fla.       |
| 32. Gainesville, Fla.                | 77. Charlottesville, Va.    |
| 33. Buffalo                          | 78. Ames, Iowa              |
| 34. Memphis                          | 79. Fayetteville, Ark.      |
| 35. San Antonio                      | 80. Las Vegas               |
| 36. Columbus                         | 81. Piscataway, N.J.        |
| 37. Jacksonville                     | 82. Reno, Nev.              |
| 38. Morgantown, W.Va.                | 83. Bloomington, Ind.       |
| 39. Oklahoma City                    | 84. Columbia, Mo.           |
| 40. Baltimore                        | 85. Lexington, Ky.          |
|                                      | 86. Tulsa, Okla.            |
|                                      | 87. Toledo, Ohio            |
|                                      | 88. Champaign, Ill.         |
|                                      | 89. Albuquerque, N.M.       |
|                                      | 90. West Lafayette, Ind.    |
|                                      | 91. Colorado Springs, Colo. |
|                                      | 92. Fresno, Calif.          |
|                                      | 93. Winston-Salem, N.C.     |
|                                      | 94. Manhattan, Kan.         |



Memphis MotorSports Park

ett, Sam and Dave and Isaac Hayes. The Stax Museum reopened on its original location at McLemore and Crump in the summer of 2003 and offers visitors a complete history of "Soulsville USA."

One of Hi-Records' premier artists was Al Green. Sun Records' most famous recording artist was Elvis Presley and also boasted Jerry Lee Lewis, Carl Perkins and Johnny Cash among its recording artists.

Elvis Presley's Graceland is one of the five most visited home tours in America and is the most famous home in the United States after the White House.

In 1991, Graceland was placed on the National Register of Historical Places. Over 600,000 visitors tour Graceland each year. Also located downtown is the beautiful Orpheum Theater which serves as a venue for performances by Ballet Memphis, the Memphis Symphony Orchestra and traveling Broadway shows, as well as the Orpheum Classic Movies series and other concerts.

The city's location makes Memphis a major distribution hub with two interstate highways intersecting the city. Memphis is also home of FedEx, the nation's largest package carrier which makes Memphis International Airport the world's busiest cargo airport. Over 500 commercial passenger flights originate from Memphis International each day.

## MEMPHIS IS...

- Named for its Egyptian sister city on the Nile
- The largest city in Tennessee & the 18th largest city in the United States
- Centered in the middle of the nation's population
- The Pork BBQ Capital of the world
- The home of The Pyramid, the third largest pyramid in the world
- Ranked by the travel industry as one of the top 20 destinations for an athletic event
- Ranked as one of the nation's top 10 convention centers and locations
- The nation's largest spot cotton-trading market
- The hardwood capital of the world
- The home of the world's largest cargo airport
- The third-largest rail center in the United States
- The fourth-largest inland port in the United States

Just off of Beale Street in downtown Memphis, the FedExForum is home to both the University of Memphis men's basketball team and the NBA's Memphis Grizzlies.



AutoZone Park



# A PROUD HISTORY TIGER TRADITIONS



## WHY TIGERS?

When the University of Memphis first fielded a football team in the fall of 1912, no one had selected a nickname for the squad.

Early references to the football team tabbed them only as the Blue and Gray Warriors of West Tennessee Normal School.

After the final game of the 1914 season, there was a student parade. During this event, several Normal students shouted, "We fight like Tigers." The nickname was born.

More and more the nickname "Tigers" was used, particularly in campus publications. But it did not catch on with the newspapers downtown. They continued to use "Normals" or the "Blue and Gray" when referring to the University.

Under Coach Lester Barnard in 1922, Normal's football team gave a ring of truth to that old student yell about Tigers. The team adopted a motto – "Every Man a Tiger" – and went on to score 174 points while allowing its opponents just 29 points.

In the late 1920s, student publications and downtown newspapers began referring to the football team as the "Teachers" or "Tutors." The Tiger nickname would return, but not until 1939 was it finally adopted as the official nickname for the University of Memphis.

## A BENGAL FOR A MASCOT

For over 30 years, the sideline mascot for The University of Memphis has been the Bengal Tiger. TOM II, the current Tiger mascot, attends all Tiger football home games, and he can also be found at many other University events throughout the year as a powerful and majestic symbol of Tigers Athletics. TOM II travels in style in a custom-designed, climate-controlled trailer, always with police escort.

The first Tiger, TOM, was procured by the Highland Hundred Football Boosters in 1972 and served the U of M faithfully for nearly 20 years until passing away in February of 1992.

TOM came to the university on November 9, 1972, when the tiger cub was placed in a dog kennel in Michigan City, Ind., and put on a Memphis-bound flight via Chicago's O'Hare International Airport. He arrived in Memphis at 3:00 a.m., and C. Cleveland Drennon, President of the Highland Hundred, approved a check for \$1,500 to purchase the animal. That morning, TOM was taken to Athletic Director Billy Murphy's office for a press conference. The Highland Hundred officially presented TOM to the University in a ceremony at Liberty Bowl Memorial Stadium on November 11, 1972, during a football game against the University of Cincinnati.

TOM had initially been named 'Shane' at the suggestion of the breeder's daughter. Once in Memphis, though, a contest was held to name the mascot. More than 2,500 entries were submitted to a committee chaired by Judge Harry Pierotti, including colorful monikers like Spook, Sampson, Goliath, Bengo, Sultan, Sahib, Big Cat, Ptah, Touchdown, Sonny Shiloh, and even Bengie Wougie Bengal Boy from Tennessee. The list was ultimately reduced to two choices, Shane and TOM, which stands for Tigers Of Memphis. TOM won.



During his first few months in Memphis, TOM was housed by Highland Hundred member Bill Proctor in his garage, which the Club had redecorated, and was closely guarded by Proctor's hound dog.

As TOM grew older, the decision was made by the Highland Hundred to keep the Tiger Tradition alive by securing a new Tiger to be raised as TOM II. In the fall of 1991, Highland Hundred President Ray Daniels and President-Elect Bobby Wharton received TOM II as a gift from Tom and Carolyn Atchison of Florence, Alabama.

In 2005, TOM II moved to a new habitat in a rural area just south of Memphis on land offered by long-time Tiger fans Jeff and Mary Kuntz. The new facility was designed as a virtual copy of the original facility in Collierville, but includes many upgrades that improve TOM's comfort and safety.

As one of only two Universities in America with a live Tiger mascot, the University of Memphis is unique in its Tiger Tradition.

## SCHOOL COLORS

The University of Memphis' official school colors of Blue and Gray were selected in the early 1900s.

The colors were chosen in an effort to show unity in a nation that was still recovering from the effects of the Civil War. The student body thought that by picking the colors of the North and the South, the school would show a togetherness among all students.

## THE LOGO

The University of Memphis' official logo has been redesigned by Craig Thompson, from Disciple Design in Memphis, Tenn.

The original logo was an MSU with a leaping tiger coming out from behind the letters. The new logo is an "M" with a leaping Tiger coming up over the center of the "M."

## THE U OF M ALMA MATER

Stand Firm, O Alma Mater  
Through All The Years To Come;  
In Days of Youth and Beauty  
Thy Halls Have Been Our Home.  
In Time Of Preparation  
Great Lessons Didst Thou Teach  
Till Now O Alma Mater  
The Stars We'll Strive To Reach.


Lead On, O Alma Mater  
Thy sons To Highways  
Give Light and Truth Unto Them  
For All Their Coming Days.  
To Thee We'll Give All Honor,  
Our Hopes Abide In Thee,  
For Thou, O Alma Mater,  
Hast Made Us Ever Free.

## THE U OF M FIGHT SONG

Go Tigers Go, Go On To Victory,  
Be A Winner Thru And Thru  
Fight Tigers, Fight Cause We're  
Going All The Way –  
Fight, Fight  
For The Blue and Gray And Say –

Let's Go Tigers Go,  
Go On To Victory.  
See Our Colors Bright and True;  
It's Fight Now Without A Fear,  
Fight Now Let's Shout A Cheer,  
Shout For Dear Memphis U.  
(Yell)  
Go Tigers Go  
Go Tigers Go  
Yea – Tigers Go!





2006 CONFERENCE USA ALL-FRESHMAN TEAM 14



CHRIS DOUGLAS-ROBERTS SO

# 2006-07 OUTLOOK



So, you've just had one of the best seasons in the program's history. You won over 30 games, claimed the conference regular season and tournament titles, earned an NCAA Tournament No. 1 seed and advanced to the Elite Eight.

## Overview

Afterwards, you deserve to take a short break and reminisce about the great year you had and what all was accomplished. But, wait!

You knew you were already losing your top scorer and All-America player as the senior completed his eligibility, but then your No. 2 and No. 3 scorers announce they are going pro as well. Where's that panic button?

If the above scenario occurred for many basketball programs across the country, those coaches would be scrambling to put a team together. However, University of Memphis head coach John Calipari sees his program differently. So, Tiger Nation put away those panic buttons, and as Calipari always says, "We're going to be fine."

"I'm excited about coaching this team," Calipari said. "I've had fun coaching these guys in the individual workouts. We have a good group of guys, and I'm anxious to get the season started."

Why not be excited about 2006-07? Sure, the Tigers lost 56 percent of its scoring, its top two three-pointers, its top two free throw shooters and the Conference USA Player and Freshman of Year. But, with all the losses, why do many basketball preseason publications have the Tigers ranked in their top 25?



MEMPHIS TIGERS

JOHN CALIPARI

JOEY DORSEY



Last season, eventual 2006 NCAA champ Florida and 2005 NCAA defending champ North Carolina entered the 2005-06 campaign after suffering heavy losses following 2004-05. Both found themselves outside the preseason top 25 polls. So, what gives for Memphis?

The answer is that Memphis is no longer a "let's-wait-and-see" team, but a program that will yearly contend for a national championship with the country's other elite basketball schools. It's what Calipari talked about when he was hired back in 2000, and after five years (2001-05) of relaying the program's foundation, he put Memphis back in the national spotlight in 2005-06. Tiger fans want to see their team to stay there, and the way Calipari is bringing in the nation's top talent, they have nothing to worry about.

Last year, Calipari was smiling about the prospects of the 2005-06



squad. His team was deep (10-man rotation) and talented. This season is more of the same, with quite possibly a little more veteran leadership.

"The bottom line is, when you look at our roster, we have one senior and one junior returning, and the rest are sophomores and freshmen," said Calipari. "Do we have experience? Yes. We have five players that played significant minutes last year, and another that got limited experience. We also have some solid newcomers entering the program, and then we added Jeremy (Hunt)."

Of the six returnees, only two were starters. However, all six played significant minutes, including valuable postseason experience with Memphis' deep run in last year's NCAA Tournament. Add to the mix five newcomers that can make an immediate impact, and the Tigers have the makings of another great ride in 2006-07.



When analyzing the Tiger frontcourt in the preseason three years ago, it would have gone like this:

Depth: None; Size: Very little; Talent: Some

Now, jump to this year, and the difference is rather noticeable:

Depth: Plenty; Size: A lot; Talent: More and then some

It would be an understatement to say the Tigers have plenty to work with on the frontline, despite the losses of Rodney Carney and Shawne Williams. The problem for Calipari and his staff is how to find playing time for everyone up front. However, Calipari says the Tigers may experiment a little with playing a "big" lineup, but it will come as the season progresses.

"We have to figure out when and how we can play two of our big guys at the

## The Frontcourt

## The Backcourt

When Calipari went to the attacking offense the Tigers used last year, he knew to keep running it he needed athletic, quick guards and wing players to make it work. He also needed a couple of shooters that could bury the open jumpers. He's got plenty of both for 2006-07.

To run the attack offense, Calipari needs a point guard that can push the ball ahead and get teammates involved in the motion. Unlike last year when he had only one proven point guard going into the season, Calipari has options this

year.

"We didn't have three or four guys that could play the point going into last year," said Calipari. "Going into last season, we knew what Darius could do, but that was about it. Andre came along and played well for us. This year, we don't have that problem as we have three or four guys that can play the point."

Indeed, Andre Allen did improve as the season went along, and he exploded with a couple of impressive performances in the Tigers' 2006 NCAA Tournament run to the Elite Eight. Allen has a true point guard mentality and has the ability to get his teammates involved in the offense. Last year, the 5-foot-10 guard nearly had a 2:1 assist-to-turnover ratio (111 assists,



58 turnovers), and his 111 dishes led the squad. Allen proved to be just as strong for the Tigers on the defensive end with 51 steals, while playing only 16 minutes per contest.

Joining Allen at the point is freshman Willie Kemp, who was named 2006 Tennessee Class AA Mr. Basketball. Kemp is another player with outstanding point guard instincts, and that can be seen in his assist numbers as well. The 6-foot-2 Bolivar Central product averaged over seven assists per game each of his last two seasons and finished his four-year prep career with over 800 dishes. Kemp also has the ability to score — as evidenced by scoring over 1,900 points in his high school career — and has been labeled as a "winner." Numbers back that up as well, leading Bolivar Central to a 117-25 record, three Class AA state

tournaments and two Class AA state titles in his time there.

Sophomore Antonio Anderson and freshman Tre'Von Willis may also see time at point guard. Anderson ran the point at times last year and did a solid job. The 6-foot-6 guard nearly had a 2:1 assist-to-turnover ratio with 105 assists and only 59 turnovers while playing in all 37 games. He also led the squad with 56 steals. Willis, who many thought was only a shooting guard, has been impressive in preseason individual drills. The 6-foot-4 California product has shown the coaching staff that he can play the point if needed.

In their offense, the Tigers play with two wings as the two and three positions are interchangeable, and they are loaded at both spots with Anderson, Willis, Chris Douglas-Rob-



same time — when we can have two 6-10 or 6-11 players on the floor together,” Calipari said. “Early in the season, we won’t be ready to play like that. We’ll start the year with our driving motion, with one of those players at the five. As the season progresses, we will find out if we can play two bigs at the same time.”

The likely candidate as the starter for the five spot from the season’s start is junior Joey Dorsey, Memphis’ most experienced post player. The 6-foot-9, 260-pound forward is Conference USA’s second-leading returning rebounder (7.5 rpg) and top returning shot blocker (66; 1.8 bpg). Dorsey, whose game has been compared to that of NBA star Reggie Evans, had six double-doubles and 10 double-figure rebounding contests in 2005-06. If Dorsey can make the same (or quite possibly better) improvement jump this year that he did from his freshman to sophomore seasons, it would

provide a big boost for the Tigers.

Another experienced returnee in the post is sophomore Kareem Cooper. Last year, the 6-foot-11, 290-pound forward/center gave the Tigers valuable minutes off the bench. Cooper has a nice touch from the perimeter — even out to the three-point line — but Calipari wants Cooper to do most of his damage in the post. Cooper worked on his inside game last season, and it showed some dividends, especially in the postseason. If his progress continues, the Washington, D.C., native could be tough to handle in the paint for the Tigers’ opponents.

Joining Dorsey and Cooper at the five spot are newcomers Hashim Bailey and Pierre Niles. Both players are hard-nosed wide-bodies that don’t mind mixing it up in the paint. Bailey and Niles both attended Memphis this past summer, and also worked out with strength coach Richard Hogans

to reshape their bodies in preparation for the upcoming season.

“Watch out for this guy.” The 6-foot-9 forward kept improving as 2005-06 moved on, and the coaching staff was trying to find him more minutes late in the season. That should not be a problem this year, as Dozier is expected to elevate his game. In anticipation of more playing time, the Lithonia, Ga., native added about 10-to-15 pounds to his frame since the end of the 2005-06 season. Offensively, Dozier can drive to the basket, but it’s his 7-foot-3 wingspan that allows him to turn missed shots into offensive put-backs. His wingspan also causes problems for opponents on the defensive end. He had 42 blocks and altered many other shots, while averaging only 18.4 minutes off the bench.

Other options at the four spot include Anderson and Douglas-Roberts, if the Tigers choose to go with a small lineup. Niles could also move out to the four when the coaching staff gets comfortable with playing two big players at the same time.


erts, Jeremy Hunt and Doneal Mack.

“They all know how we are trying to play and what we’re trying to do,” Calipari said. “Some can drive it a little better and some can shoot it a little better. All have good size for the two or three. Doneal is probably the best athlete of the group, but they’re all very good players in their own right.”


Memphis returns Anderson and Douglas-Roberts, both of whom played pivotal roles in the Tigers’ 2005-06 campaign. Anderson, a heady player, led the squad in minutes played last season and can either drive to the basket or shoot the three. Douglas-Roberts likes

to drive the ball and is an exceptionally strong finisher around the rim. The 6-foot-6 guard, who has an uncanny ability to score baskets in many ways, is the Tigers’ leading returning scorer (8.3 ppg) and needs to improve on his consistency from the arc. Willis came from high school with a reputation as a sharp-shooter, but has impressed the coaching staff with his athleticism.

Over the summer, the Tigers had two additions in Mack and Hunt.



Mack may be the most pure shooter in recent Memphis history. The 6-foot-5 guard, though, is not only a shooter, as his athleticism makes him a threat to drive the ball. Mack is also strong on the defensive end. Hunt returns to the court after being reinstated in late August. The 6-foot-5 guard has been injury-prone throughout his career, but his return gives the Tigers even more experience.



Sophomore Robert Dozier returns at the four position. Last year, Dozier was the player that coaches, teammates and fans were saying,

If you think last year’s strength of schedule for the Tigers can’t be topped, then think again. Memphis has a stellar slate again, but the difference this season is that most of the top games are on the road. If the Tigers can win those road contests, the RPI points are going to roll in.

In non-Conference USA play, the Tigers play at Arizona, Gonzaga and Tennessee and travel to the EA SPORTS Maui Invitational in late November when they play Oklahoma in the opening round. The invitational field also includes the likes of Georgia Tech, Kentucky and UCLA. Of its 14-game non-league schedule, Memphis could face six or seven ranked opponents, and Calipari knows it.

“Our schedule is probably tougher than a year ago” said Calipari. “You’re talking about starting the season in Maui with Oklahoma and then possible playing Georgia Tech, Kentucky or UCLA, and add road games at Arizona, Gonzaga and Tennessee. You’re looking at six games away from home, and five of those teams may be ranked in the top 15 when we play them.”

While the Tigers’ home schedule may not have the marquee game like 2005-06 did, it still provides a test for the team. The two biggest home dates

## Schedule


are Cincinnati Jan. 4 and Ole Miss Dec. 9.

“We have Cincinnati and Mississippi at home, and those games will be a challenge,” Calipari said. “Then, you add Middle Tennessee, Arkansas State, Lamar and Manhattan, all of whom are predicted to win 17 or more games this year. That gives us no easy games on our schedule.”

Moving into Conference USA play, the Tigers pick up two additional home-and-home opponents in Houston and SMU as the league increased to a 16-game schedule. Memphis’ other three home-and-home series are Southern Miss, Tulsa and UAB. Memphis and Marshall are going to make C-USA history Dec. 4 when they play in the earliest league start.

The Tigers resume conference play again in January with a road game at Houston Jan. 11, and they host the Cougars in a CBS-televized game Feb. 25 on Memphis’ Senior Day. The Tigers travel to UTEP Mar. 1, and the game pits teacher against pupil with Calipari and his former assistant, Tony Barbee, matching wits on the sidelines.





## Numerical

No.	Name	Pos.	Ht.	Wt.	Cl.	Hometown/High School/Other College or JC
0	Clyde Wade	G	6-0	185	Sr.	Memphis, Tenn./Kingsbury HS/Winchendon School (Mass.)
1	Willie Kemp	G	6-2	165	Fr.	Bolivar, Tenn./Bolivar Central HS
2	Robert Dozier	F	6-9	215	So.	Lithonia, Ga./Lithonia HS/Laurinburg Prep (N.C.)
3	Tre'Von Willis	G	6-4	200	Fr.	Fresno, Calif./Washington Union HS
4	Pierre Niles	F	6-8	285	Fr.	Memphis, Tenn./Ridgeway HS/The Patterson School (N.C.)
5	Jeremy Hunt	G	6-5	210	Sr.	Memphis, Tenn./Craigmont HS
10	Shawn Taggart*	F	6-10	230	So.	Richmond, Va./Mt. Zion Christian Academy (N.C.)/Iowa State Univ.
12	Antonio Anderson	G	6-6	200	So.	Lynn, Mass./Maine Central Institute/Laurinburg Prep (N.C.)
14	Chris Douglas-Roberts	G	6-6	190	So.	Detroit, Mich./Cass Tech/Northwestern HS
15	Andre Allen	G	5-10	205	Jr.	Memphis, Tenn./Booker T. Washington HS
20	Doneal Mack	G	6-5	170	Fr.	Charlotte, N.C./Statesville Christian School
30	Jared Sandridge	G	6-2	175	Sr.	Memphis, Tenn./Christian Brothers HS/Angelina College (Texas)
32	Joey Dorsey	F	6-9	260	Jr.	Baltimore, Md./Douglass HS/Laurinburg Prep (N.C.)
35	Hashim Bailey	F/C	6-10	290	Fr.	Paterson, N.J./Passaic County Tech (N.J.)/The Patterson School (N.C.)
42	Kareem Cooper	F/C	6-11	290	So.	Washington, D.C./Laurinburg Prep (N.C.)
55	Chance McGrady	G	6-2	180	So.	Auburndale, Fla./Dr. Phillips HS

## Alphabetical

No.	Name	Pos.	Ht.	Wt.	Cl.	Hometown/High School/Other College or JC
15	Andre Allen	G	5-10	205	Jr.	Memphis, Tenn./Booker T. Washington HS
12	Antonio Anderson	G	6-6	200	So.	Lynn, Mass./Maine Central Institute/Laurinburg Prep (N.C.)
35	Hashim Bailey	F/C	6-10	290	Fr.	Paterson, N.J./Passaic County Tech (N.J.)/The Patterson School (N.C.)
42	Kareem Cooper	F/C	6-11	290	So.	Washington, D.C./Laurinburg Prep (N.C.)
32	Joey Dorsey	F	6-9	260	Jr.	Baltimore, Md./Douglass HS/Laurinburg Prep (N.C.)
14	Chris Douglas-Roberts	G	6-6	190	So.	Detroit, Mich./Cass Tech/Northwestern HS
2	Robert Dozier	F	6-9	215	So.	Lithonia, Ga./Lithonia HS/Laurinburg Prep (N.C.)
5	Jeremy Hunt	G	6-5	210	Sr.	Memphis, Tenn./Craigmont HS
1	Willie Kemp	G	6-2	165	Fr.	Bolivar, Tenn./Bolivar Central HS
20	Doneal Mack	G	6-5	170	Fr.	Charlotte, N.C./Statesville Christian School
55	Chance McGrady	G	6-2	180	So.	Auburndale, Fla./Dr. Phillips HS
4	Pierre Niles	F	6-8	285	Fr.	Memphis, Tenn./Ridgeway HS/The Patterson School (N.C.)
30	Jared Sandridge	G	6-2	175	Sr.	Memphis, Tenn./Christian Brothers HS/Angelina College (Texas)
10	Shawn Taggart*	F	6-10	230	So.	Richmond, Va./Mt. Zion Christian Academy (N.C.)/Iowa State Univ.
0	Clyde Wade	G	6-0	185	Sr.	Memphis, Tenn./Kingsbury HS/Winchendon School (Mass.)
3	Tre'Von Willis	G	6-4	200	Fr.	Fresno, Calif./Washington Union HS

\* will sit out the 2006-07 season as a result of NCAA transfer rule

<b>Head Coach:</b>	John Calipari (Clarion State, 1982) 148-59 record at Memphis/7th year in 2006-07 341-130 overall record/15th year as a college head coach in 2006-07
<b>Asst. Coaches:</b>	Derek Kellogg (Massachusetts, 1995) John Robic (Denison, 1986) Jose "Chuck" Martin (Monmouth, 1993)
<b>Coordinator of Operations:</b>	Andy Allison (Youngstown State, 2000)
<b>Director of Student-Athlete Dev./Manager:</b>	Rod Strickland
<b>Administrative Asst./Video Coordinator:</b>	Shyrone Chatman (Memphis, 2002)
<b>Athletic Trainer:</b>	Chris Simmons (Memphis, 2002)
<b>Director of Performance Enhancement:</b>	Richard Hogans (Memphis, 1999)
<b>Media Relations Contact:</b>	Lamar Chance (North Carolina, 1991)

### Pronunciation Guide

**HASHIM Bailey** .....HA - sheem

**DONEAL Mack** .....don - NELL

**TRE'VON Willis** .....trey - VON



2006 CONFERENCE USA COACH OF THE YEAR



GO  
MI  
**JOHN CALIPARI**

**COACHES AND STAFF**



# MEMPHIS COACHES/STAFF



Seventh Season  
148-59 at Memphis  
Clarion State, 1982

**HEAD COACH**

**John Calipari**



Seventh Season  
Massachusetts, 1995

**ASSISTANT COACH**

**Derek Kellogg**



Second Season  
Denison, 1986

**ASSISTANT COACH**


**John Robic**



First Season  
Monmouth, 1993

**ASSISTANT COACH**

**Chuck Martin**



Fifth Season  
Youngstown State, 2000

**COORDINATOR OF BASKETBALL OPERATIONS**


**Andy Allison**



Third Season  
Memphis, 1999

**DIRECTOR OF PERFORMANCE ENHANCEMENT**

**Richard Hogans**



First Season  
DePaul

**DIR. OF STUDENT-ATHLETE DEV./MANAGER**

**Rod Strickland**



First Season  
Memphis, 2002

**ADMINISTRATIVE ASST./VIDEO COORDINATOR**

**Shyrone Chatman**



2006 CONFERENCE USA COACH OF THE YEAR



JOHN CALIPARI





# JOHN CALIPARI

Head Coach

Seventh Season

At Memphis: 148-59 (.715)/6 yrs.

Overall: 341-130 (.724)/14 yrs.

Clarion State, 1982

38

He's won over 70 percent of his games as a collegiate head coach. He's won over 71 percent of his games during his first six seasons as the head coach at the University of Memphis.

But John Calipari, who is in his seventh year at Memphis in 2006-07, has an even higher winning percentage in another area of collegiate athletics — graduating student-athletes. Since stepping foot on the Memphis campus, 12 of 15 seniors that have played for Calipari earned their bachelor's degrees.

In case you're wondering, that's 80 percent. And while Calipari enjoys winning games, he is thrilled when members of his basketball family walk across the stage, receive their diplomas and make their marks in a chosen profession.

Sure, Calipari talks proudly about players — including Rodney Carney, Marcus Camby, Antonio Burks, Lou Roe — that he has helped to the professional ranks either in the U.S. or overseas. But, Calipari is just as proud of those former players that have carved out careers outside basketball.

Calipari repeatedly talks about how well Arthur Barclay is working in the FedEx Corporation. The Tiger head coach offered a position to Shyrene Chatman, one of his first Memphis graduates, and the former Tiger player joined the staff this year. And when the Tigers play on the road and a former Memphis or UMass player stops by the locker room afterwards, Calipari beams when the player talks about his career and family.

To Calipari, college basketball is more than wins and losses. It's about the student-athletes. It's always been that way in his two collegiate coaching stints at Memphis (2000-present) and UMass (1988-96).

When he was hired to return the Memphis basketball program back to national prominence in the spring of 2000, Calipari did not talk in terms of wins only. He talked about improving all the areas — academics, facilities, community involvement — so the

program would have a solid foundation and build from there.

Calipari had the experience necessary to do just that. His first collegiate head coach position was from 1988-96 at UMass, which was one of the worst NCAA Division I basketball programs in the 1980s.

In one of college basketball's best reclamation projects, Calipari led the Minuteman program to numerous wins, conference titles and NCAA Tournament appearances. His passion to build a program helped accelerate the construction of the Mullins Center, UMass' basketball and hockey facility. Calipari's desire also reached out to eastern Massachusetts and Boston and brought fans back to Amherst, located in the picturesque Berkshire Mountains, to watch a national powerhouse basketball team.

Calipari also encouraged his players to work toward earning their degrees, and many did graduate. He reached out to former UMass players and coaches, creating a bond between his squads and those of the past.

Well, don't look now, but he's doing the same at Memphis. Although the Tiger program wasn't as far down as UMass was when Calipari arrived, even the most loyal Memphis

basketball supporters would admit their beloved Tigers had fallen on hard times in the mid-to-late 1990s. From 1993-94 through 1999-2000 (seven seasons), Memphis posted only two 20-win campaigns (1994-95 and 1995-96), and the Tigers had consecutive losing seasons in 1998-99 and 1999-2000.

The Tigers' fortunes had taken a nosedive from where they once were. But, in six short years, Calipari has not only revitalized the Memphis program itself, but also re-energized a city's love affair with Tiger basketball — a relationship that is the very fabric of the Memphis community.

The Tigers have captured their fans with intense and competitive play under Calipari's tutelage. In Calipari's first six years, Memphis has won 148 games, posted six-straight 20-win season and earned six-consecutive postseason bids. For numbers close to that, a Tiger fan would have to look all the way back to the late 1980s and early 1990s.

Calipari's 148 victories and 24.7 wins per year are the most by a Tiger mentor in his first six seasons. And the last time the Memphis program had six straight 20-win seasons and six-consecutive postseason appearances

was from 1988-93. Calipari won his 100th game as the Memphis head coach midway through the 2004-05 season, and he reached that milestone the second fastest of any Tiger mentor.

That same season, Calipari became one of only seven coaches in NCAA Division I history to win 300 or more games in their first 13 years. Calipari joined Roy Williams, Everett Case, Denny Crum, Jim Boeheim, Tubby Smith and Nolan Richardson in that elite group. Calipari hit the 300-win mark in February of 2005 when his Tigers upset No. 9 Louisville 85-68 in Freedom Hall.

Again, though, Calipari is not caught up in only the numbers and postseason appearances. Just as he did at UMass, he is attempting to build the entire program, which also includes upgrading facilities and graduating players.

Since coming to Memphis in 2000, he has continually made improvements to the Larry O. Finch Recreation Center, the Tigers' practice facility. The practice courts, weight room and spacious players' lounge are used only by the men's basketball program. Memphis also made a move to FedExForum. The state-of-the-art facility is college basketball's top

## JOHN CALIPARI CAREER RECORD

Season	Team	Overall		Conference		Accomplishments
		W-L	Pct.	W-L	Pct.	
1988-89	UMass	10-18	.357	5-13	.278	
1989-90	UMass	17-14	.548	10-8	.558	NIT
1990-91	UMass	20-13	.606	10-8	.558	NIT Final Four
1991-92	UMass	30-5	.857	13-3	.824	A-10 Champ (R/T); NCAA Sweet 16
1992-93	UMass	24-7	.774	11-3	.786	A-10 Champ (R/T); NCAA 2nd Rd.
1993-94	UMass	28-7	.800	14-2	.875	A-10 Champ (R/T); NCAA 2nd Rd.
1994-95	UMass	29-5	.853	13-3	.813	A-10 Champ (R/T); NCAA Elite 8
1995-96	UMass	35-2	.946	15-1	.938	A-10 Champ (R/T); NCAA Final Four
1996-97	NJ Nets	26-56	.317			
1997-98	NJ Nets	43-39	.524			NBA Playoffs
1998-99	NJ Nets	3-17	.150			
2000-01	Memphis	21-15	.583	10-6	.625	NIT Final Four
2001-02	Memphis	27-9	.750	12-4	.750	C-USA Nat'l Div. Champ; NIT Champ
2002-03	Memphis	23-7	.767	13-3	.813	C-USA Nat'l Div. Champ; NCAA
2003-04	Memphis	22-8	.733	12-4	.750	C-USA Champ (R); NCAA 2nd Rd.
2004-05	Memphis	22-16	.579	9-7	.563	NIT Final Four
2005-06	Memphis	33-4	.892	13-1	.929	C-USA Champ (R/T); NCAA Elite 8
<b>NCAA Totals</b>		<b>341-130</b>	<b>.724</b>	<b>160-66</b>	<b>.710</b>	<b>8 NCAAAs, 5 NITs</b>
<b>Memphis Totals</b>		<b>148-59</b>	<b>.715</b>	<b>69-25</b>	<b>.734</b>	<b>3 NCAAAs, 3 NITs</b>
<b>NBA Totals</b>		<b>72-112</b>	<b>.391</b>			

R — denotes conf. regular season title; T — denotes conf. tournament title





arena, and the players' locker room is comparable to those of NBA squads.

But, a walk down the basketball office hallway toward Calipari's office may be his greatest source of pride. Ten players — those that played under Calipari and former Tigers — have their graduation photos on the wall and four more will be added with the recent graduations of Jeremy Hunt, Anthony Rice, Alamy Thiero and Waki Williams.

Since he took over in 2000, 12 of 15 Calipari players have earned their degrees, and two others, Anfernee Hardaway and Marcus Moody, came back to graduate during Calipari's tenure. And, it hasn't stopped there.

Calipari, with the help of the University, has asked several former players to come back and earn their degrees. Some of the beloved Tigers from the 1980s such as Bobby Parks and Andre Turner are taking Calipari up on his offer. Prior to Calipari arriving at Memphis, the basketball graduation rate was zero.

On the court, each year under Calipari has been a step in the right direction. The first year saw Memphis make the NIT final four. In the second season, the Tigers took care of a little unfinished business, taking home the NIT national championship. Year No. 3 had Memphis make a trip to the NCAA Tournament, the program's first in seven seasons. Calipari's fourth year at the helm in 2003-04 saw the Tigers not only earn an NCAA Tournament bid, but also win their first NCAA Tournament game since 1995. The Tigers took a small step back in 2004-05, Calipari's fifth year, but still managed a 20-win season and an NIT final four berth despite several setbacks.

The 2005-06 campaign, though, brought the Memphis program back to the national forefront, giving Tiger Nation a reason to cheer all the way through late March. In his sixth year, Calipari, the 2005-06 Conference USA Coach of the Year, took Memphis fans on a ride they won't soon forget.

The Tigers won a school-record 33 games and tied NCAA champ Florida for the most wins of any team in the nation in 2005-06. Memphis swept the Conference USA regular season and tournament titles and earned the program's first-ever NCAA Tournament No. 1 seed. The Tigers advanced to the NCAA Tournament Elite Eight, where they fell to UCLA. The Elite Eight appearance was the program's first since 1992, and although fans were hoping for a Final Four trip, they can feel confident that Calipari has the Tiger program on solid footing and is now moving forward.

Since Calipari took over in 2000-01, the Tigers have ranked among the nation's top 15 in attendance five of his six years. The 2001 squad averaged 17,110 to rank sixth nationally, while the 2002 team averaged 16,225 to rank 10th. In 2002-03, Memphis ranked seventh with an average of 16,643 per contest, while the following season (2004-04), the Tigers ranked 10th (15,432 per game). Last year, Memphis was 13th in the nation in attendance, averaging 14,866 per contest. In Calipari's tenure, Memphis has drawn over 1.5 million in total paid attendance.

The large attendance figures have given Memphis a true homecourt advantage. The Tigers are 35-8 (.814 winning percentage) in their two seasons at FedExForum, including a sparkling 19-1 home mark in 2005-06. Just prior to the move to FedExForum, Memphis closed out its tenure in The Pyramid with a 24-game homecourt win streak that spanned over three seasons. The Tigers posted a perfect 15-0 record at The Pyramid in 2003-04.

In 14 seasons as a collegiate head coach, Calipari's record stands at 341-130 (.724). But what matters even more in the college game is what coaches and teams do in the month of March, and Calipari excels there as well. His record in March is 67-26 (.720) record when it counts the most.

By wins, Calipari has the sixth-best career start

## Noting Calipari

**FULL NAME:** John Vincent Calipari

**BORN:** Feb. 10, 1959, in Strickly, Pa.

**HIGH SCHOOL:** Moon Area High School, Pa., 1978

**FAMILY:** Wife, Ellen. Daughters, Erin (19) and Megan (17). Son, Bradley (10).

**COLLEGE:** Attended and played basketball at North Carolina Wilmington (1978-80) ... Graduated from Clarion State (now Clarion University located in Clarion, Pa.) in 1982 with a degree in Marketing following two-year playing career as the starting point guard for the Eagles, which were ranked in the Division II Top 20 both years and participated in the 1981 NCAA Division II Tournament.

**COACHING EXPERIENCE:** Assistant under Ted Owens and Larry Brown at Kansas (61-34), 1982-85 ... Assistant under Paul Evans at Pittsburgh (64-29), 1985-88 ... Head Coach at Massachusetts (193-71), 1988-96 ... Head Coach for New Jersey Nets (72-112), 1996-99 ... Assistant Coach under Larry Brown for Philadelphia 76ers, 1999-2000 ... Head Coach at Memphis (148-59), 2000-Present.

**COACHING HONORS:** 2006 C-USA Coach of the Year ... 2004 NABC District 7 Coach of the Year ... 1996 Naismith National Coach of the Year ... 1996 *The Sporting News* National Coach of the Year ... 1996 Atlantic 10 Coach of the Year ... 1995 Naismith National Coach of the Year Finalist ... 1994 Naismith National Coach of the Year Finalist ... 1994 Atlantic 10 Conference Coach of the Year ... 1993 USBWA District I Coach of the Year ... 1993 Atlantic 10 Coach of the Year ... 1992 Eastern Basketball Coach of the Year.

## Cal's Coaching Record

**Overall Record:** 341-130 (.724)

**Record at Home:** 195-32 (.859)

**Road Record:** 98-68 (.590)

**Neutral Court Record:** 48-29 (.611)

**March Record:** 67-26 (.720)

**NCAA Record:** 15-8 (.652)

**NIT Record:** 15-5 (.750)

**Record in Conference Games:**

160-66 (.710)

**Record in Conference Tournament:**

25-8 (.758)



In his collegiate coaching career, John Calipari has not only produced winning teams but also helped players improve their games within the team system. Shawne Williams, seen here with Calipari, was named the 2006 C-USA Freshman of the Year. It was the fourth time in six years that Calipari has coached a C-USA Freshman of the Year honoree.



- ◆ *6th For Most Wins In NCAA History Through 14 Seasons*
- ◆ *13 Postseason Tournaments*
- ◆ *8 NCAA Tournaments • 1 Final Four*
- ◆ *5 NIT • 4 Final Fours*
- ◆ *2002 NIT Title*
- ◆ *7 League Championships*

in NCAA history through 14 years with his sparkling 337-129 record (.723). Through 14 collegiate seasons, only North Carolina coach Roy Williams, Louisville Hall of Fame coach Denny Crum, Syracuse's Jim Boeheim, Kentucky's Tubby Smith and Arkansas' Nolan Richardson have won more games than Calipari.

The Tigers' mentor enters his 15th year in 2006-07 already tied for the No. 10 spot for the best coaching start through 15 seasons. He has 337 wins, and former Utah head coach Rick Majerus is in the No. 10 spot with 337 victories. Calipari is averaging 24.7 wins per season at Memphis, and if the Tigers should reach that average in 2006-07, he would move up to at least the No. 6 spot on this list.

Calipari had the fifth-best career start in NCAA history through nine and 10 seasons, sixth-best through 11 seasons, seventh-best start through 12 and 13 seasons and sixth-best through 14 seasons.

### THE MEMPHIS BEGINNING

In an instant, Calipari had the city of Memphis abuzz about Tiger basketball.

Local television and radio stations went live at the press conference to introduce Calipari as the University of Memphis' 16th head basketball coach on Mar. 11, 2000. He was introduced to an overflow audience of fans in The Pyramid's Tiger Club Room later in the day.

In a matter of a few hours, the University of Memphis had seized March Madness. With his down-to-earth demeanor, his knowledge of Memphis basketball history and his expectations for the future of the program, folks left The Pyramid that March afternoon knowing Tiger basketball was in good hands.

In his first year, Memphis exceeded expectations. The U of M won 20-plus games for the first time in five seasons, posting a 21-15 record. The Tigers advanced to the Conference USA Tournament semifinals for the first time since 1996 and capped the year with a third-place finish at the TiVo NIT.

For the first time since becoming a charter member of Conference USA, Memphis swept four, two-game series against National Division opponents.

How Calipari had his first Tiger team playing at season's end was a far cry from the U of M's 4-8 start. Memphis played three NCAA Sweet 16 teams, and faced five other opponents that advanced to postseason play during the first weeks of the season.

Memphis would roll off eight-consecutive wins to begin the new year and were in contention all season for a league championship. The U of M finished the season just a game out of first place, marking the squad's highest finish since capturing a share of the inaugural conference title in 1996.

In Calipari's first season, Memphis also broke both the season total (290,864) and season average (17,110) records for paid attendance.

### OFF THE COURT

Calipari's endeavors in the community and on the University of Memphis campus have rivaled the strides the Tigers have made on the court during the coach's six seasons in the Mid-South.





Early in his tenure at the U of M, Calipari began developing a relationship with Memphis-based FedEx. The overnight courier has employed Memphis student-athletes in its internship program during the past six summers. It is a program where the Tigers gain valuable experience in an area related to their field of study.

Calipari has also founded a program called NetWorks. The program brings together business leaders from throughout the community to network, find employment opportunities and place former U of M players following their playing careers.

Calipari has made several financial contributions to the University and has been honored by the Friends of the Ned McWherter Library on the U of M campus. In April of 2004, Calipari and his family made a \$100,000 contribution to help endow athletic scholarships at the University. He also presented the U of M a check for \$40,000 which resulted from a partnership between Calipari and Pace Cooper, president and CEO of Cooper Companies, the owner of the restaurant, Cal's Championship Steakhouse in the Hilton East Memphis.

At the conclusion of his first season at Memphis, Calipari joined several area business leaders to form the Y.E.S. Foundation, an organization designed to educate middle school students about the importance of academics and athletics. Y.E.S., an acronym for Youth Education Through Sports, held its first camp on the U of M campus in August of 2001. Over 25 schools are currently taking part in the program which is in its sixth year.

Calipari has also been responsible for raising money and making donations for improvements at the U of M's tennis complex, air conditioning in the Elma Roane Fieldhouse and having courts resurfaced for

use by Memphis students for outdoor basketball.

Not only did Calipari secure a shoe and apparel contract for the basketball program, he also has helped with similar arrangements for several Olympic sports programs at the University.

A couple of years ago, Calipari teamed up with Philadelphia 76ers star guard Allen Iverson to renovate basketball courts in the community. The courts were dedicated in the Orange Mound community of Memphis as well as a four-plex of courts adjacent to Halle Stadium in southeast Memphis. The first courts built during the continuing project were at two housing projects located near downtown, Foote Homes and Dixie Homes.

When he arrived, the University of Memphis had just opened a new practice facility. In the past six years, Calipari has directed improvements which makes the Larry O. Finch Recreation Facility one of the best of its kind and on a scale with some of the top practice facilities in the NBA. Calipari's latest vision for the Finch Center is to turn the entrance area into a memorabilia center that will chronicle Tiger basketball history. Also, with the Tigers' move to its new home, FedExForum, Calipari designed the team's locker room at the facility. The locker room is one of the nation's best and includes a players' lounge, meeting room and training room along with other amenities.

He received the Lombardi Award from UNICO National in the summer of 2003. UNICO was founded in 1922 to provide scholarships to worthy students and to give strength and force in fighting discrimination against Italian-Americans. UNICO's Lombardi Award recognized an outstanding individual of Italian-American heritage who is involved in athletics.

In 2004, Calipari was inducted to the National Italian American Sports Hall of Fame and UMass Athletic Hall of Fame. He was also recognized by the West Tennessee Arthritis Foundation and Tennessee Health Care Association for his work and contributions to both organizations.

Away from the University, Calipari is a sought after speaker. He has made countless appearances on programs such as Fox Sports Net's Best Damn Sports Show Period, ESPN's Outside the Lines and Jim Rome Is Burning and ESPN2's Quite Frankly With Stephen A. Smith, as well as countless interviews on national radio programs.

## PRIOR TO MEMPHIS

Calipari returned to college basketball in 2000 after working the previous season as an assistant coach with the Philadelphia 76ers and two-plus seasons as the head coach of the New Jersey Nets.

Prior to moving to the NBA, Calipari built a basketball program from the ground up at the University of Massachusetts (1988-96).

During an eight-year stint at UMass, he took the Minutemen from being a team which had struggled in the Atlantic 10 Conference to being a national powerhouse. UMass went to five-straight NCAA Tournaments (1992-96), advancing to the Final Four in his last season. UMass advanced to the NCAA Sweet 16 on three occasions and two Elite Eights. The school became just the second NCAA Division I program to win five-straight regular season and conference tournament championships.

Calipari compiled a 193-71 record (.731) during his career at Massachusetts, including a 108-44 mark (.684) in Atlantic 10 play.

In addition to five-straight NCAA Tournaments,

## Calipari vs. Opponents

Alabama.....	1-1	Furman.....	1-0	New Hampshire.....	5-0	Southeastern Louisiana.....	1-0
Arizona State.....	0-1	George Mason.....	1-0	New Mexico.....	1-0	Southern Cal.....	1-0
Arkansas.....	3-2	Georgetown.....	1-0	New Orleans.....	1-0	Southern Miss.....	8-4
Arkansas-Little Rock.....	1-0	George Washington.....	8-9	North Carolina.....	1-0	Southwest Texas State.....	1-0
Arkansas-Pine Bluff.....	1-0	Georgia Tech.....	1-0	UNC Greensboro.....	1-0	Stanford.....	2-2
Arkansas State.....	2-0	Gonzaga.....	1-0	North Carolina State.....	1-0	Syracuse.....	3-1
Austin Peay.....	3-1	Hartford.....	1-0	North Carolina Wilmington.....	1-0	TCU.....	5-1
Belmont.....	1-0	Harvard.....	1-0	Northeastern.....	2-1	Temple.....	13-11
Boston University.....	4-1	Holy Cross.....	4-1	Northwestern State.....	1-0	Tennessee.....	2-1
Boston College.....	2-0	Houston.....	8-3	Oakland.....	1-0	Tennessee Martin.....	3-0
Bradley.....	1-0	Howard.....	1-0	Oklahoma.....	2-1	Tennessee Tech.....	1-0
Bucknell.....	1-0	Illinois.....	1-1	Oklahoma State.....	0-2	Texas.....	0-2
Buffalo.....	1-0	Iowa.....	0-1	Old Dominion.....	1-0	Towson State.....	1-0
BYU.....	1-0	Iowa State.....	1-0	Oral Roberts.....	1-0	Tulane.....	10-0
Central Connecticut State.....	2-0	Jackson State.....	1-0	Oregon State.....	1-0	Tulsa.....	3-1
Charlotte.....	2-3	Kansas.....	0-2	Rice.....	1-0	UAB.....	8-3
Christian Brothers.....	2-0	Kansas State.....	1-0	Pennsylvania.....	2-0	UCF.....	2-0
Cincinnati.....	2-7	Keene State.....	1-0	Penn State.....	3-4	UCLA.....	1-1
Cleveland State.....	1-0	Kentucky.....	1-4	Pittsburgh.....	2-1	USF.....	9-1
Coastal Carolina.....	1-0	Lamar.....	1-0	Princeton.....	1-0	Utah.....	1-1
Colorado.....	1-1	LaSalle.....	3-0	Providence.....	1-1	UTEP.....	2-0
Colorado State.....	1-1	Louisiana-Lafayette.....	2-0	Purdue.....	2-1	Vanderbilt.....	1-0
Connecticut.....	0-2	Louisiana Tech.....	1-1	Rhode Island.....	16-2	Vermont.....	2-0
Dartmouth.....	1-0	Louisville.....	6-5	Rutgers.....	11-4	Villanova.....	2-0
Dayton.....	1-0	Lowell.....	2-1	Saint Louis.....	4-3	Virginia.....	0-1
DePaul.....	4-2	Manhattan.....	1-0	St. Bonaventure.....	17-1	Virginia Tech.....	2-0
Detroit.....	1-0	Marshall.....	1-0	St. Joseph's.....	15-5	Wake Forest.....	1-1
Duke.....	0-1	Marquette.....	3-1	St. Mary's.....	1-0	Western Kentucky.....	1-0
Duquesne.....	11-4	Maryland.....	3-3	St. Peter's.....	1-0	West Virginia.....	10-6
East Carolina.....	4-0	Memphis.....	1-0	Samford.....	1-0	Winthrop.....	1-0
East Tennessee State.....	1-0	Miami (Fla.).....	0-1	Santa Clara.....	1-0	Wisconsin-Milwaukee.....	1-0
Eastern Kentucky.....	1-0	Miami (Ohio).....	1-0	Savannah State.....	1-0	Wofford.....	1-0
Florida.....	1-0	Middle Tennessee.....	1-0	Siena.....	3-0	Xavier.....	2-1
Florida State.....	1-1	Mississippi.....	3-3	SMU.....	1-0	Yale.....	1-0
Florida Tech.....	0-1	Missouri.....	1-1	South Carolina.....	3-0		
Fordham.....	5-0	Murray State.....	1-0	South Connecticut.....	1-0		



## Top Coaching Starts By Victories

### 15 Seasons

No.	Coach, School	Years	W-L
1.	Roy Williams, Kansas	1989-2003	418-101
2.	Nolan Richardson, Tulsa, Arkansas	1981-95	371-119
3.	Denny Crum, Louisville	1972-86	370-114
4.	Jim Boeheim, Syracuse	1977-91	369-114
5.	Tubby Smith, Tulsa, Georgia, Kentucky	1992-2006	365-133
6.	Rick Pitino, Boston U., Providence, Kentucky	1979-83 1986-87 1990-97	352-124
7.	John Thompson, G'town	1973-87	350-120
8.	Everett Case North Carolina St.	1947-61	347-105
9.	Jerry Tarkanian, Long Beach St., UNLV	1969-83	346-83
10.	Rick Majerus, Marquette, Ball St., Utah	1984-86 1988-99	337-116

**John Calipari** 1989-96 337-129  
**UMass, Memphis** 2001-pres.

\* Calipari begins his 15th season as a collegiate head coach in 2006-07

### 14 Seasons

No.	Coach, School	Years	W-L
1.	Roy Williams, Kansas	1989-2002	388-93
2.	Jim Boeheim, Syracuse	1977-90	343-108
t.	Tubby Smith, Tulsa, Georgia, Kentucky	1992-2005	343-120
4.	Nolan Richardson, Tulsa, Arkansas	1981-94	339-112
5.	Denny Crum, Louisville	1972-85	338-107
6.	<b>John Calipari</b> <b>UMass, Memphis</b>	<b>1989-96</b> <b>2001-06</b>	<b>337-129</b>
7.	Everett Case North Carolina St.	1947-60	331-96
8.	John Thompson, G'town	1973-86	321-115
9.	Jerry Tarkanian, Long Beach St., UNLV	1969-82	318-80
10.	Rick Pitino, Boston U., Providence, Kentucky	1979-83 1986-87 1990-96	317-119

### 13 Seasons

No.	Coach, School	Years	W-L
1.	Roy Williams, Kansas	1989-2001	355-89
2.	Everett Case North Carolina St.	1947-59	320-81
3.	Denny Crum, Louisville	1972-84	319-89
4.	Jim Boeheim, Syracuse	1977-89	317-101
5.	Tubby Smith, Tulsa, Georgia, Kentucky	1992-2004	315-114
6.	Nolan Richardson, Tulsa, Arkansas	1981-93	308-109
7.	<b>John Calipari</b> <b>UMass, Memphis</b>	<b>1989-96</b> <b>2001-05</b>	<b>304-125</b>
8.	Jerry Tarkanian, Long Beach St., UNLV	1969-81	298-70
9.	John Thompson, G'town	1973-85	297-107
10.	Bob Huggins, Walsh, Akron, Cincinnati	1981-94	284-118

UMass also made two appearances in the NIT, advancing to the NIT final four in 1991. The 1990-91 season was the first of six-straight seasons in which the Minutemen won at least 20 games.

Calipari's personal 20-win streak has reached the 12-season mark as all six of his Memphis clubs have won 20-plus games.

In his final season at UMass, Calipari was named the 1996 Naismith National Coach of the Year and *The Sporting News* National Coach of the Year. He was also named the Atlantic 10 Coach of the Year for the third time in four years as well as *Basketball Times* East Region Coach of the Year.

During the Minutemen's 35-2 season in 1995-96, UMass posted wins over Maryland, Wake Forest, Georgia Tech, Syracuse, Virginia Tech and Louisville. UMass ended the regular season ranked No. 1 in the nation in the final regular season poll after being the top-ranked team for nine weeks earlier in the year. The Minutemen also won their first 26 games of the season, setting a school record for most consecutive wins.

In addition to his National Coach of the Year honors in 1996, Calipari was a Naismith Coach of the Year finalist in 1994 and 1995. He was the USBWA District I Coach of the Year in 1993.

Calipari's accomplishments are made even more impressive when you consider what he started with at UMass. Prior to his arrival, UMass had suffered through 10-straight losing seasons.

At 29, when he was named head coach, Calipari began to build a program from the ground up, going 10-18 his first season before posting a 17-14 record his second year and receiving a bid to the NIT. UMass made a late season run in 1991, advancing to the NIT's Final Four.

The Minutemen won their first A-10 championship in 1992 with a 30-5 record, including a 13-3 mark in league play. With a 77-71 overtime win over Syracuse in an East Regional second-round game, UMass made its first Sweet 16 appearance.

Off the court, UMass' graduation rate for its basketball players was close to 80 percent.

Calipari left UMass in June of 1996 to become Executive Vice President of Basketball Operations and Head Coach of the New Jersey Nets. He led the Nets to a second-place finish in the NBA's Atlantic Division and the playoffs in 1998, ending a five-year postseason drought for the franchise. The Nets' 17-game turnaround from the previous year was the best that season in the NBA.

He joined the Philadelphia 76ers coaching staff in 1999, rejoining Philadelphia coach Larry Brown, who Calipari was an assistant for at Kansas.

Calipari began his coaching career at Kansas as a volunteer assistant under Ted Owens. In 1983, he was hired as the recruiting coordinator at the University of Vermont, but was swayed back to the nation's heartland when Brown was hired as head coach at KU. He spent three seasons at Kansas (1982-85) before another three-year stint as an assistant coach to Paul Evans at Pittsburgh (1985-88).

The 47-year-old lettered two years at North Carolina-Wilmington before transferring to Clarion State. He played point guard at Clarion during the 1981 and 1982 seasons, leading the team in assists and free throw percentage. The Eagles were ranked in the Division II Top 20 both years and participated in the 1981 NCAA Division II Tournament.

Calipari and his wife, Ellen, have two daughters, Erin Sue and Megan Rae, and a son, Bradley Vincent. Erin is in her second year of college at UMass.



*The Calipari Family  
 Erin, Megan, Bradley, John and Ellen*



MEMPHIS TIGERS



DEREK **KELLOGG**





# DEREK KELLOGG

44

## Assistant Coach Seventh Season Massachusetts, 1995

In basketball, they say the point guard is an extension of the head coach or the “coach on the floor.”

Derek Kellogg, who is in his seventh year on the University of Memphis staff, was just that during his collegiate playing days at UMass under head coach John Calipari. So, when Calipari came to Memphis, he brought his “coach on the floor” at UMass to the sidelines, and it has paid dividends for the Tiger program.

In Kellogg’s six seasons in Memphis, he has helped lead the Tigers to six-straight 20-win seasons and six-consecutive postseason berths (2003, 2004, 2006 NCAA; 2001, 2002, 2005 NIT). Prior to this recent run, the last time Memphis had six-straight 20-win seasons was the 1980s, and the last time the Tigers made six-consecutive postseasons was from 1988-93.

Kellogg played an integral role in the Tigers’ 2005-06 record-setting season. Memphis posted a 33-4 record and won the Conference USA regular season and tournament titles. The 33 victories set a school single-season record for victories and the conference regular season crown was the Tigers’ second in three years. The 2005-06 Memphis squad earned the program’s first-ever NCAA Tournament No. 1 seed and advanced to the Elite Eight for the first time since 1992. The Tigers finished the season ranked in the top 10 of both national polls (No. 4/AP; No. 6/ESPN-USA Today). Those final rankings were the highest in Memphis basketball history.

Since Kellogg joined the Memphis staff in 2000-01, the Tigers have also won the 2002 National Invitation Tournament championship, claimed a share of the 2004 Conference USA regular season crown and took home the 2002 and 2003 C-USA National Division titles. The Tigers have posted 148



overall victories and 69 conference wins the last six seasons. The six years prior to this recent span, the Tigers had 107 total wins and 55 conference victories.

In addition to the 2006 final national rankings, the Tigers also finished the 2003 (No. 19) and 2004 (No. 24) seasons ranked in the final Associated Press poll. The last time Memphis was ranked in the final polls in consecutive years was the 1984-85 and 1985-86 campaigns.

Kellogg is an off-campus recruiter for the Tigers, and also assists in scouting opponents. His hard work — especially on the recruiting trail — has gained him national recognition. In the fall of 2006, Rivals.com listed Kellogg as one of the nation’s top 25 recruiters, and *HoopScoop* magazine tabbed him as one of the nation’s top assistant coaches.

Prior to joining Calipari’s staff, Kellogg spent one season at Youngstown State.

In his lone year at Youngstown

State, Kellogg was a member of a coaching staff that re-energized a community about Penguin basketball. Youngstown State finished fourth in the Mid-Continent Conference regular season standings, but were in first place in the league before losing their top scorer, Elmer Brown, with seven games left in the regular season.

Youngstown State signed a freshman class which included three top-100 recruits during Kellogg’s tenure.

Kellogg joined the Youngstown State staff after two seasons at George Mason University in Fairfax, Va. The Patriots posted a 19-11 record during the 1998-99 season, captured both the Colonial Athletic Association regular season and tournament championships and earned an automatic bid to the 1999 NCAA Tournament.

Kellogg began his coaching career at his alma mater, Massachusetts. He was a graduate assistant at UMass for the 1996-97 season.

As a player at Massachusetts, Kellogg played on four Atlantic 10 Conference regular season and tournament championship teams. The Minutemen were just the second team in NCAA history to win four-straight outright season and tournament championships. During his four-year career at UMass under Calipari, the Minutemen were 111-24, including 51-11 in the Atlantic 10, and advanced to the NCAA Tournament each year, including the Elite Eight in 1995.

Kellogg was named the team’s captain as both a junior and senior. He finished his career ranked fourth at UMass in all-time three-pointers (183) and assists (453), as well as fifth in three-point percentage (38.1) and ninth in steals (134).

Kellogg, 33 (born June 20, 1973), is a 1995 graduate of Massachusetts with a degree in Real Estate/Finance. He married the former Nicole Flory in May of 2005.



**MEMPHIS TIGERS**



**JOHN ROBIC**





# JOHN ROBIC

46

## Assistant Coach Second Season Denison, 1986

John Calipari calls his coaching staff a “family,” and he welcomed back a member of his family to Memphis when John Robic joined the staff in the summer of 2005. Robic, whose first association with Calipari came when their paths briefly crossed at Kansas in the mid-1980s, joined the Memphis staff after serving as head coach at Youngstown State.

And it seems as if the Calipari-Robic duo is a proven combination for thrilling basketball seasons. Similar to those magical years he assisted in at UMass in the 1990s, Robic, in only his first season at Memphis, helped lead the Tigers to one of the program’s most storied campaigns in history.

In the Tigers’ 2005-06 record-setting season, Memphis posted a 33-4 record and won the Conference USA regular season and tournament titles. The 33 victories set a school single-season record for victories and the sweep of the conference regular season and tournament crowns was accomplished for the first time since 1984-85. The 2005-06 Memphis squad earned the program’s first-ever NCAA Tournament No. 1 seed and advanced to the Elite Eight for the first time since 1992. The Tigers finished the season ranked in the top 10 of both national polls (No. 4/AP; No. 6/ESPN-USA Today). Those final rankings were the highest in Memphis basketball history.

Prior to last year, Robic directed the Youngstown State program from 1999-2005, and during his time there, he and his staff faced a huge challenge as the Penguins moved from the Mid-Continent Conference (Mid-Con) to the Horizon League, one of the nation’s premier basketball conferences that includes Butler (2003 NCAA Sweet 16) and Wisconsin-Milwaukee (2005 NCAA Sweet 16).

Robic’s Penguins best finish in the Horizon League was a sixth-place showing in the 2002-03 campaign, the program’s second year in its new conference.

Prior to its move to the Horizon League, Youngstown State put together a tremendous year in the Mid-Con in 2000-01, Robic’s second year at the helm. The Penguins posted a 19-11 overall mark and an 11-5 Mid-Con record. The 19 overall wins were the second-most in 16 seasons, and the 11 league victories tied the school record for most conference wins.

Before taking over at Youngstown State, Robic served as an assistant for 11 years at UMass for both Calipari and Bruiser Flint, helping the Minutemen rise from one of the country’s worst programs to one of the nation’s elite. His last three seasons (all under Flint) at UMass, Robic was the program’s associate head coach. He served as an assistant coach on Calipari’s staff.

Robic played an integral role in building the Minutemen into a national power. After a 10-18 mark his first season on staff, Robic helped lead the Minutemen to nine-consecutive winning campaigns.

From 1990-96, the Minutemen averaged 26 wins per year, and had six-straight 20-win seasons, including two 30-victory campaigns. In that seven-year span, UMass won five-straight Atlantic 10 Conference regular season and tournament titles. The Minutemen earned five-straight NCAA Tournament bids and advanced past the first round all five years. UMass made the NCAA Tournament Sweet 16 in 1992, Elite Eight in 1995 and Final Four in 1996. It was UMass’ first-ever appearance on college basketball’s largest stage. Prior to the NCAA Tournament run, the Minutemen played in consecutive NITs in 1990 and 1991, advancing



to the final four in Madison Square Garden in 1991.

After Calipari moved on to the NBA, Robic remained at UMass and was elevated to the associate head coach post under Flint from 1997-99. UMass went 54-41 in those three seasons, and made postseason appearances in 1997 (NCAA) and 1998 (NIT).

During his tenure at UMass, the Minutemen posted a 247-111 overall record (.690 winning percentage) and earned nine postseason tournament bids (seven NCAA, two NIT). While at UMass, Robic coached UTEP head coach Tony Barbee and Memphis assistant Derek Kellogg.

Prior to joining Calipari at UMass, Robic served as a graduate assistant on Larry Brown’s staff at Kansas for two years (1986-87, 1987-88). While in Lawrence, he was a member of the coaching staff that led the Jayhawks to a 52-22 two-year mark and consecutive NCAA Tournaments. The 1986-87 squad advanced to the NCAA Sweet 16, and the 1987-88 team, dubbed

“Danny Manning and The Miracles,” won the NCAA championship behind the spectacular performance of the Jayhawk All-American.

A graduate of North Hills High School in Pittsburgh, Pa., Robic attended Walsh College in Canton, Ohio, before transferring to Denison University in Granville, Ohio, where he earned his B.A. in Speech Communication and Physical Education in 1986.

At Denison, Robic garnered Division III All-America accolades as a senior and was a two-time all-conference performer. He was one of 10 former players to be named to the 10th Anniversary All-Decade Team in the league in 1994. Despite playing just two seasons at Denison, Robic is the 15th-leading scorer in school history. This past fall, he was inducted into the Denison Athletic Hall of Fame. In October of 2004, he was inducted into the North Hills High School Hall of Fame.

Robic and his wife, Heidi, have three daughters, Hayley, Alli and Sophie.



**MEMPHIS TIGERS**



**CHUCK MARTIN**







# CHUCK MARTIN

48

## Assistant Coach First Season Monmouth, 1993

When the name Jose “Chuck” Martin came up for the opening on the University of Memphis basketball staff in mid-August, qualities like tireless, hard-working and class were mentioned. That was enough to convince John Calipari to ask Martin to join the Tiger family. The 2006-07 campaign is Martin’s eighth in the collegiate coaching ranks.

Martin joins a Tiger program that is coming off one of its best years in school history. Last season, Memphis posted a 33-4 record and won the Conference USA regular season and tournament titles. The 33 victories set a school single-season record for victories and the sweep of the conference regular season and tournament crowns was accomplished for the first time since 1984-85. The 2005-06 Memphis squad earned the program’s first-ever NCAA Tournament No. 1 seed and advanced to the Elite Eight for the first time since 1992. The Tigers finished the season ranked in the top 10 of both national polls (No. 4/AP; No. 6/ESPN-USA Today). Those final rankings were the highest in Memphis basketball history.

With his background of being able to bring in some of the nation’s top recruits, Martin will help the Tigers stay among the country’s elite basketball programs.

The past two seasons, Martin served on Norm Roberts’ staff at St. John’s and played a major role in helping the Red Storm bring in fresh talent. Some dividends of Martin’s work at St. John’s were seen in two signature victories for the Red Storm in 2005-06. In mid-January, St. John’s upset No. 9/9 and then-undefeated Pittsburgh 55-50 and followed with a 68-56 win over No. 17/15 Louisville. As a result of the two upset victories, the Red Storm were honored as college basketball’s Team of the Week by several national media outlets.



Prior to St. John’s, Martin was an assistant coach at Drexel for head coach Bruiser Flint, who served as an assistant for Calipari at UMass in the 1990s. During his time with the Dragons, Martin was involved in all aspects of the basketball program, including national recruiting, working with the team’s guards on skill development, scouting and game preparation.

In his three years at Drexel, the Dragons reached the conference championship game once and made two postseason appearances. Martin played a major role in the development of point guard Eric Schmieder, an All-Colonial Athletic Association (CAA) performer, and also helped recruit and develop Bashire Mason, who was named the league’s Defensive Player of the Year. It was the first time a freshman had won the award in the CAA.

Before Drexel, Martin worked with Flint at UMass during the 2000-01 season, when the Minutemen advanced to the Atlantic 10 conference championship game.

Martin began his collegiate coaching career as an assistant at Manhattan College during the 1999-2000 season under head coach Bobby Gonzalez. Martin’s strong roots in New York City helped land All-Metro Athletic Conference (MAAC) players Mussie Green, Jared Johnson and 2004 NBA second round draft pick Luis Flores. Those three players helped earn the Jaspers a reputation as one of the top mid-major programs in the country over the last several years.

Before he started his career in college coaching, Martin established strong relationships on the East Coast with several of the top high schools, prep schools and AAU coaches as the camp director for the Eastern Invitational Basketball Camp.

The Bronx native has close ties to the New York City basketball community, working as an assistant coach at national-powers St. Raymond’s and LaSalle Academy. Martin was an assistant at LaSalle

from 1993-95, when he worked with former St. John’s standout Ron Artest, as well as future NBA player Shamgod Wells. While coaching at St. Raymond’s, Martin tutored former NBA center Ernest Brown, All-America and Virginia standout Majestic Mapp.

Martin, who played at St. Raymond’s for three years, was inducted into the school’s Hall of Fame in 1998.

Martin attended Champlain (Vt.) Junior College, where he captained a pair of NJCAA tournament teams, before completing his career at Monmouth University. At Monmouth, Martin played the point guard position and averaged 7.1 points and 2.0 assists for his career. Martin is a 1993 graduate of Monmouth with a bachelor’s degree in Communications.

Martin and his wife, Lee, have three children – a daughter, Ashley-Monet (9), and two sons, Jordan (4) and Justin (1).





# ANDY ALLISON

49

**Coordinator of Basketball Operations  
Fifth Season  
Youngstown State, 2000**

Loyalty. It's a quality that is special to head coach John Calipari. When former players or staff members call for his assistance, Calipari is always there to help because of their loyalty to him and his program. And when a position opens up on his staff, he first looks to those in his "family" to offer those opportunities.

That's what happened when Calipari promoted Andy Allison to Coordinator of Basketball Operations this past summer. Allison is in his first season in the role of director, but is no stranger to Memphis basketball as he enters his fifth overall season with the program.

In his current position, Allison is in charge of all the Tiger basketball operations, including coordinating recruits' on-campus visits, monitoring the student-athletes' academic progress, updating the recruiting database, assisting with travel plans and coordinating the John Calipari Basketball School in the summer.

The past two seasons (2004-05, 2005-06), the Columbus, Ohio, native served as the Assistant to the Director of Basketball Operations. Allison's first stint with Calipari and the Memphis program was from 2001-03 as a graduate assistant. In that role, Allison assisted in film exchange and breakdown and scouting reports. He also served as assistant camp director for the John Calipari Basketball School.

Allison has been a part of some of the Tigers' most successful seasons. In 2001-02, Memphis went 27-9 and won the National Invitation Tournament crown, and the following campaign (2002-03), the Tigers earned their first NCAA Tournament berth since 1996. The 2004-05 campaign saw Memphis post a 22-16 record and advance to the NIT semifinals.

The 2005-06 season went down as one of the most storied in school history. Memphis posted a 33-4 record and won the Conference USA regular season and tournament titles. The 33 victories set a school single-season record for victories and the sweep of the conference regular season and tournament crowns was accomplished for the first time since 1984-85. The 2005-06 Memphis squad earned the program's first-ever NCAA Tournament No. 1 seed and advanced to the Elite Eight for the first time since 1992. The Tigers finished the season ranked in the top 10 of both national polls (No. 4/AP; No. 6/ESPN-USA Today). Those final rankings were

MEMPHIS TIGERS



ANDY ALLISON

the highest in Memphis basketball history.

In between his Memphis stints, Allison was the Director of Basketball Operations at Western Kentucky in 2003-04. He was responsible for coordinating film exchange and breakdown and recruits' on-campus visits.

Prior to his first time at Memphis, Allison

was an assistant coach at Mount Union College in Alliance, Ohio. He was also the head coach of the program's junior varsity squad.

Allison earned a bachelor's degree in Education from Youngstown State University in 2000. He is the son of Al and B.J. Allison, and has a sister, Beth.



# RICHARD HOGANS

## Director of Performance Enhancement Third Season Memphis, 1999



When head coach John Calipari took over the University of Memphis basketball program, he knew the importance of strength training and conditioning and how those areas came into play during the year, especially in the postseason in late March.

With that in mind, Calipari's first hire was Ray "Rock" Oliver back in 2000, and it paid dividends for the Tigers with four-straight 20-win seasons and four-consecutive postseason appearances, including the 2002 National Invitation Tournament title.

When Oliver moved on to the NFL following the 2003-04 campaign, Calipari and his staff wanted not only to continue the program's success in the strength and conditioning area, they also wanted to build on it. Enter Richard Hogans, former University of Memphis football standout.

In two years with the program, Hogans' desire, intensity and passion for strength and conditioning has been infectious, winning over the coaches and players and preparing the squad for those long postseason runs into late March. And his work has paid off for the Tigers the last two campaigns.

The 2005-06 year went down as one of the best in school history. Memphis posted a 33-4 record and won the Conference USA regular season and tournament titles. The 33 victories set a school single-season record for victories and the sweep of the conference regular season and tournament crowns was accomplished for the first time since 1984-85. The 2005-06 Memphis squad earned the program's first-ever NCAA Tournament No. 1 seed and advanced to the Elite Eight for the first time since 1992. The Tigers finished the season ranked in the top 10 of both national polls (No. 4/AP;

No. 6/ESPN-USA Today). Those final rankings were the highest in Memphis basketball history.

The previous season (2004-05), the Tigers played into late March, advancing to the NIT semifinals. Memphis posted a 22-16 record and was the Conference USA Tournament runner-up.

Hogans joined the Memphis staff in September of 2004, coming to the school from his position as a personal trainer and fitness director. Hogans was owner of NEXGEN Personal Training Services Inc., and served as Fitness Director/Director of Sports Specific Training at the DeSoto Athletic Club in Southaven, Miss.

Prior to his career in personal training, Hogans served on the Memphis Xplorers staff in the 2002 season as the offensive and defensive line coach and strength and conditioning coach.

Before jumping into the coaching ranks, Hogans played professional football in the NFL, NFL Europe and XFL.

Following his collegiate career at Memphis, Hogans was selected by the Chicago Bears in the sixth round of the 1997 NFL Draft. He stayed with the Bears organization from 1997-98, but was sidelined his rookie season with an ACL tear. From 1998 through 2000, Hogans was with the San Diego Chargers and also played with the Rhien Fire and Berlin Thunder of NFL Europe. In 2000, Hogans led NFL Europe in total tackles and was selected to the NFL Europe All-Defensive Team.

Hogans played with the XFL's Memphis Maniax in 2000-01 and served as the team's captain. In March of 2001, Hogans was acquired by the NFL's Jacksonville Jaguars, but shortly after, had to retire from professional football with an eye injury.

The Columbus, Ga., native was



a four-year letterman for the Tiger football squad from 1993-96. A 1993 *Sporting News* Freshman All-America second team pick, Hogans finished his career with 307 total tackles, 24 TFLs and eight quarterback sacks. The 6-foot-2 linebacker was a 1996 All-Conference USA first team pick, after being named to the league's second team in 1995. The 1996 Butkus Award candidate served as a team captain that season and led the squad with 128 total

hits. For his performance in 1996, Hogans was named the team's Defensive Player of the Year.

Hogans graduated from Memphis' Fogelman College of Business with a degree in Management Information Systems. He is also certified by International Sports Sciences of America.

Hogans and his wife, Wendy, have three children — two sons, Dylan (15) and R.J. (9), and a daughter, Olivia (5).





# ROD STRICKLAND

**Director of Student-Athlete Dev./Manager**

**First Season**

**DePaul**

Every coach will tell you it's hard to replace experience. So, when Milt Wagner took his years of college and professional basketball know-how to join Tony Barbee at UTEP, John Calipari looked to add another person who would bring that same background to the Memphis program. Enter Rod Strickland, a 17-year NBA veteran and two-time All-America at DePaul.

Strickland joins the Memphis basketball operations staff and will assist in many areas "behind-the-scenes" for the program, including managerial duties and overseeing the team's student managers. He will also assist in monitoring the student-athletes academic progress. As Wagner did, Strickland will take classes toward completing his bachelor's degree.


The New York City native comes to Memphis after a lengthy and successful career in the NBA. The 6-foot-3 guard was an NBA first round draft pick of the Knicks in 1988, and during his career, played for New York, San Antonio, Portland, Washington, Miami, Minnesota, Orlando, Toronto and Houston. Strickland played in 1,094 games and scored over 14,000 points (13.2 career average) and dished out

nearly 8,000 assists (7.3 career average).

The 1997-98 NBA campaign with Washington was Strickland's best, as he averaged a double-double with 17.8 points and 10.5 assists. His 10.5 assist average led the NBA that year, and he was selected to the All-NBA second team. That year, Strickland also became only the 25th player in NBA history to record 10,000 points and 5,000 assists. He also ranked among the NBA's top 10 in assists in the 1991-92 (5th), 1993-94 (6th), 1994-95 (5th) and 1995-96 (4th) seasons.

Prior to his time in the NBA, Strickland enjoyed a stellar career at DePaul. A 1987 and 1988 All-America pick, Strickland helped lead the Blue Demons to four-straight NCAA Tournament appearances from 1985-88, including Sweet Sixteen showings in 1986 and 1987. The four-time Blue Demon letterwinner ranks among the program's career leaders in scoring average (8th; 16.6 ppg), assists (3rd; 557) and steals (2nd; 204).

Strickland and his wife, Cheryl, have four children – two daughters, Torin (12) and Tanner (1), and two sons, Tai (7) and Terell (5).



# SHYRONE CHATMAN

**Administrative Assistant/Video Coordinator**

**First Season**

**Memphis, 2002**

Relentless. Competitor. Two words that head coach John Calipari loves to not only use, but also likes to see in his players and staff. That's one reason Calipari offered Shyrone Chatman a position on the Tigers' basketball operations staff.

The 2002 University of Memphis graduate joins the Tiger basketball staff from his position with TennCare in the Tennessee Department of Human Services. Chatman's duties with the Tigers will be primarily in the video area with taping of games and film exchange with opponents. He will also be involved in other areas of the basketball operations.

Although he played only one season for Calipari, the 6-foot-4 guard flourished in his final season as a Tiger in 2000-01. In Calipari's first year as Memphis' head coach,

Chatman started 29 of 36 games and helped lead the Tigers to a 21-15 record and the National Invitation Tournament (NIT) final four. He averaged 9.2 points and 3.1 boards and dished out 165 assists. Chatman led Conference USA in assist-to-turnover ratio and was fifth in assists average. The Baton Rouge, La., native, who received the team's Playmaker Award that year, posted double-figure assists twice, including 10 dishes in a win over UTEP in the NIT. He also shot 40.6 percent from the arc in 2000-01, which is No. 6 on the Memphis single-season three-point percentage chart.

For his career, Chatman averaged 5.5 points and 2.1 rebounds and recorded 238 assists and 79 steals.

Chatman has a daughter, Hannah (3), and a son, Micah (1).







**CHRIS  
SIMMONS**

**ATHLETIC TRAINER  
FIRST YEAR  
MEMPHIS, 2002**

Chris Simmons is in his first year as the athletic trainer for the University of Memphis men's basketball program. Simmons makes a return to the university where he earned his bachelor's degree in Exercise and Sport Science in 2002.

In his role with the Tigers, Simmons is responsible for injury prevention and rehabilitation and serves as the liaison between team doctors and the coaching staff.

Simmons, a McComb, Miss., native, comes to the Memphis athletics department after working the previous year as the head trainer for the Arkansas RimRockers of the NBDL. In that position, he was responsible for coordinating all athletic training, team equipment and medical billing and assisted the team with travel administration.

Prior to accepting the RimRockers' post in summer of 2005, Simmons was a graduate assistant athletic trainer at the University of Arkansas, where he earned a master's degree in Education with a concentration in Sports Management in December of 2004. While pursuing his master's, Simmons worked with the Razorback football team from 2002-04.

As an undergraduate at Memphis, he was a student athletic trainer for the Tigers' football, men's basketball and baseball teams.

Simmons also completed two internships while in school. He was an athletic training intern for the National Football League's Cleveland Browns at summer training camps in 2000 and 2001. He was an intern for the NBA's Houston Rockets this past summer.

Simmons is a certified member of the National Athletic Trainers' Association and National Society of Black Athletic Trainers.



**LUNETHA PRYOR  
BASKETBALL OFFICE COORDINATOR**

Beginning her 10th season as the University of Memphis basketball program's office coordinator and 20th year in the Tiger athletic department is Lunetha Pryor.

Before joining the basketball office staff, Pryor worked for 11 years in the athletic business office and the department's ticket office.

Pryor enjoys watching basketball and football in her spare time. She has a 10-year-old daughter, Kia Symone.



**Lisa  
Polk  
Basketball Secretary**



**Jamillah  
Farrhkhan  
Office Student Assistant**



**Melissa  
Norris  
Office Assistant**

## TEAM MANAGERS



**JARMELLE K.  
JONES**



**ANDREW  
WILSON**



**KENNETH  
HARDEN**



**PAUL  
SUTTON**



**SCOTT  
ROBINSON**



**DAVID  
PRICE**



**BRYAN  
SETTLE**



# PLAYERS

32

USA ALL-TOURNAMENT TEAM

2006 CONFERENCE

**JOEY DORSEY**


JR

USA

BRADLEY



# 06-07 MEMPHIS TIGERS




6-0 • 185  
Memphis, Tenn.  
Kingsbury HS  
Winchendon School (Mass.)

GUARD

0 CLYDE WADE

MEMPHIS SENIOR




6-2 • 165  
Bolivar, Tenn.  
Bolivar Central HS

GUARD

1 WILLIE KEMP

MEMPHIS FRESHMAN



6-9 • 215  
Lithonia, Ga.  
Lithonia HS  
Laurinburg Prep (N.C.)

FORWARD

2 ROBERT DOZIER

MEMPHIS SOPHOMORE




6-4 • 200  
Fresno, Calif.  
Washington Union HS

GUARD

3 TRE'VON WILLIS

MEMPHIS FRESHMAN



6-8 • 285  
Memphis, Tenn.  
Ridgeway HS  
The Patterson School (N.C.)

FORWARD

4 PIERRE NILES

MEMPHIS FRESHMAN



6-5 • 210  
Memphis, Tenn.  
Craigmont HS

GUARD

5 JEREMY HUNT

MEMPHIS SENIOR




6-10 • 230  
Richmond, Va.  
Mt. Zion Christian Academy  
Iowa State University

FORWARD

10 SHAWN TAGGART

MEMPHIS SOPHOMORE



6-6 • 200  
Lynn, Mass.  
Maine Central Institute  
Laurinburg Prep (N.C.)

GUARD

12 ANTONIO ANDERSON

MEMPHIS SOPHOMORE



6-6 • 190  
Detroit, Mich.  
Cass Tech  
Northwestern HS

GUARD

14 CHRIS DOUGLAS-ROBERTS

MEMPHIS SOPHOMORE



5-10 • 205  
Memphis, Tenn.  
Booker T. Washington HS

GUARD

15 ANDRE ALLEN

MEMPHIS JUNIOR



6-5 • 170  
Charlotte, N.C.  
Statesville Christian School

GUARD

20 DONEAL MACK

MEMPHIS FRESHMAN




6-2 • 175  
Memphis, Tenn.  
Christian Brothers HS  
Angelina College (Texas)

GUARD

30 JARED SANDRIDGE

MEMPHIS SENIOR




6-9 • 260  
Baltimore, Md.  
Douglass HS  
Laurinburg Prep (N.C.)

FORWARD

32 JOEY DORSEY

MEMPHIS JUNIOR



6-10 • 290  
Paterson, N.J.  
Passaic County Tech (N.J.)  
The Patterson School (N.C.)

FORWARD/CENTER

35 HASHIM BAILEY

MEMPHIS FRESHMAN




6-11 • 290  
Washington, D.C.  
Laurinburg Prep (N.C.)

FORWARD/CENTER

42 KAREEM COOPER

MEMPHIS SOPHOMORE



6-2 • 180  
Auburndale, Fla.  
Dr. Phillips HS

GUARD

55 CHANCE MCGRADY

MEMPHIS SOPHOMORE



2003 CONFERENCE USA ALL-FRESHMAN TEAM

05



JEREMY HUNT SR





# JEREMY HUNT

6-5 • 210 • Sr.

Guard

Memphis, Tenn.

Craigmont HS

56

★5★

## Overview

A gutsy player ... Willing to make the hustle play ... Has the ability to make his teammates better which elevates entire team play ... More effective when driving to the basket ... Has fought injuries throughout his career.

## Career

Has played in 66 games, starting 26 ... Tigers have a 51-15 record (.773 winning percentage) in games in which he has played (16-16 mark when he has not played) ... Averaging 9.5 points and 3.7 rebounds in his three seasons ... Has 177 assists, 13 blocked shots and 72 steals ... Shooting 34.7 percent from the field, 31 percent from the three-point line and 63.3 percent from the charity stripe ... Suffered a season-ending torn ACL in the NIT quarterfinals ... Had become an integral part of the Tiger run in 2003-04 before an ACL injury ended his sophomore season in mid-February ... Missed some game action as a freshman in 2002-03 as a result of foot surgery.

## 2004-05 Season

Played in 26 games, starting seven ... Averaged 9.5 points and 3.5 rebounds ... Had 70 assists (third on team), four blocked shots and 39 steals (third on team) ... Shot 35.4 percent from the floor and 65.2 percent from the charity stripe ... Missed 12 games due to injuries and a suspension and the Tigers had a 4-8 mark in those games ...

**Postseason (NIT/C-USA Tournament):** Started seven games in the postseason ... Suffered a torn right ACL in the NIT quarterfinals vs. Vanderbilt and missed the rest of the season ... Averaged 13.7 points and 4.3 rebounds in the postseason ... Had 18 assists (2.6 apg) and 18 steals (2.6 spg) ... Shot 45.5 percent from the field ... In NIT play (three games), averaged 14.3 points and 5.0 rebounds ... Shot 52.9 percent from the field and 50 percent from the arc ... Suffered his torn right ACL in the first half of the quarterfinal contest vs. Vanderbilt ... Had 15 points and seven boards vs. Virginia Tech in the second round ... Scored a career-high 24 points vs. Northeastern in the NIT opening round ... Hit a career-best 10 field goals vs. Northeastern ... Also had seven boards, three assists and six steals vs. the Huskies ... In Conference USA Tournament play, averaged 13.3 points and 3.8 rebounds ... Had 13 assists and 12 steals ... Had 10 points, three rebounds and five assists vs. Louisville in the title game ... Recorded a career-high seven steals vs. USF in the semifinals ... Also had eight points, three boards and five assists vs. the Bulls ... Scored 13 points vs. Charlotte in the quarterfinals ... Had 22 points, seven rebounds, three assists and three steals vs. Saint Louis ...

**Conference USA play:** Saw action in 13 games ... Averaged 9.1 points and 2.9 rebounds ... Shot 70 percent from the foul line ... Had 30 assists and 12 steals in league action ... Posted 13 points, eight rebounds, three assists, one block and two steals in regular season finale vs. Cincinnati ... Had 11 points and five assists vs. Southern Miss ... Hit a running three-pointer at the first half buzzer vs. the Golden Eagles to extend a 41-36 lead to 44-36 ... Had 14 points, three assists, two blocks (tied career high) and two steals vs. Tulane ... Scored 14 points vs. East Carolina and posted season highs for free throws made (10) and attempts (12) ... Scored 13 points vs. TCU and 11 points vs. DePaul ... Missed the Marquette and TCU contests due to a suspension ... Did not play in the league opener vs. Southern Miss as he was recovering from a broken bone in his wrist ...

**Non-conference play:** Played in six non-league games ... Averaged 5.3 points and 3.7 boards ... Had 22 assists and nine steals ... Missed the final seven non-conference games (from Dec. 7 through Jan. 6) as a result of a broken bone in his wrist ... Suffered the injury while taking a charge in the Dec. 3 contest at Purdue ... Had five points and four assists vs. the Boilermakers ... Did not play in the Maryland game as a result of a bruised chest injury he suffered in the Nov. 23 Arkansas State contest ... Recorded four assists in each contest during a three-game stretch from St. Mary's (Nov. 18) through Arkansas State (Nov. 23) ... Had 14 points, nine boards (season high), five assists and two steals in the season opener vs. Savannah State.

## 2003-04 Season

Played in 20 games and started 12 ... Inserted into the starting lineup in late December and started 12 of the next 13 contests ... Tigers were 11-1 in those 12 games ... Averaged 9.6 points and 5.3 rebounds ... Was fourth on the team in both scoring and rebounding ... Dished out 58 assists ... Shot 33.3 percent from the floor and 64.2 percent from the free throw line ... Missed the first two games of the season as a result of surgery from a foot injury the previous year ... Suffered an ACL injury to his left knee Feb. 20 and missed the rest of the season ... Underwent successful surgery Mar. 3 ...

**Conference USA play:** Played in 11 games, starting 10 ... Averaged 10.4 points and 4.8 rebounds ... Had 28 assists vs. league foes ... Shot 34.3 percent from the floor and 70.8 percent from the charity stripe ... Averaged 13.5 points, 4.5 rebounds and 3.5 assists in the two games (Marquette, East Carolina) prior to injury ... Hit a season-high six field goals vs. Marquette ... Had a breakaway dunk and two free throws in the last minute in the

79-73 win over East Carolina ... Was 6-of-6 from the foul line in the second half vs. the Pirates ... Posted 100th assist of career vs. Saint Louis ... Had seven points, three rebounds and three assists against the Billikens ... Recorded 12 points, six boards and two assists vs. TCU ... Had 15 points, four boards and three assists vs. USF ... Averaged 11.8 points and 7.8 rebounds in six games prior to Jan. 20 ... Recorded first career double-double with 14 points and 10 rebounds vs. Charlotte ... The 10-rebound game was second double-digit board performance of his career ... Also had four assists vs. the 49ers ... Had 12 points and six boards vs. DePaul ... Recorded 14 points and five rebounds against Southern Miss ...

**Non-conference play:** Played in nine non-C-USA contests ... Grabbed a career-high 12 rebounds vs. Villanova ... Scored seven points and dished out seven assists against the Wildcats ... Nearly had a triple-double with 15 points, seven rebounds and nine assists vs. Oakland ... The nine dishes vs. Oakland were a career high ... Posted nine points, seven rebounds and two assists vs. Missouri ... Hit a key running jumper in lane with 4:55 left to extend the Memphis lead to 54-45 over Missouri ... Hit a free throw with :12 left to extend the Tiger lead to 60-56 over Missouri ... Had best game since Ole Miss Dec. 6 contest with 11 points and three rebounds off the bench vs. Samford ... Scored eight of his 11 points in the second half vs. Samford ... Had 10 points and four rebounds vs. Ole Miss ... Posted nine points, six rebounds and six assists vs. Tennessee Martin ... Saw his first action of the season vs. Austin Peay Nov. 29 ... Had eight points, five boards and three assists vs. the Governors ... Missed the first two games while recovering from surgery on a stress fracture in his left foot.

## 2002-03 Season

Saw action in 20 of the 30 games ... Missed a total of 10 games as a result of foot surgery and later an infection to the same foot ... Averaged 9.4 points, 2.5 rebounds and 2.5 assists ...

**Postseason (NCAA/C-USA Tournaments):** Came off the bench to play 17 minutes against Arizona State in the NCAA Tournament ... Finished with three points and six boards against the Sun Devils ... Set a Conference USA Tournament record, attempting 19 free throws in the Tigers' semifinal game against Louisville ... Shot 12-of-19 from the foul line in the game ... The 12 free throws made were the second-most in tourney history ... Scored 18 points in 21 minutes before fouling out ... Had three points, two boards and two assists in a C-USA Tournament first-round win over USF ...

**Conference USA play:** Averaged 9.1 points and 1.7 boards in league play ... Saw action in 14 C-USA games, starting four ... Came off the bench to record 11 points, two assists and two steals against UAB ... Started at point guard at Houston and had 11 points, five assists, two steals and only one turnover ... Scored 12 points against Cincinnati, knocking down 3-of-6 three-pointers ... Came off the bench to score eight points in a 73-66 win at USF ... Sparked a 20-3 decisive second-half run when he dived into the courtside seats to save a ball, allowing the Tigers to keep control on a key possession that later resulted in two free throws ... Scored 10 points against Louisville ... Matched a Conference USA season high with 18 points vs. Saint Louis ... Was 5-for-10 from the field, 2-of-5 from the arc and 6-of-7 from the line for his 18 points ... Played a career-high tying 38 minutes against USF in his first action since the Murray State game ... Had not played in the Tigers' previous four games after developing an infection in the foot which was operated on in November ... Against USF, scored 18 points and had six assists and three steals ...

**Non-conference play:** Got the starting nod at point guard in the Tigers' season-opening 70-63 win over Syracuse ... Posted a season-high 19 points, seven rebounds and a game-high seven assists en route to being named the Player of the Game at the AT&T Wireless Coaches vs. Cancer Classic ... After a bone scan showed a fracture the week following the Syracuse win, underwent successful surgery for the internal fixation of the fifth metatarsal in his left foot ... Returned to the lineup for the Illinois game (Dec. 28, 2002) and started against the No. 7 Illini, finishing with 11 points.

## High School

Averaged 21.5 points, 5.5 rebounds, 6.0 assists, 1.5 blocks and 2.0 steals as a senior at Craigmont High School ... Was named All-District and All-Conference ... An All-State second team selection ... As a junior, averaged 17.7 points, 5.0 assists and 3.3 steals ... Connected on 79 percent of his free throw attempts as a junior.

## Personal

Full name is Jeremy Rayshun Hunt ... Born August 18, 1983 ... Son of James and Gloria Hunt ... Earned his bachelor's degree in University College/African American Community and Sports Education in August of 2005 ... Is taking classes toward a second major in Communications.

## HUNT CAREER STATISTICS

Year	GP-GS	Min/Avg	— Total —		— 3-Point —		— Rebounds —		PF-FO	A	TO	B	ST	Pts-Avg
			FG-A	Pct	FG-A	Pct	FT-A	Pct						
2002-03	20-7	444/22.2	53-150	.353	32-92	.348	49-82	.598	12-38	50	2.5	43-2	49	187-9.4
2003-04	20-12	533/26.7	56-168	.333	21-79	.266	59-92	.641	29-77	106	5.3	44-0	58	192-9.6
2004-05	26-7	648/24.9	74-209	.354	25-91	.275	73-112	.652	26-64	90	3.5	60-2	70	246-9.5
<b>Total</b>	<b>66-26</b>	<b>1625/24.6</b>	<b>183-527</b>	<b>.347</b>	<b>78-252</b>	<b>.310</b>	<b>181-286</b>	<b>.633</b>	<b>67-179</b>	<b>246</b>	<b>3.7</b>	<b>147-4</b>	<b>177</b>	<b>625-9.5</b>



MEMPHIS TIGERS 30



JARED SANDRIDGE SR





# JARED SANDRIDGE

6-2 • 175 • Sr.

Guard

Memphis, Tenn.

Christian Brothers HS

Angelina College (Texas)

58

★ 30 ★

## Overview

A solid perimeter shooter ...  
Has range to the three-point line ...  
An experience player that will look  
for playing time in the backcourt ...  
Adds depth to the backcourt.

## Career

Joined the Memphis program  
after transferring from Angelina Col-  
lege prior to the 2005-06 campaign ...  
Second-year player for the Tigers ...  
Has played in 11 games ... Averaging  
0.5 points ... Also has one assist and  
two steals.

## 2005-06 Season

Played in 11 games, including  
three postseason contests ... Averaged  
0.5 points ... Recorded one assist and  
two steals ...

Postseason (NCAA/C-USA Tour-  
naments): Played in three of the Ti-  
gers' seven postseason contests ...  
Saw game time action against both  
Bradley (Oakland Regional semifinal)  
and Bucknell (second round) in the  
NCAA Tournament ... Played against  
Tulane (quarterfinals) in the Confer-  
ence USA Tournament ... Posted one  
steal vs. the Green Wave ...

Conference USA play: Saw ac-  
tion in four Conference USA games  
... Averaged 0.8 points ... Had one as-  
sist in league play ... Played against  
Tulane, Southern Miss, Tulsa and  
UCF ... Scored a season-high three



points vs. Southern Miss ... Netted his  
points on first collegiate three-pointer  
... Dished out an assist in the Tigers'  
win at Tulsa ...

Non-conference play: Played in  
four non-Conference USA games ...  
Saw action vs. Purdue, Jackson State,  
Lamar and Wisconsin-Milwaukee  
... Recorded first collegiate steal vs.  
Jackson State ... Scored first colle-  
giate points in the season opener vs.  
Wisconsin-Milwaukee in the NIT  
Season Tip-Off.

## Junior College

Played two years (2003-04;  
2004-05) at Angelina College in  
Lufkin, Texas ... Played for Coach  
Guy Davis ... Missed nearly half of  
his sophomore season due to injury  
... Averaged 7.6 points and 2.1 boards  
as a sophomore ... In three games  
prior to injury, averaged nearly 20  
points ... Averaged 12.2 points and  
5.3 rebounds as a freshman.

## High School

Played prep basketball at Christian

Brothers High School ... Averaged 17.6  
points, 5.2 rebounds and 4.7 assists as  
a senior in 2000-01 ... Helped lead his  
squad to a 27-10 record and an appear-  
ance in the state tournament ... Named  
All-Region and *The Commercial Ap-  
peal's* "Best of the Preps" ... Played for  
Coach William "Bubba" Lockett.

## Personal

Full name is Jared Christopher  
Sandridge ... Born September 4, 1983  
... Son of Art and Debbie Sandridge ...  
Majoring in Business Management.

## SANDRIDGE CAREER STATISTICS

Year	GP-GS	Min/Avg	— Total —		— 3-Point —		— Rebounds —			PF-FO	A	TO	B	ST	Pts-Avg		
			FG-A	Pct	FG-A	Pct	FT-A	Pct	Off-Def							Tot	Avg
2005-06	11-0	22/2.0	2-10	.200	1-7	.143	0-0	.000	0-0	0	0.0	2-0	1	2	0	2	5-0.5
Total	11-0	22/2.0	2-10	.200	1-7	.143	0-0	.000	0-0	0	0.0	2-0	1	2	0	2	5-0.5



MEMPHIS TIGERS 00



CLYDE WADE SR





# CLYDE WADE

6-0 • 185 • Sr.

Guard

Memphis, Tenn.

Kingsbury HS

Winchendon School (Mass.)

60



## Overview

A veteran back-up point guard ... An experience player that adds depth to the backcourt ... Will battle for playing time at point guard ... A good perimeter shooter.

## Career

Returned to the court in 2005-06 after missing most of the two previous seasons (2003-04; 2004-05) ... Suffered a torn right ACL in a late November practice in 2004-05 season and missed the remainder of the campaign ... Did not see game action in 2003-04, but did practice with the team and attended classes ... Has played two full seasons at Memphis ... Averaging 1.4 points and 0.5 boards ... Also has 33 assists and 19 steals.

## 2005-06 Season

Named a Tiger Scholar Athlete ... Played in 14 games ... Averaged 1.4 points and 0.3 rebounds ... Shot 58.3 percent from the field and 50 percent from the arc ... Had two assists and three steals ...

Postseason (NCAA/C-USA Tournaments): Saw action in two NCAA Tournament games and two Conference USA Tournament contests ... Averaged 1.0 points and 0.5 boards in his four postseason appearances ... Shot 50 percent from the field ... Scored two points and had one rebound against Bradley in the Oakland Regional semifinal game ... Also saw time vs. Bucknell in the NCAA Tournament second round ... Scored two points vs. Houston in the C-USA Tournament semifinals ... Played a postseason-high four minutes vs. Tulane in the quarterfinals ... Grabbed one board vs. the Green Wave ...

Conference USA play: Played in four league contests ... Averaged 1.6 points in C-USA action ... Also had one assist and one steal ... Shot 60 percent from the field and 33.3 percent from the arc ... Scored a season-high five points in a win at Tulane ... Shot 2-of-3 from the field and 1-of-2 from the arc vs. the Green Wave ... Played a season-best six minutes vs. Tulane ... Scored two points in a victory at Tulsa ...

Non-conference play: Saw action in five non-league contests ... Averaged 1.6 points and 0.4 rebounds in those games ... Shot 66.7 percent from the floor and 100 percent from the three-point line ... Scored three points vs. Purdue and Lamar ... Also had two boards, one assist and one steal vs. Lamar

## 2004-05 Season

Saw action in three games prior to his injury ... Suffered a torn right ACL in a Nov. 29 practice ... Underwent successful surgery Dec. 16 ... Also repaired a lateral meniscus tear during the ACL procedure ... Missed the remainder of the season ...

Non-conference play: Played in three games ... Averaged 1.0 points and 0.3 rebounds ... Saw a season-high four minutes of action in the season opener vs. Savannah State ... Had three points, one rebound and one assist vs. Savannah State ... Also saw action vs. George Mason and Maryland.

## 2003-04 Season

Did not see game action for the Tigers ... Remained a part of the program during 2003-04 and practiced with the team every day.

## 2002-03 Season

Played in 25 games in a reserve role ... Made one start ... Averaged 1.4 points and 0.6 rebounds ... Had 30 assists and 16 steals ...

Postseason (NCAA/C-USA Tournaments): Saw action in both Conference USA Tournament games vs. USF and Louisville ... Played five minutes against the Cardinals ...

Conference USA play: Saw action in 13 of the Tigers' 16 C-USA games ... Averaged 1.2 points and 0.5 boards ... Had 16 assists and seven steals in conference play ... Had six points, three assists and two steals in the C-USA regular-season finale at UAB ... Scored only points vs. TCU on a one-handed jam to cap a dribble-drive to the basket in the game's final minute ... Also had two assists in 14 minutes against the Horned Frogs ... Played eight solid minutes at Tulane and finished with one assist, two steals and no turnovers ... Played eight minutes off the bench at TCU and had three rebounds, two assists and a steal ... Posted two points, two assists and no turnovers vs. East Carolina ... Had three assists in eight minutes against Houston ... Recorded three points, three assists and one steal in the Conference USA opener against Tulane ...

Non-conference play: Scored four points and had two steals in nine minutes against Villanova ... Dished out two assists in nine minutes at Arkansas ... Received the first start of his career vs. Furman ... Scored a career-high 10 points vs. the Paladins ... Also posted career bests for field goals (4), field goal attempts (6), assists (5) and steals (3) ... Had a three-pointer to give Memphis a two-point lead and then forced back-to-back steals and scored on a pair of lay-ins to extend the Tiger

lead over the Paladins ... Scored his first career points on a layup against Arkansas-Little Rock ... Also had three rebounds and four assists vs. the Trojans ... Posted two assists, two steals and a rebound in eight minutes against Arkansas-Pine Bluff ... Played two crucial minutes off the bench vs. Syracuse in the Coaches vs. Cancer Classic ... The two minutes gave Jeremy Hunt a rest midway through the second half ... Had a steal vs. the Orange.

## Prep School

Averaged 21 points, six assists and three steals for the preparatory school located in Winchendon, Mass. ... Was named the squad's Most Valuable Player ... Team posted a 33-4 record and won the prep school invitational championship ... Squad also captured East Coast, New Hampton Invitational and MCI Tournament championships ... Was an All-Tournament Team member at NEPSAC Tournament.

## High School

Led the city of Memphis in assists as a senior, averaging 8.1 per game ... Also ranked sixth in scoring (22.9 ppg) and sixth in steals (3.7 spg) ... Was one of five finalists for *The Commercial Appeal's* "Best of Preps" boys basketball award ... Named the team's Most Valuable Player as a sophomore, junior and senior ... Earned first-team All-State, All-District and All-Region honors ... Member of 1998 state and regional championship club.

## Personal


Full name is Clyde David Wade III ... Born on December 27, 1982 ... Son of Clyde Jr. and Ida Wade ... Majoring in Sport and Leisure.

## WADE CAREER STATISTICS

	— Total —				— 3-Point —				— Rebounds —								
Year	GP-GS	Min/Avg	FG-A	Pct	FG-A	Pct	FT-A	Pct	Off-Def	Tot	Avg	PF-FO	A	TO	B	ST	Pts-Avg
2002-03	25-1	185/7.4	13-36	.361	2-12	.167	8-12	.667	2-12	14	0.6	15-0	30	22	0	16	36-1.4
2004-05	3-0	7/2.3	1-2	.500	1-1	1.000	0-0	.000	0-1	1	0.3	1-0	1	1	0	0	3-1.0
2005-06	14-0	32/2.3	7-12	.583	2-4	.500	4-7	.571	2-2	4	0.3	3-0	2	3	0	3	20-1.4
<b>Total</b>	<b>42-1</b>	<b>224/5.3</b>	<b>21-50</b>	<b>.420</b>	<b>5-17</b>	<b>.294</b>	<b>12-19</b>	<b>.632</b>	<b>4-15</b>	<b>19</b>	<b>0.5</b>	<b>19-0</b>	<b>33</b>	<b>26</b>	<b>0</b>	<b>19</b>	<b>59-1.4</b>



MEMPHIS TIGERS 15



ANDRE ALLEN JR





# ANDRE ALLEN

5-10 • 205 • Jr.

Guard

Memphis, Tenn.

Booker T. Washington HS

62

★ 15 ★

## Overview

A gritty, "bulldog" type player ... Likes to push the ball on offense, but can also operate in the halfcourt ... A tenacious defender ... Can shoot the three-pointer, but is more effective driving to the hoop ... Has a point guard mentality and does a great job of getting his teammates involved.

## Career

Has played in 37 games, making one start ... Averaging 4.1 points, 1.6 rebounds and 3.0 assists ... Shooting 38.3 percent from the field and 35.7 percent from the arc ... Has six blocks and 51 steals.

## 2005-06 Season

Played in all 37 games, starting one ... Averaged 4.1 points, 1.6 rebounds and 3.0 assists ... Led squad with 111 assists ... Nearly had a 2:1 assist-to-turnover ratio (111 assists, 58 turnovers) ... Ranked among Conference USA leaders (overall games) in assists (15th) and assist-to-turnover ration (3rd) ... In C-USA games only, ranked among league leaders in assists (11th) and assist-to-turnover ratio (4th) ... Second on the team with 51 steals ... Shot 38.3 percent from the field and 35.7 percent from the arc ...

**Postseason (NCAA/C-USA Tournaments):** Played in all seven Tiger postseason games ... Averaged 4.4 points, 1.9 boards and 3.7 assists in the postseason ... Nearly had a 4:1 assist-to-turnover ratio in the postseason (26 assists, 7 turnovers) ... Had 10 steals ... Shot 37.9 percent from the floor and 46.2 percent from the three-point line ... In four NCAA Tournament games, averaged 5.8 points, 1.3 rebounds and 3.5 assists ... Shot 50 percent from the floor and arc ...

Had three points, three rebounds, five assists (no turnovers) and two steals vs. Bradley in the NCAA Tournament/Oakland Regional semifinals ... Recorded eight points, six assists and three steals in an NCAA Tournament second-round win over Bucknell ... Shot 3-of-5 from the floor and 2-of-3 from the arc vs. the Bison ... Came off the bench to score a career-high tying 11 points (4-of-6 FG, 3-of-5 treys) vs. Oral Roberts in the NCAA Tournament first round ... The three treys tied a career high ... Also had two assists and two steals vs. Oral Roberts ... In the Conference USA Tournament, averaged 2.7 points, 2.7 rebounds and 4.0 assists ... Had eight assists, six boards and two steals vs. Houston in the C-USA Tournament semifinals ... The eight assists and six boards were career highs ... Scored five points and dished out two assists vs. Tulane in the quarterfinals ...

**Conference USA play:** Saw action in all 14 league contests ... Averaged 3.7 points, 1.4 rebounds and 3.3 assists ... Led team in league play with 46 assists ... Had three or more assists in nine of the 14 C-USA games ... Was third on the squad with 19 steals ... Shot 36.2 percent from the floor ... Had seven points, five assists and two boards at Tulane ... Scored six points and dished out three assists at Marshall ... Netted his six points vs. the Thundering Herd on 2-of-2 from the arc ... Had five points, three assists and four steals at Tulsa ... Dished out seven assists and grabbed four rebounds vs. UCF ... The seven assists were his high in C-USA play ... Averaged 6.0 points and 4.3 assists in first three C-USA games vs. East Carolina (5 points, 3 assists), SMU (7 points, 6 assists) and Southern Miss (6 points, 4 assists) ...

**Non-conference play:** Averaged



4.3 points, 1.7 rebounds and 2.4 assists ... Scored a career-high 11 points in a home win over Winthrop ... Shot 4-of-5 from the floor and 3-of-4 from the arc ... The four field goals and three treys were career highs ... Had six points and five assists vs. Middle Tennessee ... Scored five points, grabbed four rebounds and dished out four assists vs. Purdue ... Earned first collegiate start vs. Louisiana Tech ... Came off bench at Ole Miss to post nine points, three rebounds, three assists and three steals ... Had eight points, four assists and three steals in a home victory over Jackson State ... Recorded 10 points, five boards, five assists and three steals vs. Lamar ... Played a career-high 31 minutes vs. Lamar ... Scored six points in the season opener vs. Wisconsin-Milwaukee (NIT Season Tip-Off.).

## High School

Played at point at Booker T. Washington High School in Memphis ... Was an All-State and All-Region pick ... Averaged 20.1 points, 8.2 assists, 6.0 rebounds and 3.3 steals in 2003-04 ... Had career averages of 18.2 points, 8.5 assists, 5.1 rebounds and 3.0 steals at Booker T. Washington ... Had his high scoring game of 43 points vs. Sheffield ... Dished out a career-best 20 assists vs. Oakhaven ... Holds the school's single-game assists record ... Also set the state record for assists in a game ... Helped lead Booker T. Washington to the Tennessee state title as a freshman ... Became first freshman to be named team MVP ... Played for Coach Fred Horton.

## Personal

Full name is Andre D. Allen ... Born on April 25, 1985 ... Son of Gertie Allen ... Majoring in University College.

## ALLEN CAREER STATISTICS

Year	GP-GS	Min/Avg	— Total —		— 3-Point —		— Rebounds —		PF-FO	A	TO	B	ST	Pts-Avg
			FG-A	Pct	FG-A	Pct	FT-A	Pct						
2005-06	37-1	579/15.6	54-141	.383	20-56	.357	24-53	.453	15-45	60	1.6	60-1	111	58
<b>Total</b>	<b>37-1</b>	<b>579/15.6</b>	<b>54-141</b>	<b>.383</b>	<b>20-56</b>	<b>.357</b>	<b>24-53</b>	<b>.453</b>	<b>15-45</b>	<b>60</b>	<b>1.6</b>	<b>60-1</b>	<b>111</b>	<b>58</b>



2006 CONFERENCE USA ALL-TOURNAMENT TEAM 32  
2005 CONFERENCE USA ALL-FRESHMAN TEAM



JOEY DORSEY JR





# JOEY DORSEY

6-9 • 260 • Jr.

Forward

Baltimore, Md.

Douglass HS

Laurinburg Prep (N.C.)

64

★ 32 ★

## Overview

A physical specimen ... Still learning to play with intensity and consistency needed to play at the collegiate level ... Has all the physical tools ... A great passer out of the post.

## Career

Has played in 74 games, starting 42 ... Averaging 5.7 points and 6.8 rebounds ... Has 109 blocked shots and 66 steals ... Shooting 59.6 percent from the floor ... Has nine double-doubles and 17 double-digit rebounding contests ... Tigers have a 16-1 record when he grabs double-digit rebounds (lone setback was an 80-74 loss at UAB).

## 2005-06 Season

Played in all 37 games and started 35 ... Averaged 6.9 points and 7.5 rebounds (led team) ... Had 66 blocked shots (led team) and 44 steals ... The 66 blocks are the 10th-most for single season in Tiger history ... Shot 63.1 percent from the floor (led team) ... Posted six double-doubles and 10 double-digit rebounding contests ... Tigers were 9-1 when he had double-digit rebounds (only loss at UAB) ... Ranked among Conference USA leaders (overall games) in rebounding (3rd) and blocked shots (1st) ... In Conference USA games only, ranked among the league leaders in rebounding (10th) and blocked shots (2nd) ...

**Postseason (NCAA/C-USA Tournaments):** Started all seven postseason games ... Averaged 6.6 points and 7.9 boards ... Also had nine assists, three blocks and 10 steals ... Shot 51.3 percent from the field ... In four NCAA Tournament games, averaged 6.3 points and 6.8 boards ... Had six assists and six steals ... Had a solid all-around performance vs. Bradley center Patrick O'Bryant (2006 NBA Draft lottery pick) ... Posted six points, 11 boards, three assists and two steals vs. the Braves ... Had 12 points, six rebounds and three steals vs. Bucknell in the NCAA Tournament second round ... Scored his 12 points on 4-of-6 shooting from the field and 4-of-6 from the foul

line ... Named to the Conference USA All-Tournament Team ... Averaged 7.0 points and 9.3 rebounds in three C-USA Tournament games ... Posted a double-double of 10 points and 12 boards in the C-USA Tournament title game victory over UAB ... Had nine points and nine rebounds vs. Houston in the semifinals ... Recorded seven boards and three steals vs. Tulane in the quarterfinals ...

**Conference USA play:** Averaged 6.6 points and 6.3 boards in league action ... Had seven games with two or more blocked shots ... Posted a double-double of 11 points and 16 rebounds (tied season high) at UAB ... Had 10 boards and three blocks in a home win over Tulane ... Scored 11 points and added nine rebounds in a victory at Rice ... Had a double-double of 12 points and 16 boards (season high) vs. UAB ... Also posted three assists, four blocks and two steals vs. the Blazers ... Had 13 points and eight boards vs. SMU ...

**Non-conference play:** Averaged 7.2 points and 8.4 rebounds vs. non-conference opponents ... Had 10 games with two or more blocked shots ... Posted eight points, 11 rebounds, four blocks and four steals (tied career high) in a home victory over in-state rival Tennessee ... Blocked a career-high six shots vs. Middle Tennessee ... Also had 14 points, nine rebounds and three steals vs. the Blue Raiders ... Pulled down eight boards vs. Texas ... Recorded a double-double of 16 points (career high) and 13 rebounds in a home win over Purdue ... Grabbed eight rebounds vs. Gonzaga and nine boards vs. Louisiana Tech ... Had 11 points and 10 rebounds at Providence ... Posted first double-double of season vs. Jackson State with 10 points and 11 rebounds ... Grabbed 13 rebounds and added nine points in a home win over Lamar ... Had five blocks vs. Lamar ... Recorded seven points, nine boards and three blocks vs. UCLA in the NIT Season Tip-Off semifinals ... Had nine points, seven rebounds and two steals in a road victory at Alabama (NIT) ... Posted seven boards and four blocks in the season opener vs. Wisconsin-Milwaukee (NIT).

## 2004-05 Season

Named to the Conference USA All-Freshman Team ... Played in 37 games and started seven ... Averaged 4.6 points and 6.0 rebounds (second on the team) ... Had 43 blocked shots (second on team) and 22 steals ... Shot 54.6 percent from the floor (led team) ... Posted three double-doubles and seven double-digit rebounding contests ... Tigers were 7-0 record when he had double-digit rebounds ... Ranked among Conference USA leaders (overall games) in rebounding (16th) and blocked shots (11th) ... In Conference USA games only, ranked among the league leaders in rebounding (19th) and blocked shots (10th) ...

**Postseason (NIT/C-USA Tournament):** Saw action in all eight postseason contests ... Averaged 5.1 points and 4.6 rebounds ... Shot 60.9 percent from the field and 61.9 percent from the free throw line (compared to hitting only 38.2 percent in the regular season) ... In NIT play, averaged 5.3 points and 5.0 rebounds ... Shot 54.5 percent from the floor ... Had six points and four boards vs. St. Joseph's in the NIT semifinals ... Posted six points and nine rebounds vs. Virginia Tech in the NIT second round ... In Conference USA Tournament, averaged 5.0 points and 4.3 rebounds ... Shot 66.7 percent from the field and 80 percent from the charity stripe ... Had best game in C-USA Tournament in opening round vs. Saint Louis, recording 10 points, seven rebounds and two blocked shots ...

**Conference USA play:** Saw action in 15 league games ... Averaged 3.7 points and 5.6 rebounds ... Had 15 blocks and 10 steals ... Shot 57.1 percent from the field ... Had four points, nine rebounds and two blocks vs. Louisville ... Grabbed eight boards at Southern Miss ... Had eight points, 10 boards and three blocks vs. Tulane ... Posted nine points and 11 rebounds at Louisville ... Had eight points and 11 rebounds vs. DePaul ... Had a solid all-around game vs. UAB with four points, eight rebounds, two blocks and four steals (career high) ...

**Non-conference play:** All seven starts came in non-Conference USA action ... Averaged 5.2 points and 7.2 rebounds ... Shot 50.8 percent from the field ... Had 22 blocks ... Posted career bests for rebounds (18) and field goal attempts (11) vs. Austin Peay ... Grabbed 10 boards and blocked three shots at Purdue ... Had 10 points, eight rebounds and five blocks vs. St. Mary's in the Coaches vs. Cancer (CVC) Classic semifinals ... Recorded consecutive double-doubles in the CVC Memphis Regional ... Had 10 points, 12 boards and four blocks vs. George Mason and 10 points and 16 boards vs. Savannah State.

## Prep School

Played 2003-04 campaign at Laurinburg Prep in Laurinburg, N.C. ... Averaged 16.0 points, 10.2 rebounds, 2.4 assists and 2.3 blocked shots in his final season at Laurinburg ... Also shot 76.3 percent from the foul line ... Helped lead his team to a 28-7 record and a No. 6 final national ranking ... Laurinburg Prep was ranked as high as No. 1 during the 2003-04 season ... Played in the prestigious Derek Anderson Derby Festival in Louisville in April of 2004 ... Had 17 points and eight boards in helping lead his team to a 123-108 win ... Finished second in the dunk contest at the festival ... Ranked the No. 7 power forward in the nation by *HoopScoop* following his performance at the adidas ABCD Camp in the summer of 2003 ... Attended Mt. Zion Christian Academy in Durham, N.C., in 2002-03.

## High School

Before prep school, played at Douglass High School in Baltimore, Md. ... Helped lead Douglass to the Maryland Class 3A title in 2001-02 ... Averaged 11.7 points, 12.0 rebounds and 3.0 steals that season ... Earned All-State accolades ... Named to the *Baltimore Sun* All-Metro Team in 2001-02.

## Personal

Full name is Richard E. Dorsey ... Born on December 16, 1983 ... Son of Charlene Dorsey ... Majoring in University College.

## DORSEY CAREER STATISTICS

Year	GP-GS	Min/Avg	— Total —			— 3-Point —			— Rebounds —			PF-FO	A	TO	B	ST	Pts-Avg
			FG-A	Pct	FT-A	FG-A	Pct	FT-A	Off-Def	Tot	Avg						
2004-05	37-7	557/15.1	65-119	.546	0-0	.000	39-91	.429	92-130	222	6.0	113-3	17	49	43	22	169-4.6
2005-06	37-35	782/21.1	106-168	.631	0-0	.000	42-107	.393	115-163	278	7.5	137-8	31	43	66	44	254-6.9
<b>Total</b>	<b>74-42</b>	<b>1339/18.1</b>	<b>171-287</b>	<b>.596</b>	<b>0-0</b>	<b>.000</b>	<b>81-198</b>	<b>.409</b>	<b>207-293</b>	<b>500</b>	<b>6.8</b>	<b>250-11</b>	<b>48</b>	<b>92</b>	<b>109</b>	<b>66</b>	<b>423-5.7</b>



# MEMPHIS TIGERS 12



ANTONIO **ANDERSON** 15





# ANTONIO ANDERSON

6-6 • 200 • So.

Guard

Lynn, Mass.

Maine Central Institute

Laurinburg Prep (N.C.)

66

★ 12 ★

## Overview

A versatile player that can play at the one, two or three ... Creative with the ball ... A solid all-around player ... Solid on the defensive end ... Dual threat who can shoot the three-pointer or drive to the basket.

## Career

Has played in 37 games, starting 21 ... Averaging 7.2 points, 3.4 rebounds and 2.8 assists ... Shooting 42.1 percent from the field, 36.5 percent from the arc and 63.3 percent from the charity stripe ... Currently has the sixth-best three-point field goal percentage (36.5) in Memphis history ... Has 105 assists, 10 blocks and 56 steals.

## 2005-06 Season

Played in all 37 games, starting 21 ... When he didn't start, was the squad's sixth man ... Averaged 7.2 points, 3.4 rebounds and 2.8 assists ... Shot 42.1 percent from the field, 36.5 percent from the arc and 63.3 percent from the foul line ... Third on the team with 105 assists ... Had a 1.7:1 assist-to-turnover ratio (105 assists, 59 turnovers) ... Led the team with 56 steals ... The 56 swipes are the fifth-most by a freshman in a season ... Ranked among Conference USA leaders in steals (14th; 1.51 spg) and three-point field goal percentage (12th; 36.5) ... Led all Conference USA freshmen in assists (105) and steals (56) ...

**Postseason (NCAA/C-USA Tournaments):** Played in all seven Tiger postseason games ... Averaged 6.9 points, 2.9 rebounds and 2.3 assists in the postseason ... Shot 47.4 percent from the floor and 43.5 from the three-point line ... Had four blocks and seven steals ... In NCAA Tournament (four games), averaged 8.3 points, 2.5 rebounds and

1.5 assists ... Shot 59.1 percent from the field and 50 percent from the arc ... Had eight points and five rebounds vs. Bradley in the NCAA Tournament/Oakland Regional semifinals ... Scored 13 points (5-of-7 FG, 3-of-5 treys) in the NCAA Tournament second-round win over Bucknell ... Posted 10 points, three boards and two assists vs. Oral Roberts in the first round ... In Conference USA Tournament play, averaged 5.0 points, 3.3 rebounds and 3.3 assists ... Had seven points, four boards and three assists in the C-USA Tournament title game win over UAB ... Dished out five assists vs. Houston in the semifinals ... Recorded five points, five rebounds, two assists and four steals vs. Tulane in the quarterfinals ...

**Conference USA play:** Saw action in all 14 league contests ... Averaged 7.1 points, 3.6 rebounds and 2.8 assists ... Had 23 steals ... Netted double figures in four games ... Posted nine points, four assists and five steals in a road loss at UAB ... The five swipes were a career high ... Scored nine points and grabbed four rebounds in a home win over Tulsa ... Had 12 points, five assists (no turnovers) and four steals in a win at Tulane ... Tied a career high with six assists at Marshall ... Also had 10 points and four rebounds vs. the Thundering Herd ... Dished out a career-best tying six assists in a win at Tulsa ... Posted seven points, five boards and four steals vs. the Golden Hurricane ... Scored 14 points (C-USA high) and pulled down five rebounds vs. UCF ... Posted 11 points, six rebounds, four assists and two steals in the C-USA opener at East Carolina ...

**Non-conference play:** Averaged 7.5 points, 3.5 rebounds and 3.1 assists vs. non-league opposition ... Shot 44 percent from the floor and 38 percent from the arc ... Had nine points, four assists and two steals in a home win



over in-state rival Tennessee ... Scored 13 points and recorded four steals vs. Middle Tennessee ... Had seven points, five rebounds and three steals in a home victory over Gonzaga ... Grabbed a career-high eight boards vs. Louisiana Tech ... Also had five assists and four steals vs. the Bulldogs ... Scored 10 points in a road win at Providence ... Netted a career-high 32 points (11-of-15 FG, 7-of-9 treys, 3-of-5 FT) in a road win at Cincinnati ... The 32-point performance was the best by a Memphis freshman since Marcus Moody scored 41 points vs. Oklahoma in the 1997-98 campaign ... The 11 field goals and seven treys were career highs ... The seven three-pointers tied a school single-game mark (tied with four other Tigers) ... For his performance that week, was named Rivals.com National Freshman of the Week ... Averaged 6.5 points and 5.5 assists in the Tigers' two NIT Season Tip-Off games in New York vs. UCLA (semifinals) and Duke (final) ... Dished out a career-high six assists vs. the Blue Devils ... Had eight points, six rebounds and three assists in a road win at Alabama (NIT).

## High School

Played the 2004-05 season for Laurinburg Prep, a team that recruit-

ing analysts/publications called the top all-time prep squad ... Named a 2005 Scout.com prep All-America first teamer ... Averaged 12.7 points, 4.1 rebounds and 3.6 assists in 2004-05 ... Helped lead Laurinburg to a 40-0 record and the 2004-05 prep school national championship ... No. 1 Laurinburg Prep defeated No. 2 Hargrave Military Academy 95-83 for the national title ... Ranked No. 21 among the nation's shooting guards by Rivals.com ... Also rated the No. 64 player in the nation in the Rivals.com 150 ... Ranked the No. 42 player in the nation by Scout.com ... *Prep Stars* ranked him the No. 77 player in the country ... Averaged 30 points, nine rebounds, six assists and five steals in 2003-04 at Maine Central Institute ... Prior to his time at Maine Central Institute, played at Lynn Tech in Massachusetts ... Helped lead Lynn Tech to a state title in 2002 ... Had career high school averages of 22.6 points, 8.1 rebounds and 4.9 assists.

## Personal

Full name is Antonio Andrew Anderson ... Born on June 5, 1985 ... Son of Crystal Anderson ... Major is undeclared.

## ANDERSON CAREER STATISTICS

Year	GP-GS	Min/Avg	— Total —		— 3-Point —		— Rebounds —			PF-FO	A	TO	B	ST	Pts-Avg		
			FG-A	Pct	FG-A	Pct	FT-A	Pct	Off-Def							Tot	Avg
2005-06	37-21	1010/27.3	88-209	.421	42-115	.365	50-79	.633	42-84	126	3.4	64-2	105	59	10	56	268-7.2
Total	37-21	1010/27.3	88-209	.421	42-115	.365	50-79	.633	42-84	126	3.4	64-2	105	59	10	56	268-7.2



# CONFERENCE USA



# MEMPHIS TIGERS

## CONFERENCE USA





Excellence every day. For Conference USA, dedication to excellence is a common thread in athletics, academics and in the community,

and the guiding initiative for the league's promising future. Conference USA features 12 nationally prominent, tradition-rich members in East Carolina, Houston, Marshall, Memphis, Rice, SMU, Southern Miss, Tulane, Tulsa, UAB, UCF and UTEP. This combination

enhances men's and women's programs that are steeped in athletic success and academic prowess. Together, we are dedicated to excellence, integrity and leadership in athletics, academics and in our communities.

All C-USA institutions sponsor Division I-A football, along with several other men's and women's athletic programs, many of which compete regularly for NCAA Championships. C-USA sponsors competition in 19 sports - nine for men (baseball, basketball, cross country, football, golf, soccer, tennis and indoor and outdoor track and field) and 10 for women (basketball, cross country, golf, softball, soccer, swimming and diving, tennis, indoor and outdoor track and field and volleyball).

The league sponsors numerous academic awards, including the Commissioner's Honor Roll and the Commissioner's Academic Medal, indicative of outstanding achievement in the classroom. C-USA annually awards six postgraduate scholarships, along with the Sport Academic Award, Scholar Athletes of the Year and the Institutional Academic Excellence Award.

### SUCCESS ON THE PLAYING FIELD

Conference USA performers have achieved great success in competition, placing the league among the top conferences in the nation.

#### Football

- Rated among the top seven conferences in the nation
- 33 teams have earned bowl bids
- Member of the Bowl Championship Series
- Bowl tie-ins with the AutoZone Liberty Bowl, GMAC Bowl, Sheraton Hawai'i Bowl, Fort Worth Bowl, New Orleans Bowl, Birmingham Bowl and a bowl in Houston, Texas



Britton Banowsky  
Commissioner

#### Men's Basketball

- Consistently rated as one of the top basketball leagues in the country
- 72 postseason teams (40 NCAA and 32 NIT)
- Strong fan support, drawing more than one million fans each season
- Two Final Four teams
- Five Elite Eight NCAA Tournament teams
- One NIT Champion
- Four NIT semifinalists

#### Women's Basketball

- 42 NCAA Tournament appearances
- 24 WNIT appearances
- One team in the NCAA Sweet 16
- Two WNIT semifinalists

#### Baseball

- 35 NCAA appearances
- Three College World Series appearances in 2006, 2005 and 2001
- Eight Super Regional appearances
- Has produced at least four NCAA teams in each of the last five seasons

In addition, 27 volleyball teams, 34 men's and women's soccer teams and 17 softball teams have earned NCAA Tournament bids. C-USA has sent three men's soccer teams to the NCAA College Cup, five softball teams to the Women's College World Series and three volleyball teams to the Sweet 16. The league has also had three national champions in NCAA track and field competition, one national champion in diving and numerous NCAA individual and team competitors in cross country, golf, swimming, tennis and track and field. Overall, Conference USA teams and individuals have made more than 420 NCAA appearances.

athletes, bolstered by the fact that student-athletes at league schools have a higher graduation rate than the general student population. Among C-USA's 5,000 student-athletes, there are champions off the playing field as well. In 11 years, 92 student-athletes earned national *ESPN The Magazine* Academic All-America honors, while 282 were named All-District. In addition, more than 11,000 student-athletes have been named to the Commissioner's Honor Roll or received the Commissioner's Academic Medal, indicative of outstanding achievement in the classroom.

#### C-USA ON TV

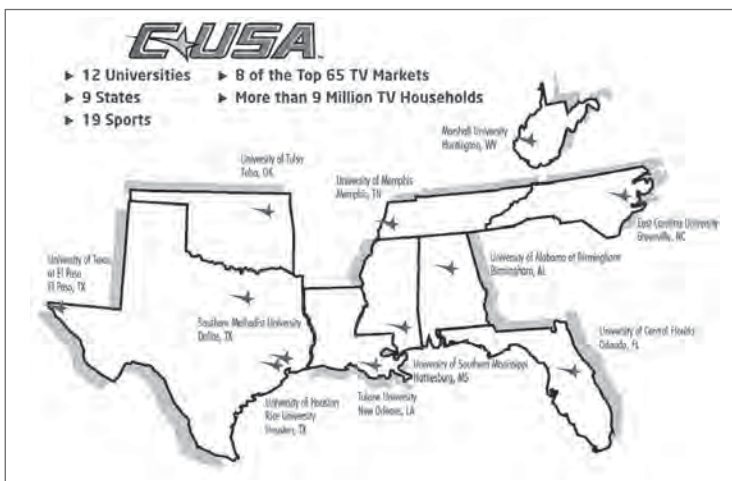
C-USA enjoys significant television exposure through its partnerships with ESPN Inc. and College Sports Television Networks (CSTV). The league entered into long-term agreements with both ESPN and CSTV, which, combined, provides C-USA with significant national and regional exposure for football, men's and women's basketball, and all other conference sports. Additionally, the CSTV agreement includes video-on-demand, Internet, broadband, national over-the-air and satellite radio, and wireless distribution as well as corporate marketing rights, and website production through CSTV Online, a subsidiary of CSTV. The agreement with ESPN extends the conference's current regular season football package to include the broadcast of the conference's Football Championship Game. It also encompasses distribution of men's basketball and women's basketball on ESPN/ESPN2 and both tournament championship games.

#### C-USA IN THE COMMUNITY

The conference's footprint is concentrated with 12 members in nine states and a combined area population of nearly 17 million. More than 1.1 million living alumni represent C-USA schools across the nation. With a renewed commitment to community involvement, the conference has begun development of several initiatives to maintain strong ties in C-USA cities, as well as with fans and alumni across the country. C-USA schools also place a priority on giving back to their communities through volunteer service with local and national organizations.

#### GOVERNANCE

Along with the ACC, Big East, Big Ten, Big 12, Pac-10 and SEC, Conference USA is one of the seven conferences having significant representation in the NCAA governance structure. The Presidents of the member institutions serve as the league's Board of Directors. Dr.



#### SUCCESS OFF THE FIELD

C-USA institutions are among the nation's best in academic performance among student-





## Conference USA Media Relations



*Russell Anderson*  
Assistant  
Commissioner



*Courtney Morrison-Archer*  
Assistant  
Commissioner



*Debbie Davis*  
Assoc. Director  
Media Relations



*Tod Meisner*  
Asst. Director  
Media Relations

Address .....5201 N. O'Connor Blvd.  
Suite 300  
Irving, TX 75039  
Phone.....214-774-1300  
Fax.....214-496-0055

Email  
Anderson .....rdanderson@c-usa.org  
Archer .....cmarcher@c-usa.org  
Davis .....ddavis@c-usa.org  
Meisner .....tmeisner@c-usa.org  
Hirschfield.....erikaah@c-usa.org

Carol Garrison of UAB began her first year as chair of the Board of Directors in 2005-06 and will serve in that capacity again in 2006-07.

### A PROUD HISTORY: A PROMISING FUTURE

Conference USA was formed in 1995 and quickly emerged as one of the nation's top conferences. The conference unveiled its name, logo and commissioner on April 24, 1995 in Chicago. The league's charter members included Charlotte, Cincinnati, DePaul, Houston, Louisville, Marquette, Memphis, Saint Louis, Southern Miss, Tulane, UAB and USF. Eleven of the institutions began athletic participation in 1995, while Houston joined competition in the fall of 1996.

The league's headquarters were established in Chicago and after nine years, relocated to the current office in Irving, Texas. Britton Banowsky was named Commissioner in October 2002, succeeding Mike Slive, the league's first commissioner.

C-USA added East Carolina (September, 1996) and the United States Military Academy (March, 1997) as football members. ECU began league competition in 1997; Army in 1998 and UAB began football play in 1999. The league added TCU and ECU (1999) for all sports and they began competition in 2001. USF started C-USA football in 2003.

After celebrating its 10th Anniversary during the 2004-05 season, C-USA began a new chapter in 2005-06 when its current membership came together to form the new look of the league.

Since its formation, C-USA has established a strong foundation, an identity and a history that reflects the league's national presence. Eleven years of remarkable history has reinforced the league's position in collegiate athletics, setting the course for the next decade and beyond.

## C-USA Staff Directory

Commissioner ..... Britton Banowsky  
Exec. Assoc. Commissioner ..... Judy MacLeod  
Assoc. Commissioner ..... Alfred White  
Assoc. Commissioner ..... Kelly Carney  
Asst. Commissioner ..... Russell Anderson  
Asst. Commissioner ..... Catrina Gibson  
Asst. Commissioner ..... Chris Woolard  
Asst. Commissioner .... Courtney Morrison-Archer  
Asst. Commissioner ..... Robert Philippi  
Director of Compliance ..... Charlotte Hunt  
Director of Events ..... Monay Wallin  
Director of Sports Services ..... Keisha Dunlap  
Director of Sports Services ..... Donyale Canada  
Assoc. Dir./Media Relations ..... Debbie Davis  
Assoc. Dir./Marketing & Events ..... Emily Agler  
Asst. Dir./Media Relations ..... Tod Meisner  
Executive Asst./Commissioner ..... Mandy White  
Administrative Asst. .... Annette Trabanco  
Coord./Student-Athlete Services Callie Hubbell  
Creative Services Consultant .....  
..... Erika Amstadt Hirschfield

## 2006-07 Championships Sites and Dates

Sport/Date	Site
Cross Country/Oct. 28	Greenville, N.C.
Women's Soccer/Nov. 1-5	Dallas, Texas
Men's Soccer/Nov. 1-5	Tulsa, Okla.
Volleyball/Nov. 16-19	Houston, Texas
Football/Dec. 1	TBD
Women's Swimming/Feb. 14-17	Houston, Texas
Indoor Track and Field/Feb. 23-24	Houston, Texas
Women's Basketball/Mar. 1-4	Tulsa, Okla.
<b>Men's Basketball/Mar. 7-10</b>	<b>Memphis, Tenn.</b>
Women's Tennis/Apr. 19-22	Tulsa, Okla.
Men's Tennis/Apr. 20-22	Houston, Texas
Women's Golf/Apr. 23-25	Birmingham, Ala.
Men's Golf/Apr. 28-30	TBD
Softball/May 10-12	Orlando, Fla.
Outdoor Track and Field/May 10-13	Houston, Texas
Baseball/May 23-27	New Orleans, La.





## SCORING

Rk	Player/Team	Gms	Pts	Avg
1.	Morris Almond/RICE	28	612	21.9
2.	<b>Rodney Carney/MEM</b>	<b>37</b>	<b>636</b>	<b>17.2</b>
3.	Oliver Lafayette/HOU	31	488	15.7
4.	Jason Williams/UTEP	30	452	15.1
5.	Mark Patton/MAR	28	417	14.9
6.	Marvett McDonald/UAB	31	459	14.8
7.	Bryan Hopkins/SMU	22	318	14.5
8.	Corey Rouse/ECU	28	399	14.2
9.	Josh Peppers/UCF	29	396	13.7
10.	<b>Darius Washington/MEM</b>	<b>35</b>	<b>470</b>	<b>13.4</b>
11.	<b>Shawne Williams/MEM</b>	<b>36</b>	<b>474</b>	<b>13.2</b>
12.	Quincy Davis/TLN	29	381	13.1
13.	J.R. Harrison/RICE	28	340	12.1
14.	Lanny Smith/HOU	30	364	12.1
15.	Ramon Dyer/HOU	31	376	12.1
16.	David Gomez/TLN	29	346	11.9
17.	Anthony Price/TLS	28	318	11.4
18.	Courtney Beasley/USM	31	333	10.7
19.	Joe Miles/MAR	27	289	10.7
20.	Derrick Roberts/SMU	29	310	10.7

## REBOUNDING

Rk	Player/Team	Gms	Rbs	Avg
1.	Corey Rouse/ECU	28	301	10.8
2.	Devon Pearson/SMU	29	242	8.3
3.	<b>Joey Dorsey/MEM</b>	<b>37</b>	<b>278</b>	<b>7.5</b>
4.	Jason Williams/UTEP	30	221	7.4
5.	Mark Patton/MAR	28	189	6.8
6.	Charles Ramsdell/TLS	28	173	6.2
7.	<b>Shawne Williams/MEM</b>	<b>36</b>	<b>222</b>	<b>6.2</b>
8.	Ramon Dyer/HOU	31	190	6.1
9.	Anthony Price/TLS	28	165	5.9
10.	Morris Almond/RICE	28	163	5.8
11.	Quincy Davis/TLN	29	167	5.8
12.	J.R. Harrison/RICE	28	161	5.8
13.	Justin Rose/UCF	28	160	5.7
14.	<b>Robert Dozier/MEM</b>	<b>37</b>	<b>203</b>	<b>5.5</b>
15.	Patrick Britton/RICE	28	153	5.5
16.	Brian Morris/SMU	22	115	5.2
17.	Anthony Williams/UCF	29	151	5.2
18.	Markel Humphrey/MAR	28	143	5.1
19.	Donnie Stith/TLN	29	149	5.1
20.	Jason Forte/USM	31	155	5.0

## FIELD GOAL PERCENTAGE

Rk	Player/Team	Gms	FG-A	Pct
1.	Quincy Davis/TLN	29	147-253	.581
2.	<b>C. Douglas-Roberts/MEM</b>	<b>34</b>	<b>102-192</b>	<b>.531</b>
3.	Corey Rouse/ECU	28	140-266	.526
4.	Morris Almond/RICE	28	224-448	.500
5.	Anthony Price/TLS	28	129-260	.496
6.	Jason Williams/UTEP	30	163-335	.487
7.	David Gomez/TLN	29	120-247	.486
8.	Jahmar Thorpe/HOU	31	109-225	.484
9.	Mark Patton/MAR	28	151-312	.484

10.	Wen Mukubu/UAB	31	98-206	.476
11.	Justin Rose/UCF	28	108-229	.472
12.	Anthony Williams/UCF	29	109-234	.466
13.	Derrick Roberts/SMU	29	119-259	.459
14.	Ramon Dyer/HOU	31	139-304	.457
15.	Edgar Moreno/UTEP	31	105-232	.453

## THREE-POINT FIELD GOAL PCT

Rk	Player/Team	Gms	3P-A	Pct
1.	Carldell Johnson/UAB	31	41-86	.477
2.	Morris Almond/RICE	28	48-108	.444
3.	Troy Lindbeck/UCF	29	37-92	.402
4.	Justin Rose/UCF	28	31-78	.397
5.	<b>Rodney Carney/MEM</b>	<b>37</b>	<b>102-261</b>	<b>.391</b>
6.	Miguel Ayala/UTEP	24	62-162	.383
7.	Ramon Dyer/HOU	31	66-175	.377
8.	Charles Ramsdell/TLS	28	33-88	.375
9.	Mike O'Donnell/UCF	29	52-140	.371
10.	Josh Peppers/UCF	29	59-160	.369
11.	Joe Miles/MAR	27	48-131	.366
12.	<b>Antonio Anderson/MEM</b>	<b>37</b>	<b>42-115</b>	<b>.365</b>
13.	Dez Willingham/SMU	29	46-126	.365
14.	Marvett McDonald/UAB	31	96-266	.361
15.	Chris Moore/TLN	29	53-147	.361

## FREE THROW PERCENTAGE

Rk	Player/Team	Gms	FT-A	Pct
1.	Brett McDade/TLS	28	96-114	.842
2.	Bryan Hopkins/SMU	22	64-79	.810
3.	Morris Almond/RICE	28	116-146	.795
4.	<b>Shawne Williams/MEM</b>	<b>36</b>	<b>114-145</b>	<b>.786</b>
5.	<b>Darius Washington/MEM</b>	<b>35</b>	<b>119-152</b>	<b>.783</b>
6.	Dez Willingham/SMU	29	59-77	.766
7.	Mark Patton/MAR	28	101-134	.754
8.	Joe Miles/MAR	27	67-89	.753
9.	Jarekus Singleton/USM	31	79-105	.752
10.	<b>C. Douglas-Roberts/MEM</b>	<b>34</b>	<b>70-94</b>	<b>.745</b>
11.	Courtney Beasley/USM	31	62-86	.721
12.	Josh Peppers/UCF	29	69-96	.719
13.	<b>Rodney Carney/MEM</b>	<b>37</b>	<b>94-132</b>	<b>.712</b>
14.	Lorenzo Williams/RICE	28	56-79	.709
15.	Paul Delaney/UAB	31	90-130	.692

## THREE-POINTERS MADE/GAME

Rk	Player/Team	Gms	3P	Avg
1.	Marvett McDonald/UAB	31	96	3.10
2.	Oliver Lafayette/HOU	31	86	2.77
3.	<b>Rodney Carney/MEM</b>	<b>37</b>	<b>102</b>	<b>2.76</b>
4.	Miguel Ayala/UTEP	24	62	2.58
5.	Bryan Hopkins/SMU	22	52	2.36
6.	Jeremy Ingram/ECU	21	46	2.19
7.	Ramon Dyer/HOU	31	66	2.13
8.	Josh Peppers/UCF	29	59	2.03
9.	Lanny Smith/HOU	30	58	1.93
10.	Chris Moore/TLN	29	53	1.83
11.	Mike O'Donnell/UCF	29	52	1.79
12.	Sam Hinnant/ECU	28	50	1.79

13.	Joe Miles/MAR	27	48	1.78
14.	Morris Almond/RICE	28	48	1.71
	Courtney Captain/ECU	28	48	1.71

## ASSISTS

Rk	Player/Team	Gms	Ast	Avg
1.	Carldell Johnson/UAB	31	194	6.26
2.	Lorenzo Williams/RICE	28	170	6.07
3.	Japhet McNeil/ECU	26	146	5.62
4.	Lanny Smith/HOU	30	162	5.40
5.	Chris Ross/MAR	28	128	4.57
6.	Brian Latham/HOU	31	127	4.10
7.	Mike O'Donnell/UCF	29	115	3.97
8.	Edgar Moreno/UTEP	31	120	3.87
9.	Kevin Henderson/UTEP	31	116	3.74
10.	Jason Williams/UTEP	30	108	3.60
11.	Bryan Hopkins/SMU	22	77	3.50
12.	Justin Rose/UCF	28	96	3.43
13.	Andrew Garcia/TLN	29	93	3.21
14.	<b>Darius Washington/MEM</b>	<b>35</b>	<b>110</b>	<b>3.14</b>
15.	<b>Andre Allen/MEM</b>	<b>37</b>	<b>111</b>	<b>3.00</b>

## STEALS

Rk	Player/Team	Gms	Stl	Avg
1.	Oliver Lafayette/HOU	31	105	3.39
2.	Carldell Johnson/UAB	31	80	2.58
3.	Bryan Hopkins/SMU	22	52	2.36
4.	Brian Latham/HOU	31	64	2.06
5.	Chris Ross/MAR	28	54	1.93
6.	Edgar Moreno/UTEP	31	57	1.84
7.	Ramon Dyer/HOU	31	55	1.77
8.	Japhet McNeil/ECU	26	46	1.77
9.	Kevin Henderson/UTEP	31	54	1.74
10.	Lanny Smith/HOU	30	52	1.73
11.	Mike O'Donnell/UCF	29	45	1.55
12.	Justin Rose/UCF	28	43	1.54
13.	Jason Williams/UTEP	30	46	1.53
14.	<b>Antonio Anderson/MEM</b>	<b>37</b>	<b>56</b>	<b>1.51</b>
15.	Jahmar Thorpe/HOU	31	46	1.48

## BLOCKED SHOTS

Rk	Player/Team	Gms	Blk	Avg
1.	<b>Joey Dorsey/MEM</b>	<b>37</b>	<b>66</b>	<b>1.78</b>
2.	Quincy Davis/TLN	29	46	1.59
3.	Mark Patton/MAR	28	39	1.39
4.	<b>Shawne Williams/MEM</b>	<b>36</b>	<b>49</b>	<b>1.36</b>
5.	Donnie Stith/TLN	29	33	1.14
6.	Anthony Williams/UCF	29	33	1.14
7.	<b>Robert Dozier/MEM</b>	<b>37</b>	<b>42</b>	<b>1.14</b>
8.	Anthony Price/TLS	28	30	1.07
9.	Corey Rouse/ECU	28	30	1.07
10.	Ramon Dyer/HOU	31	33	1.06
11.	Donatas Rackauskas/SMU	29	28	0.97
12.	Brandon Tobias/UAB	31	29	0.94
13.	David Gomez/TLN	29	26	0.90
14.	Patrick Britton/RICE	28	25	0.89
15.	Frank Holmes/UAB	31	27	0.87



## SCORING OFFENSE

Rk	Team	Gms	Pts	Avg
1.	<i>Memphis</i>	37	2961	80.0
2.	UAB	31	2306	74.4
3.	Houston	31	2245	72.4
4.	Rice	28	1897	67.8
5.	UTEP	31	2074	66.9
6.	SMU	29	1921	66.2
7.	Marshall	28	1845	65.9
8.	UCF	29	1836	63.3
9.	Tulane	29	1833	63.2
10.	East Carolina	28	1747	62.4
11.	Tulsa	28	1714	61.2
12.	Southern Miss	31	1879	60.6

## SCORING DEFENSE

Rk	Team	Gms	Pts	Avg
1.	UTEP	31	1843	59.5
2.	UCF	29	1839	63.4
3.	SMU	29	1859	64.1
4.	Houston	31	2015	65.0
5.	<i>Memphis</i>	37	2422	65.5
6.	Tulsa	28	1833	65.5
7.	UAB	31	2035	65.6
8.	Tulane	29	1924	66.3
9.	East Carolina	28	1874	66.9
10.	Southern Miss	31	2098	67.7
11.	Marshall	28	1936	69.1
12.	Rice	28	1963	70.1

## SCORING MARGIN

Rk	Team	Gms	Off	Def	Mar
1.	<i>Memphis</i>	37	80.0	65.5	+14.6
2.	UAB	31	74.4	65.6	+8.7
3.	UTEP	31	66.9	59.5	+7.5
4.	Houston	31	72.4	65.0	+7.4
5.	SMU	29	66.2	64.1	+2.1
6.	UCF	29	63.3	63.4	-0.1
7.	Rice	28	67.8	70.1	-2.4
8.	Tulane	29	63.2	66.3	-3.1
9.	Marshall	28	65.9	69.1	-3.2
10.	Tulsa	28	61.2	65.5	-4.2
11.	East Carolina	28	62.4	66.9	-4.5
12.	Southern Miss	31	60.6	67.7	-7.1

## REBOUNDING MARGIN

Rk	Team	Gms	Off	Def	Mar
1.	<i>Memphis</i>	37	41.3	34.6	+6.7
2.	UTEP	31	35.7	31.0	+4.7
3.	SMU	29	36.5	33.8	+2.7
4.	Tulane	29	35.9	33.2	+2.6
5.	Southern Miss	31	32.4	30.1	+2.3
6.	UCF	29	34.4	32.4	+2.1
7.	Tulsa	28	35.5	34.3	+1.2
8.	Marshall	28	36.6	35.5	+1.0
9.	East Carolina	28	34.8	34.9	+0.0
10.	Rice	28	33.9	37.5	-3.6
11.	Houston	31	34.5	40.7	-6.2
12.	UAB	31	31.3	39.5	-8.2

## FIELD GOAL PERCENTAGE

Rk	Team	Gms	FG	FGA	Pct
1.	UAB	31	822	1816	.453
2.	<i>Memphis</i>	37	1034	2291	.451
3.	UTEP	31	723	1610	.449
4.	Tulane	29	640	1450	.441
5.	Rice	28	674	1550	.435
6.	UCF	29	655	1509	.434
7.	SMU	29	686	1588	.432
8.	Tulsa	28	585	1386	.422
9.	Southern Miss	31	652	1545	.422
10.	Houston	31	776	1908	.407
11.	Marshall	28	640	1579	.405
12.	East Carolina	28	586	1483	.395

## FIELD GOAL PCT. DEFENSE

Rk	Team	Gms	FG	FGA	Pct
1.	<i>Memphis</i>	37	795	2094	.380
2.	Tulane	29	634	1603	.396
3.	UTEP	31	668	1645	.406
4.	Tulsa	28	613	1507	.407
5.	SMU	29	657	1615	.407
6.	UCF	29	625	1511	.414
7.	UAB	31	699	1672	.418
8.	Houston	31	686	1630	.421
9.	East Carolina	28	628	1455	.432
10.	Marshall	28	695	1610	.432
11.	Rice	28	711	1643	.433
12.	Southern Miss	31	692	1518	.45

## THREE-POINT FIELD GOAL PCT.

Rk	Team	Gms	FG	FGA	Pct
1.	UCF	29	206	565	.365
2.	<i>Memphis</i>	37	277	783	.354
3.	UTEP	31	169	484	.349
4.	UAB	31	222	647	.343
5.	Rice	28	124	368	.337
6.	Houston	31	286	854	.335
7.	Tulsa	28	144	441	.327
8.	Tulane	29	114	361	.316
9.	SMU	29	142	454	.313
10.	Southern Miss	31	110	359	.306
11.	Marshall	28	181	595	.304
12.	East Carolina	28	173	573	.302

## THREE-POINT FIELD GOAL PCT. DEFENSE

Rk	Team	Gms	FG	FGA	Pct
1.	<i>Memphis</i>	37	197	651	.303
2.	Tulsa	28	151	495	.305
3.	Marshall	28	165	529	.312
4.	Houston	31	165	522	.316
5.	UCF	29	160	487	.329
6.	Rice	28	208	620	.335
7.	SMU	29	160	473	.338
8.	East Carolina	28	179	529	.338
9.	UAB	31	203	581	.349
10.	UTEP	31	202	568	.356
11.	Tulane	29	195	542	.360
12.	Southern Miss	31	208	544	.382

## FREE THROW PERCENTAGE

Rk	Team	Gms	FG	FGA	Pct
1.	Rice	28	425	582	.730
2.	SMU	29	407	580	.702
3.	Tulsa	28	400	576	.694
4.	Southern Miss	31	465	672	.692
5.	<i>Memphis</i>	37	616	903	.682
6.	Marshall	28	384	569	.675
7.	Tulane	29	439	652	.673
8.	UTEP	31	459	695	.660
9.	UAB	31	440	680	.647
10.	Houston	31	407	631	.645
11.	UCF	29	320	498	.643
12.	East Carolina	28	402	627	.641

## ASSISTS

Rk	Team	Gms	Asst	Avg
1.	UAB	31	482	15.55
2.	UTEP	31	478	15.42
3.	<i>Memphis</i>	37	566	15.30
4.	Houston	31	450	14.52
5.	UCF	29	420	14.48
6.	Rice	28	386	13.79
7.	Tulane	29	396	13.66
8.	Marshall	28	376	13.43
9.	East Carolina	28	376	13.43
10.	SMU	29	376	12.97
11.	Tulsa	28	336	12.00
12.	Southern Miss	31	347	11.19

## STEALS

Rk	Team	Gms	Stls	Avg
1.	Houston	31	385	12.42
2.	UAB	31	337	10.87
3.	<i>Memphis</i>	37	361	9.76
4.	Marshall	28	218	7.79
5.	Rice	28	216	7.71
6.	UTEP	31	239	7.71
7.	SMU	29	222	7.66
8.	East Carolina	28	196	7.00
9.	UCF	29	186	6.41
10.	Tulane	29	185	6.38
11.	Tulsa	28	174	6.21
12.	Southern Miss	31	181	5.84

## BLOCKED SHOTS

Rk	Team	Gms	Blks	Avg
1.	<i>Memphis</i>	37	235	6.35
2.	Tulane	29	145	5.00
3.	SMU	29	138	4.76
4.	Houston	31	127	4.10
5.	UCF	29	108	3.72
6.	Tulsa	28	101	3.61
7.	UAB	31	111	3.58
8.	Rice	28	82	2.93
9.	UTEP	31	89	2.87
10.	Marshall	28	73	2.61
11.	East Carolina	28	46	1.64
12.	Southern Miss	31	47	1.52



# 2005-06 Conference USA Final Standings

— Conference USA —			— All Games —				
	W	L	Pct	W	L	Pct	Last 10
1. <i>Memphis</i> +^#.....	13	1	.929	33	4	.892	8-2
2. UAB# .....	12	2	.857	24	7	.774	8-2
3. UTEP% .....	11	3	.786	21	10	.677	6-4
4. Houston# .....	9	5	.643	21	10	.677	6-4
5. UCF .....	7	7	.500	14	15	.429	5-5
6. Tulsa .....	6	8	.429	11	17	.393	4-6
6. Rice .....	6	8	.429	12	16	.429	3-7
6. Tulane .....	6	8	.429	12	17	.414	5-5
9. Marshall .....	5	9	.357	12	16	.429	3-7
10. SMU .....	4	10	.286	13	16	.448	3-7
11. Southern Miss .....	3	11	.214	10	21	.323	3-7
12. East Carolina .....	2	12	.143	8	20	.286	2-8

+ - Regular Season Champion  
^ - Tournament Champion  
# - NCAA Tournament participant  
% - National Invitation Tournament participant

## 2006 Conference USA Honors

### All-C-USA First Team

Morris Almond, Rice  
**Rodney Carney, Memphis**  
 Squeaky Johnson, UAB  
 John Tofi, UTEP  
**Darius Washington Jr., Memphis**

### All-C-USA Second Team

Ramon Dyer, Houston  
 Oliver Lafayette, Houston  
 Marvett McDonald, UAB  
 Corey Rouse, East Carolina  
 Jason Williams, UTEP

### All-C-USA Third Team

Quincy Davis, Tulane  
 Bryan Hopkins, SMU  
 Mark Patton, Marshall  
 Lanny Smith, Houston  
**Shawne Williams, Memphis**

### C-USA All-Freshman Team

Courtney Beasley, Southern Miss  
**Chris Douglas-Roberts, Memphis**  
 Sam Hinnant, East Carolina  
 Markel Humphrey, Marshall  
**Shawne Williams, Memphis**

### C-USA Sixth Player of the Year

Anthony Price, Tulsa

### C-USA Defensive Player of the Year

Squeaky Johnson, UAB

### C-USA Freshman of the Year

**Shawne Williams, Memphis**

### C-USA Player of the Year

**Rodney Carney, Memphis**

### C-USA Coach of the Year

**John Calipari, Memphis**

### C-USA All-Tournament Team

**Rodney Carney, Memphis**  
**Joey Dorsey, Memphis**  
 Squeaky Johnson, UAB  
 Jason Williams, UTEP  
**Shawne Williams, Memphis (MVP)**

## 2006 Conference USA Tournament FedExForum Memphis, Tenn.

### First Round • Mar. 8

(10) SMU 61, (7) Rice 59  
 (11) Southern Miss 66, (6) Tulsa 61  
 (8) Tulane 64, (9) Marshall 58  
 (5) UCF 65, (12) East Carolina 52

### Quarterfinals • Mar. 9

(2) UAB 69, (10) SMU 55  
 (3) UTEP 66, (11) Southern Miss 47  
**(1) Memphis 75, (8) Tulane 56**  
 (4) Houston 71, (5) UCF 52

### Semifinals • Mar. 10

**(1) Memphis 68, (4) Houston 54**  
 (2) UAB 63, (3) UTEP 60

### Championship • Mar. 11

**(1) Memphis 58, (2) UAB 47**

## 2006 Conference USA NCAA Tournament Results

### Mar. 17

Oakland Region • First Round • Dallas, Texas  
**(1) Memphis 94, (16) Oral Roberts 78**  
 Washington, D.C. Region • First Round • Philadelphia, Pa.  
 (8) Kentucky 69, (9) UAB 64

### Mar. 19

Oakland Region • Second Round • Dallas, Texas  
**(1) Memphis 72, (9) Bucknell 78**

### Mar. 23

Oakland Region • Regional Semifinals  
**(1) Memphis 80, (13) Bradley 64**

### Mar. 25

Oakland Region • Regional Final  
**(2) UCLA 50, (1) Memphis 45**

## 2006 Conference USA NIT Results

### Opening Round • Mar. 14

UTEP 86, Lipscomb 66

### First Round • Mar. 15-16

Houston 77, BYU 67  
 Michigan 82, UTEP 67

### Second Round • Mar. 20

Missouri State 60, Houston 59



The Tigers captured both the C-USA regular season and tournament titles last year.



# MEMPHIS TIGERS

42



KAREEM COOPER

SO





# KAREEM COOPER

6-11 • 290 • So.

Forward/Center

Washington, D.C.

Laurinburg Prep (N.C.)

68

★42★

## Overview

A skilled big man ... Has range to the three-point line ... Worked on improving his low-post game last year and will continue to do so in 2006-07 ... A good passer from the post ... Has the old school lefty hook ... Coaches are pleased that he has maintained his weight.

## Career

Has played in 28 games ... Averaging 4.4 points and 3.1 boards ... Shooting 52.6 percent from the field and 84 percent from the free throw line ... Has 11 assists, six blocked shots and five steals.

## 2005-06 Season

Saw action in 28 games ... Made one start ... Averaged 4.4 points and 3.1 rebounds ... Shot 52.6 percent from the floor and 84 percent from the free throw line ... Posted 11 assists, six blocks and five steals ...

**Postseason (NCAA/C-USA Tournaments):** Played in all seven Tiger postseason games ... Averaged 3.0 points and 2.7 rebounds in the post-season ... Shot 50 percent from the field ... In NCAA Tournament play, averaged 3.0 points and 2.5 boards ... Saw action vs. UCLA (finals) and Bradley (semifinals) in the NCAA Tournament/Oakland Regional ... Had two points, two rebounds and two assists in a second-round victory over Bucknell ... Posted six points, five boards and one steal in the Tigers' first-round win over Oral Roberts ... Played a postseason-high 15 minutes vs. Oral Roberts ... In Conference USA Tournament, averaged 3.0 points and 3.0 rebounds ... Had two points, three boards and one steal in the championship game win over UAB ... Scored five points and

grabbed four rebounds vs. Tulane in the quarterfinals ...

**Conference USA play:** Played in 10 Conference USA contests ... Served a four-game suspension in late January and early February for a violation of team rules ... Averaged 4.3 points and 4.2 rebounds in league action ... Shot 54.5 percent from the floor and 87.5 percent from the charity stripe ... Grabbed four rebounds in a home win over Houston that helped the Tigers clinch the C-USA regular season title ... Pulled down five boards vs. UTEP ... Had nine points, seven rebounds and two assists at Tulane ... Recorded first collegiate double-double with 13 points and 13 rebounds in a home win over Southern Miss ... The 13 boards were a career best ... Also had one block and one steal vs. the Golden Eagles ... Hit a career-high five field goals (5-of-7) in that game ... Returned to play at Marshall and had four points and two rebounds ... Missed the Rice, Tulsa, UCF and UAB games as a result of the suspension ... Had five points and two rebounds in the C-USA opener at East Carolina ...

**Non-conference play:** Averaged 5.5 points and 2.4 boards in non-Conference USA action ... Saw action in 11 of the 16 non-league contests ... Shot 52.3 percent from the field and 86.7 percent from the foul line ... Scored four points and grabbed two boards vs. Middle Tennessee ... Had two points, three rebounds, one assist and two steals in a win at Providence ... Received first collegiate start at Cincinnati ... Netted eight points and pulled down three rebounds vs. the Bearcats ... Scored 11 points and grabbed four rebounds vs. Jackson State ... Hit a career-high seven free throws (7-of-7) vs. Jackson State



... Had six points and five rebounds vs. Duke in the NIT Season Tip-Off championship game ... Scored five points vs. UCLA in the NIT Season Tip-Off semifinals ... Hit first collegiate three-pointer vs. the Bruins ... Scored eight points in a road win at Alabama (NIT) ... Had 14 points and five boards in season opener vs. Wisconsin-Milwaukee (NIT) ... The 14 points were a career high ... Scored his 14 points on 4-of-7 field goals and 6-of-6 free throws.

## High School

Played the 2004-05 season for Laurinburg Prep, a team that recruiting analysts/publications called the top all-time prep squad ... Averaged 15.5 points and 8.4 rebounds in 2004-05 ... Helped lead Laurinburg to a 40-0 record and the 2004-05 prep school national championship ... No. 1 Laurinburg Prep defeated No. 2 Hargrave Military Academy 95-83 for the national title ... Named a 2005 Scout.

com prep All-America second teamer ... Played for Coach Chris Chaney at Laurinburg Prep ... Averaged 22.1 points, 13.6 rebounds and 6.0 assists in 2003-04 at Laurinburg (N.C.) Charter Center ... Helped lead the squad a 24-4 record in 2003-04 ... Team was ranked No. 15 in the 2003-04 preseason national poll and climbed to as high as No. 11 ... Ranked the No. 12 center in the nation by *HoopScoop* following his performance at the adidas ABCD Camp in summer of 2003 ... Averaged 18.2 points, 12.7 rebounds and 5.3 blocked shots in 2002-03 for Laurinburg Charter ... Hit close to 60 percent on his attempts from the three-point line in 2002-03 ... Also played at Mt. Zion Christian Academy in Durham, N.C.

## Personal

Full name is Kareem Robert Cooper ... Born on October 17, 1984 ... Son of Delores Cooper ... Major is undeclared.


## COOPER CAREER STATISTICS

Year	GP-GS	Min/Avg	— Total —		— 3-Point —		— Rebounds —		PF-FO	A	TO	B	ST	Pts-Avg			
			FG-A	Pct	FG-A	Pct	FT-A	Pct							Off-Def	Tot	Avg
2005-06	28-1	311/11.1	51-97	.526	1-3	.333	21-25	.840	38-49	87	3.1	52-1	11	28	6	5	124-4.4
Total	28-1	311/11.1	51-97	.526	1-3	.333	21-25	.840	38-49	87	3.1	52-1	11	28	6	5	124-4.4



2006 CONFERENCE USA ALL-FRESHMAN TEAM

14



CHRIS DOUGLAS-ROBERTS

SO





# CHRIS DOUGLAS-ROBERTS

6-6 • 190 • So.

Guard

Detroit, Mich.

Cass Tech

Northwestern HS

70

★ 14 ★

## Overview

Likes to drive to the basket ... A great finisher around the hoop ... Has many ways to score ... Needs to work on consistency from the arc ... Has a long wingspan (6-foot-9) and uses it to his advantage on the defensive end ... A good offensive rebounder.

## Career

Has played in 34 games, starting 25 ... Averaging 8.3 points and 3.3 rebounds ... Shooting 53.1 percent from the field and 74.5 percent from the free throw line ... Has 51 assists, 15 blocks and 26 steals.

## 2005-06 Season

Named to the Conference USA All-Freshman Team ... Played in 34 games and started 25 ... Averaged 8.3 points and 3.3 boards ... Shot 53.1 percent from the floor and 74.5 percent from the charity stripe ... Ranked among Conference USA leaders (all games) in field goal percentage (2nd) and free throw percentage (10th) ... Among C-USA freshmen leaders, ranked fourth in scoring and fifth in steals ...

**Postseason (NCAA/C-USA Tournaments):** Saw action in five of the Tigers' seven postseason games ... Missed two contests in the Conference USA Tournament when he suffered a mild right knee sprain against Tulane (C-USA quarterfinals) ... Sat out the semifinal and final contests of the C-USA Tournament ... Averaged 5.4 points and 2.4 rebounds in postseason play ... Shot 73.3 percent from the floor and 83.3 percent from the foul line ... In NCAA Tournament play, averaged 6.3 points and 3.0 boards ... Came off the bench in all four NCAA Tournament games ... Shot 71.4 percent from the field and 83.3 percent from the charity stripe ... Had six points and six boards

vs. UCLA in the NCAA Tournament/Oakland Regional title game ... Scored nine points and grabbed three rebounds vs. Bucknell in the NCAA Tournament second round ... Scored six points vs. Oral Roberts in the first round ... Started against Tulane in the Conference USA Tournament quarterfinals ... Scored two points before suffering a mild right knee sprain in the game's opening minute ... Missed the next two C-USA Tournament contests ...

**Conference USA play:** Saw action in all 14 league contests ... Averaged 8.1 points and 3.4 boards ... Shot 52 percent from the floor and 70.2 percent from the free throw line ... Had 22 assists, nine blocked shots and 13 steals ... Recorded eight points, three assists, two blocks and two steals in the win over Houston that wrapped up the C-USA regular season title ... Scored 17 points (7-of-10 FG, 3-of-4 FT) in a home win over UTEP ... Had 13 points, seven boards, three assists and three steals at Tulane ... Scored 21 points (C-USA high) at Rice ... Netted his 21 points on 8-of-13 shooting from the floor, 2-of-3 from the arc and 3-of-3 from the foul line ... Also grabbed eight boards vs. the Owls ... The eight field goals made were a career high and his eight rebounds tied a career best ... Had 14 points, five rebounds and three assists at Southern Miss ... Scored nine points and pulled down seven boards in a home victory over SMU ...

**Non-conference play:** Averaged 9.5 points and 3.5 rebounds ... Shot 51 percent from the field and 86.5 percent from the charity stripe ... Had 11 points, five rebounds and two blocks in a home victory over Tennessee ... Scored eight points and grabbed six rebounds vs. Middle Tennessee ... Netted 16 points and posted four steals vs. Purdue ... Scored 10 points in a home



win over Gonzaga ... Averaged 16.7 points and 6.3 boards in a three-game span vs. Lamar, Cincinnati and Providence ... Had 16 points and five boards at Providence and 11 points and six rebounds at Cincinnati ... Posted career highs of 23 points and eight rebounds vs. Lamar ... Also hit a career-high eight free throws vs. Lamar ... Missed the Jackson State game due to illness ... Averaged 8.0 points vs. UCLA (semifinals) and Duke (finals) in the NIT Season Tip-Off in New York.

## High School

Played his final prep season at Detroit Northwestern High School after transferring from Cass Tech ... Due to transfer rules, did not join Northwestern's squad until second semester (late January 2005) ... In limited play at Northwestern, averaged 13.8 points and 5.4 rebounds

in 2004-05 campaign ... Rated the nation's No. 22 player by *Prep Stars'* Rob Harrington on *USAToday.com* ... *Scout.com* rated him as the country's No. 30 player ... Ranked the No. 51 player in the nation by *Rivals.com* ... Also rated the country's No. 15 shooting guard by *Rivals.com* ... Averaged 28 points, 10 boards and six assists for Cass Tech in 2003-04 ... Highest scoring game in high school career was a 54-point performance ... Transferred to Northwestern High School for the 2004-05 season ... *Prep Spotlight* ranked him the No. 25 player in the nation.

## Personal

Full name is Chris Douglas-Roberts ... Born on January 8, 1987 ... Son of Judy Roberts and Christopher Douglas ... Major is undeclared.

## DOUGLAS-ROBERTS CAREER STATISTICS

ROBERTS ROBERTSON SCOTTEN STATISTICS																	
Year	GP-GS	Min/Avg	— Total —		— 3-Point —			— Rebounds —				PF-FO	A	TO	B	ST	Pts-Avg
			FG-A	Pct	FG-A	Pct	FT-A	Pct	Off-Def	Tot	Avg						
2005-06	34-25	768/22.6	102-192	.531	9-29	.310	70-94	.745	44-69	113	3.3	65-0	51	68	15	26	283-8.3
Total	34-25	768/22.6	102-192	.531	9-29	.310	70-94	.745	44-69	113	3.3	65-0	51	68	15	26	283-8.3









# ROBERT DOZIER

6-9 • 215 • So.


Forward

Lithonia, Ga.

Lithonia HS

Laurinburg Prep (N.C.)

72



## Overview

Player that everyone said to watch out for in 2005-06, and lived up to that ... Has added 10-15 pounds for the 2006-07 season ... Expected to have a break-out year ... A terrific finisher ... Can shoot from the perimeter, but is better around the rim ... Has 7-foot-3 wingspan that causes problems for opponents.

## Career

Has played in 37 games, starting three ... Averaging 5.6 points and 5.5 rebounds ... Shooting 40.4 percent from the field and 75 percent from the free throw line ... Has 22 assists, 42 blocks and 21 steals.

## 2005-06 Season

Saw action in all 37 games ... Made three starts ... Averaged 5.6 points and 5.5 rebounds ... Shot 40.4 percent from the floor and 75 percent from the foul line ... Had 22 assists, 42 blocked shots and 21 steals ... Third on the team in blocked shots ... Ranked among Conference USA leaders (all games) in rebounding (14th) and blocked shots (7th) ... In Conference USA games only, ranked among league leaders in rebounding (19th) and blocks (8th) ... Ranked second in both rebounding and blocked shots among C-USA freshmen ...

**Postseason (NCAA/C-USA Tournaments):** Played in all seven postseason contests ... Averaged 4.7 points and 6.0 boards ... Had six blocks ... Shot 44.8 percent from the floor and 70 percent from the charity stripe ... In four NCAA Tournament games, averaged 4.3 points and 4.8 boards ... Shot 57.1 percent from the field ... Scored six points and pulled down eight rebounds vs. UCLA in the NCAA Tournament/Oakland

Regional championship game ... Had nine points and eight boards vs. Oral Roberts in the NCAA Tournament first-round victory ... In the Conference USA Tournament, averaged 5.3 points and 7.7 rebounds ... Grabbed eight boards in the C-USA Tournament title game vs. UAB ... Had six points, seven boards and one block vs. Houston in the semifinals ... Posted eight points, eight rebounds and two blocks vs. Tulane in the quarterfinals ...

**Conference USA play:** Saw action in all 14 league contests ... Averaged 6.4 points and 5.1 rebounds ... Shot 46.4 percent from the field and 70.8 percent from the free throw line ... Had 11 assists, 16 blocked shots and nine steals ... Scored four points and grabbed five rebounds in a home win over Houston that clinched the C-USA regular season title ... Started at Tulane and had eight points and nine rebounds ... Posted three-straight double-figure scoring games from Rice through Southern Miss ... Had 10 points, four boards and two blocks vs. Southern Miss ... Recorded second collegiate double-double at Marshall with 13 points and 15 rebounds (career high) ... Scored 10 points at Rice ... Had five points and nine rebounds at Tulsa ... Tied a career high with 14 points at Southern Miss ... Also pulled down five boards against the Golden Eagles ... Had first Conference USA start at Southern Miss ... Posted six points and nine rebounds in the C-USA opener at East Carolina ...

**Non-conference play:** Averaged 5.3 points and 5.6 rebounds vs. non-league opposition ... Scored 12 points and grabbed six boards vs. Middle Tennessee ... Had eight boards and three steals vs. Texas ... Scored 11 points vs. Purdue ... Received first



collegiate start in a home win over Louisiana Tech ... Had six points and seven rebounds at Ole Miss ... Grabbed seven boards at Cincinnati ... Pulled down 12 rebounds and blocked a career-high five shots in a home win over Jackson State ... Posted first collegiate double-double with 14 points and 11 boards vs. Lamar ... The 14 points were a career high ... Had six rebounds and three blocked shots vs. Duke in the NIT Season Tip-Off championship game ... Scored 11 points and grabbed five boards at Alabama (NIT) ... Pulled down six rebounds in season opener vs. Wisconsin-Milwaukee (NIT).

## High School

Averaged 14.4 points and 7.5 rebounds in 2004-05 ... Played the 2004-05 season for Laurinburg Prep, a team that recruiting analysts/publications called the top all-time prep squad ... Helped lead Laurinburg to a 40-0 record and the 2004-05 prep school national championship ... No. 1 Laurinburg Prep defeated No.

2 Hargrave Military Academy 95-83 for the national title ... Ranked among the nation's top 100 players by *Prep Stars'* Rob Harrington on *USAToday.com* ... Rated among the country's top 75 players by *Scout.com* ... Prior to 2003-04 season, *Rivals.com* 150 rated him the 83rd-best player in the nation ... Also ranked as the nation's No. 19 small forward and the Southeast's No. 18 overall player by *Rivals.com* in 2004 ... Played his previous high school years at Lithonia High School in Georgia ... At Lithonia High School, was a two-time All-State pick ... Named the DeKalb County Player of the Year ... Had career prep averages of 22.3 points, 13.6 rebounds, 4.1 assists and 3.7 blocks.

## Personal

Full name is Robert Lorenzo Dozier Jr. ... Born on November 6, 1985 ... Son of Robert Sr. and Jackie Dozier ... Major is undeclared.

## DOZIER CAREER STATISTICS

			— Total —		— 3-Point —				— Rebounds —								
Year	GP-GS	Min/Avg	FG-A	Pct	FG-A	Pct	FT-A	Pct	Off-Def	Tot	Avg	PF-FO	A	TO	B	ST	Pts-Avg
2005-06	37-3	679/18.4	69-171	.404	6-27	.222	63-84	.750	86-117	203	5.5	72-1	22	44	42	21	207-5.6
Total	37-3	679/18.4	69-171	.404	6-27	.222	63-84	.750	86-117	203	5.5	72-1	22	44	42	21	207-5.6









# CHANCE MCGRADY

6-2 • 180 • So.

Guard

Auburndale, Fla.

Dr. Phillips HS

74

★55★

## Overview

A versatile player who has shown improvement ... Will look for playing time in the Tiger backcourt ... Adds depth and experience ... A hard worker.

## Career

Second-year player for the Tigers ... Has played in 11 contests ... Averaging 0.2 boards ... Has two assists.

## 2005-06 Season

Saw action in 11 games, including four postseason contests ... Averaged 0.2 boards per contest ... Had two assists ...

Postseason (NCAA/C-USA Tournaments): Played in four of the Tigers' seven postseason contests ... Saw game time action against both Bradley (Oakland Regional semi-final) and Bucknell (second round) in the NCAA Tournament ... Played against Houston (semifinals) and Tulane (quarterfinals) in the Conference USA Tournament ...

Conference USA play: Saw action in three Conference USA games ... Grabbed one board and played a season-high three minutes in a home victory over Southern Miss ... Also played vs. Tulsa and UCF ...

Non-conference play: Played in four non-Conference USA games ... Recorded an assist vs. Purdue and Jackson State ... Saw first collegiate



action in season opener vs. Wisconsin-Milwaukee in the NIT Season Tip-Off ... Had one rebound vs. the Panthers.

## High School

A basketball letterwinner at Dr. Phillips High School ... Helped lead the squad to a 20-7 record in 2004-05 ... Averaged 16.2 points and 6.1 assists as a senior ... As a junior,

helped lead Dr. Phillips High to a 24-6 record and a spot in the Florida state tournament regional ... Team also won a district championship ... For his career, averaged 15.7 points and 5.8 assists ... Played for Coach Theo White.

## Personal

Full name is Chancellor Rynell McGrady ... Born January 20, 1985

... Son of Tracy and Jackie McGrady ... Major is undeclared.

## MCGRADY CAREER STATISTICS

Year	GP-GS	Min/Avg	— Total —		— 3-Point —		— Rebounds —		PF-FO	A	TO	B	ST	Pts-Avg
			FG-A	Pct	FG-A	Pct	FT-A	Pct						
2005-06	11-0	16/1.5	0-0	.000	0-0	.000	0-0	.000	0-2	2	1	0	0	0-0.0
<b>Total</b>	<b>11-0</b>	<b>16/1.5</b>	<b>0-0</b>	<b>.000</b>	<b>0-0</b>	<b>.000</b>	<b>0-0</b>	<b>.000</b>	<b>0-2</b>	<b>2</b>	<b>1</b>	<b>0</b>	<b>0</b>	<b>0-0.0</b>





# SHAWN TAGGART

6-10 • 230 • So.

Forward

Richmond, Va.

Mt. Zion Christian Academy (N.C.)

Iowa State University

75

★ 10 ★

## Overview

Will sit out the 2006-07 due to NCAA transfer rule ... Will use year from competition to gain weight back that he lost with his illness last year ... A long player (6-foot-10) that can score the ball ... Will provide a great match-up in practice for the Memphis frontline players ... Has good left- and right-hand post moves ... Runs the floor well, but needs to get stronger.

## At Iowa State (2005-06)

Played in all 30 games despite suffering a stomach virus through most of preseason drills ... Averaged 5.6 points and 3.6 boards ... Shot 45.1 percent from the field and 69.5 percent from the free throw line ... Netted a career-high 16 points in his collegiate debut vs. Mountain State ... The 16 point-performance was the fifth-best scoring debut in Cyclone history ... Had 13 points (6-of-8 FG) vs. Ohio State ... Made first collegiate start in Iowa State's win at Nebraska ... Posted his first collegiate double-double (11 points-10 boards) vs. Colorado ... Grabbed a career-high 11 boards vs. Kansas State.

## High School

Played final two prep seasons at Mt. Zion Christian Academy in Durham, N.C. ... Averaged 20.2 points, 10.3 rebounds and 4.0 blocks as a senior in helping lead Mt. Zion to a prep school national title ... Prior to senior year, ranked among the nation's top 100 players by Rivals.com (No. 35), HoopScoop (No. 24), Prepstars.com (No. 63), *Sporting News* (No. 72), *Basketball News* (No. 85) and *Lindy's* (No. 94).

## Personal Information

Full name is Shawn Larell Taggart ... Born March 26, 1985 ... Son of Charlene Taggart ... Major is undeclared.

MEMPHIS TIGERS 10



SHAWN TAGGART SO





# HASHIM BAILEY

6-10 • 290 • Fr.

Forward/Center

Paterson, N.J.

Passaic County Tech (N.J.)

The Patterson School (N.C.)

76

★35★

## Overview

A true low-post player ... Provides a big and physical presence in the paint ... Will help on the glass, especially on the offensive end ... Adds depth to the front line.

## High School

Played for Coach Chris Chaney at The Patterson School in 2005-06 ... Averaged 14.7 points and 10.1 rebounds at Patterson ... Helped lead Patterson to a 34-3 overall record and a No. 3 national ranking (Scout.com) in 2005-06 ... Entering his prep season at Patterson, HoopScoopOnline.com ranked him among its top 20 fifth-year players (No. 16) ... Prior to Patterson, played Passaic County Tech in New Jersey ... In his final year at Passaic, averaged 18.4 points, 14.4 rebounds and 4.8 blocked shots ... Earned *Herald News* All-Area first team honors and Associated Press All-State third team accolades ... Helped lead Passaic Tech to an 18-7 overall record and the Northern Hills Skyline Conference title ... Named the 2005 WGHT Area Player of the Year ... Also selected to the WGHT All-Area first team ... Earned 2005 All-Passaic honors from *The Star Ledger* ... Had one of *The Star Ledger* area's top performances with 21 points, 15 boards and 10 blocks vs. West Milford ... A 2005 McDonald's All-America nominee ... Averaged 18.0 points as a junior and 13.2 points as a sophomore.

## Personal Information

Born February 25, 1987 ... Son of Ferdinand Bailey and Pearl Bailey ... Major is undeclared.

MEMPHIS TIGERS 35



HASHIM BAILEY

FR





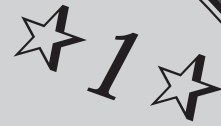
# WILLIE KEMP

6-2 • 165 • Fr.

Guard

Bolivar, Tenn.

Bolivar Central HS



77

## Overview

Called "a winner" by the coaching staff ... Wants to win ... A proto-typical point guard ... Gets his teammates involved ... Has a good understanding of the game ... Makes the smart play ... Finishes well around the basket ... Has worked on his perimeter shooting.

## High School

Named 2006 Tennessee's Class AA Mr. Basketball ... Also named *The Jackson Sun* All-West Tennessee Player of the Year ... Averaged 18.8 points, 5.4 rebounds and 7.7 assists in helping lead Bolivar Central to a 29-11 overall record and a spot in the Class AA state quarterfinals ... Led Bolivar Central to a 117-25 record in his four varsity seasons ... Scored over 1,900 points and dished out over 800 assists in his prep career ... Helped lead Bolivar Central to back-to-back Tennessee Class AA state titles in 2004 and 2005 ... Named Class AA Tournament MVP in 2005 ... Was a Tennessee Class AA Mr. Basketball finalist in 2005 ... Named to the All-West Tennessee first team as a sophomore and junior ... Also selected All-West Tennessee Newcomer of the Year in 2003 ... Prior to senior year, named to HoopScoopOnline.com All-America team ... Rated No. 6 point guard in the nation by Scout.com ... Rivals.com ranked him the No. 46 player in the nation, No. 6 point guard in the country, and No. 4 player in Tennessee ... Played in Derby Festival Classic in April 2006 ... Had 13 points and eight assists in Memphis All-Star Classic in April 2006 ... Averaged 20.0 points, 4.0 rebounds and 7.0 assists as a junior.

## Personal Information

Born January 1, 1987 ... Son of Maxine Kemp ... Major in undeclared.

MEMPHIS TIGERS 01



WILLIE KEMP FR





# DONEAL MACK

6-5 • 170 • Fr.

Guard

Charlotte, N.C.

Statesville Christian School

78

★20★

## Overview

A “slasher”-type player ... A left-handed, exceptional athlete ... Has great shooting range ... Can put the ball on floor and drive to the basket ... Has great bounce off the floor ... Will see time at either wing position ... One of the team’s top perimeter shooters.

## High School

Originally signed with Florida, but was not granted admission to the school ... Signed a scholarship to attend Memphis in July ... Averaged 31.1 points, 7.2 rebounds and 4.3 assists in his senior campaign at Statesville Christian School (SCS) in Statesville, N.C. ... Prior to his senior campaign, Rivals.com ranked him the No. 47 player in the nation and the No. 11 shooting guard in the country ... Named the 2006 National Association of Christian Athletes (NACA) Boys Basketball Player of the Year ... Led SCS to a 26-13 overall record and the NACA national title (defeated Community Christian of Georgia 80-75) ... Team finished the year ranked in the top 40 nationally ... Selected to the Associated Press All-State second team and the North Carolina Independent School Athletic Association (NCISAA) 1A All-State first team ... Helped lead SCS to the NCISAA 1A state title game (lost to Greenville Academy 69-64) ... Named to the All-Charlotte Observer first team and Observer’s All-Piedmont first team ... Played in the Capital All-Star Classic in April 2006 ... Had 13 points, six rebounds and three assists in helping lead his U.S. All Star team to a 120-117 win ... As a junior at SCS, averaged 24.0 points, 9.2 rebounds and 4.0 assists.

## Personal Information

Full name is Doneal Tyrque Mack ... Born October 16, 1987 ... Son of Greg Mack and Lorna Rivers ... Major is undeclared.

MEMPHIS TIGERS 20



DONEAL MACK FR





# PIERRE NILES

6-8 • 285 • Fr.


Forward

Memphis, Tenn.

Ridgeway HS

The Patterson School (N.C.)

79



## Overview

Has a game that can go inside and outside ... Has proven to be more effective around the goal ... Has unbelievable hands and feet for his size ... Has worked hard on maintaining his weight ... Gives opponents mismatch problems with his quickness ... Runs the floor well ... Can step away from the basket and shoot the ball.

## High School

Attended The Patterson School in Lenior, N.C., the second half of the 2005-06 campaign ... Transferred from Florida Prep ... Helped The Patterson School to a 34-3 overall record and a No. 3 national ranking from Scout.com ... Played in the 2006 Derby Festival Classic in April ... Before senior campaign, was rated the nation's No. 22 power forward and Tennessee's No. 7 player ... Ranked the nation's No. 37 player by YouthPrepStars.com ... Prior to attending prep school, played for Ridgeway High School in Memphis ... Averaged 18.0 points and 9.0 in his junior campaign at Ridgeway (2004-05) ... Named a finalist for the 2005 *Memphis Commercial Appeal* "Best of the Preps" Player of the Year honor ... Selected to the 2005 *Appeal's* "Best of the Preps"/All-Metro Class AAA team ... Helped lead the Roadrunners to a 34-5 record and the Tennessee Class AAA state championship ... Had 16 points and 12 boards in the state title game ... Named the Tennessee Class AAA state tournament MVP ... Also helped lead Ridgeway to the District 15-AAA and Region 8-AAA tournament titles ... Picked to the 2005 Tennessee All-State second team.

## Personal Information

Full name is Jartavious Pierre Niles ... Born June 7, 1987 ... Son of Ruby Niles and Harvey Henderson ... Major is undeclared.

MEMPHIS TIGERS 04



PIERRE NILES

FR





# TRE' VON WILLIS

6-4 • 200 • Fr.

Guard

Fresno, Calif.

Washington Union HS

80

★ 3 ★

## Overview

Will see time at one of the wing positions ... Shoots the ball well ... Was a big-time scorer in high school ... Better athletically than the coaching staff first thought ... Finds ways to score ... A solid defender and strong competitor.

## High School

Averaged 23.4 points, 5.9 rebounds and 7.0 assists in his senior season at Washington Union High School ... Finished prep career with 2,842 points, setting the CIF Central Section scoring record ... Broke the previous mark set by current NBA performer DeShawn Stevenson ... The 2,842 points are the fifth-most in California state high school history ... Named to the *Fresno Bee* 2006 Boys All-Star squad ... Selected the 2006 North Sequoia League Player of the Year ... Helped lead the Panthers to a 28-7 overall record and a 14-0 North Sequoia League mark ... Shot 58 percent from the field and 71 percent from the foul line as a senior ... Helped lead Washington Union to the 2006 league and valley championships ... Netted 43 points in his final prep game against Harvard-Westlake in the 2006 CIF Central Section Division III quarterfinals ... Following senior year, played in the Derby Festival Classic in April 2006 ... Also participated in the Classic's three-point contest ... Prior to senior season, ranked No. 67 player in the nation (No. 50 senior) by HoopScoopOnline.com ... Rated No. 12 player in California and No. 37 shooting guard in the nation by Rivals.com ... Named to the California All-State squad by HoopScoopOnline.com following his junior season.

## Personal Information

Full name is Tre'Von Marquise Willis ... Born January 11, 1988 ... Son of Andrea McDonald ... Major is undeclared.

MEMPHIS TIGERS '03



TRE'VON WILLIS FR



**MEMPHIS TIGERS**



**ROBERT DOZIER**

**OPPONENTS**





# Possible 2006 EA SPORTS Maui Invitational Opponents

Chaminade

goswords.com

## General Information

**Location:** Honolulu, Hawaii  
**Enrollment:** 1,100  
**Founded:** 1955  
**Colors:** Royal Blue & White  
**Conference:** Pacific West  
**Home Arena:** McCabe Gymnasium (2,800)  
**President:** Dr. Sue Wesselkamper  
**Athletics Director:** Matt Mahar

## Coaching Staff

**Head Coach:** Matt Mahar  
**Alma Mater:** Johnson State, 1996  
**Record/School:** 19-9/1 year  
**Record/Overall:** 19-9/1 year  
**Assistant Coaches:**  
 Maurice Maggolino (Ithaca, 2002)  
 Darrell Matsui (Hawaii, 1982)  
**Office Phone:** 808-520-4576

## Team Information

**2005-06 Record:** 19-9  
**Conference Record:** 8-3/1st  
**Postseason:** NCAA Division II/Regional Semifinals  
**Starters R/L:** 2/3  
**Letterwinners R/L:** 4/8  
**Series vs. UM:** UM leads 3-0  
**Last Meeting:** UM 83, CU 65 (11/24/1999)

## Media Information

**Contact:** Maurice Maggolino  
**Email:** mmaggio@chaminade.edu  
**Office Phone:** 808-735-4790  
**Fax:** 808-739-4695  
**Press Row Phone:** 808-739-8350

Kentucky

ukathletics.com

## General Information

**Location:** Lexington, Ky.  
**Enrollment:** 26,682  
**Founded:** 1865  
**Colors:** Blue & White  
**Conference:** Southeastern  
**Home Arena:** Rupp Arena (23,000)  
**President:** Dr. Lee T. Todd Jr.  
**Athletics Director:** Mitch Barnhart

## Coaching Staff

**Head Coach:** Tubby Smith  
**Alma Mater:** High Point, 1973  
**Record/School:** 241-71/9 years  
**Record/Overall:** 365-133/15 years  
**Assistant Coaches:**  
 David Hobbs (VCU, 1971)  
 Reggie Hanson (Kentucky, 1991)  
 Scott Rigot (Buffalo, 1986)  
**Office Phone:** 859-257-1916

## Team Information

**2005-06 Record:** 22-13  
**Conference Record:** 9-7/3rd East  
**Postseason:** NCAA Second Rd.  
**Starters R/L:** 3/2  
**Letterwinners R/L:** 7/7  
**Series vs. UM:** First Meeting in 2006-07

## Media Information

**Contact:** Scott Stricklin  
**Email:** stricklin@uky.edu  
**Office Phone:** 859-257-3838  
**Cell Phone:** 859-266-9910  
**Fax:** 859-323-4310  
**Press Row Phone:** 859-252-3602

Maui Opponents

DePaul

depaulbluedemons.com

## General Information

**Location:** Chicago, Ill.  
**Enrollment:** 24,300  
**Founded:** 1898  
**Colors:** Royal Blue & Scarlet  
**Conference:** Big East  
**Home Arena:** Allstate Arena (18,500)  
**President:** Rev. Dennis H. Holtschneider, C.M.  
**Athletics Director:** Jean Lenti Ponsetto

## Coaching Staff

**Head Coach:** Jerry Wainwright  
**Alma Mater:** Colorado Coll., 1968  
**Record/School:** 12-15/1 year  
**Record/Overall:** 198-159/12 years  
**Assistant Coaches:**  
 Gary DeCesare (Iona, 1985)  
 Ramon Williams (VMI, 1990)  
 Scott Wainwright (UNC Wilmington, 1999)  
**Office Phone:** 773-325-7521

## Team Information

**2005-06 Record:** 12-15  
**Conference Record:** 5-11/T13th  
**Postseason:** None  
**Starters R/L:** 4/1  
**Letterwinners R/L:** 9/3  
**Series vs. UM:** UM leads 14-12  
**Last Meeting:** UM 68, DU 55 (1/27/2005)

## Media Information

**Contact:** Scott Reed  
**Email:** sreed1@depaul.edu  
**Office Phone:** 773-325-7525  
**Cell Phone:** 773-415-1966  
**Fax:** 773-325-7531  
**Press Row Phone:** 847-296-6999

Purdue

purduesports.com

## General Information

**Location:** West Lafayette, Ind.  
**Enrollment:** 38,712  
**Founded:** 1869  
**Colors:** Old Gold & Black  
**Conference:** Big Ten  
**Home Arena:** Mackey Arena (14,123)  
**President:** Martin C. Jischke  
**Athletics Director:** Morgan J. Burke

## Coaching Staff

**Head Coach:** Matt Painter  
**Alma Mater:** Purdue, 1994  
**Record/School:** 9-19/1 year  
**Record/Overall:** 34-24/2 years  
**Assistant Coaches:**  
 Cuonzo Martin (Purdue, 2000)  
 Paul Lusk (Southern Illinois, 1995)  
 Rick Ray (Grand View College, 1994)  
**Office Phone:** 765-494-3214

## Team Information

**2005-06 Record:** 9-19  
**Conference Record:** 3-13/11th  
**Postseason:** None  
**Starters R/L:** 2/3  
**Letterwinners R/L:** 10/7  
**Series vs. UM:** UM leads 5-1  
**Last Meeting:** UM 90, PU 70 (12/30/2005)

## Media Information

**Contact:** Elliot Bloom  
**Email:** hoopssid@purdue.edu  
**Office Phone:** 765-494-3196  
**Cell Phone:** 765-427-3143  
**Fax:** 765-494-5447  
**Press Row Phone:** 765-494-6365

Georgia Tech

ramblinwreck.com

## General Information

**Location:** Atlanta, Ga.  
**Enrollment:** 16,000  
**Founded:** 1885  
**Colors:** Old Gold & White  
**Conference:** Atlantic Coast  
**Home Arena:** Alexander Memorial Coliseum (9,191)  
**President:** Dr. G. Wayne Clough  
**Athletics Director:** Dan Radakovich

## Coaching Staff

**Head Coach:** Paul Hewitt  
**Alma Mater:** St. John Fisher, 1985  
**Record/School:** 107-83/6 years  
**Record/Overall:** 173-110/9 years  
**Assistant Coaches:**  
 John O'Connor (Penn State, 1983)  
 Charlton Young (Ga. Southern, 1994)  
 Peter Zaharis (NYU, 1987)  
**Office Phone:** 404-894-5425

## Team Information

**2005-06 Record:** 11-17  
**Conference Record:** 4-12/11th  
**Postseason:** None  
**Starters R/L:** 5/0  
**Letterwinners R/L:** 8/6  
**Series vs. UM:** Tied at 3-3  
**Last Meeting:** UM 83, GT 79 (ot; 3/27/1992)

## Media Information

**Contact:** Mike Stamus  
**Email:** mstamus@athletics.gatech.edu  
**Office Phone:** 404-894-5445  
**Home Phone:** 404-218-9723  
**Fax:** 404-894-1248  
**Press Row Phone:** 404-894-5458

UCLA

uclabruins.com

## General Information

**Location:** Los Angeles, Calif.  
**Enrollment:** 37,500  
**Founded:** 1919  
**Colors:** Blue & Gold  
**Conference:** Pacific-10  
**Home Arena:** Pauley Pavilion (12,800)  
**Chancellor:** Norman Abrams  
**Athletics Director:** Daniel G Guerrero

## Coaching Staff

**Head Coach:** Ben Howland  
**Alma Mater:** Weber State, 1979  
**Record/School:** 61-35/3 years  
**Record/Overall:** 229-134/12 years  
**Assistant Coaches:**  
 Donny Daniels (Cal St. Fullerton, 1977)  
 Kerry Keating (Seton Hall, 1993)  
 Scott Garson (UC Santa Barbara, 1999)  
**Office Phone:** 310-206-6276

## Team Information

**2005-06 Record:** 32-7  
**Conference Record:** 14-4/1st  
**Postseason:** NCAA Final  
**Starters R/L:** 2/3  
**Letterwinners R/L:** 9/7  
**Series vs. UM:** UCLA leads 4-2  
**Last Meeting:** UCLA 50, UM 45 (3/25/2006)

## Media Information

**Contact:** Ryan Finney  
**Email:** rfinney@athletics.ucla.edu  
**Office Phone:** 310-206-4701  
**Fax:** 310-825-8664  
**Press Row Phone:** 310-825-1899

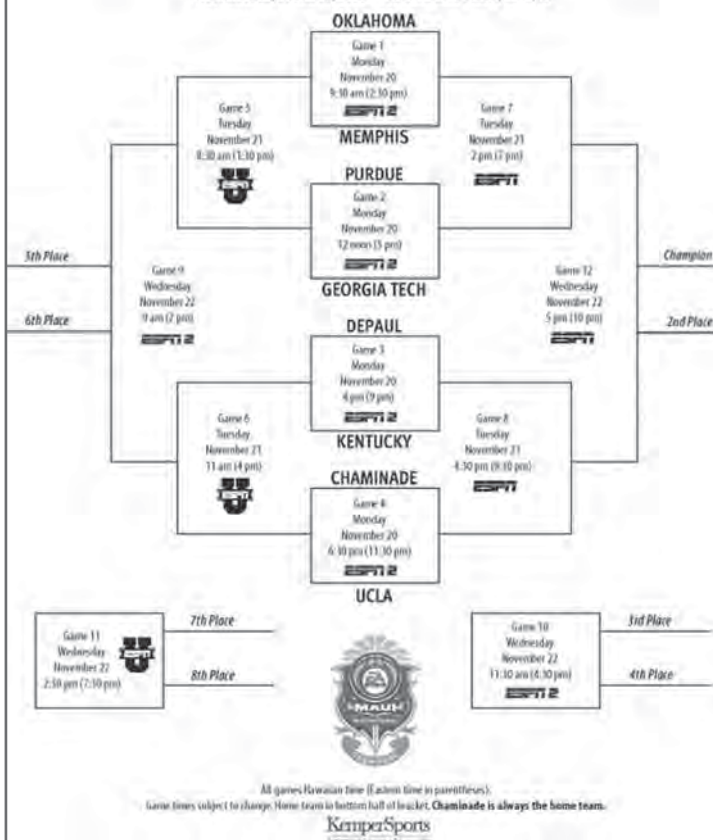


# EA SPORTS MAUI INVITATIONAL

HOSTED BY CHAMINADE UNIVERSITY

MAUIINVITATIONAL.COM

November 20, 21 and 22, 2006 • Lahaina Civic Center, Maui, HI



## Previous Maui Invitational Champions

2005.....Connecticut	1994.....Arizona State
2004.....North Carolina	1993.....Kentucky
2003.....Dayton	1992.....Duke
2002.....Indiana	1991.....Michigan State
2001.....Duke	1990.....Syracuse
2000.....Arizona	1989.....Missouri
1999.....North Carolina	1988.....Michigan
1998.....Syracuse	1987.....Iowa
1997.....Duke	1986.....Vanderbilt
1996.....Kansas	1985.....Michigan
1995.....Villanova	1984.....Providence

## Previous Memphis Maui Invitational Results

**1999 (7th Place)**  
Georgetown 71, Memphis 55  
Southern California 92, Memphis 65  
Memphis 83, Chaminade 65

**1992 (3rd Place)**  
Memphis 64, Chaminade 56  
BYU 73, Memphis 67 (ot)  
Memphis 70, LSU 66

**1988 (4th Place)**  
Memphis 88, Chaminade 44  
Michigan 79, Memphis 75  
UNLV 90, Memphis 86 (ot)

**Overall Maui Invitational  
Record**  
4-5

## Oklahoma

Nov. 20 • 1:30 pm •

Maui, Hawaii

### General Information

**Location:** Norman, Okla.  
**Enrollment:** 30,447  
**Founded:** 1890  
**Colors:** Crimson & Cream  
**Conference:** Big 12  
**Home Arena:** Lloyd Noble Center  
(12,000)

**President:** David L. Boren  
**Athletics Director:** Joe Castiglione

### Coaching Staff

**Head Coach:** Jeff Capel  
**Alma Mater:** Duke, 1997  
**Record/School:** First Year  
**Record/Overall:** 79-41/4 years  
**Assistant Coaches:**  
Mark Cline (Wake Forest, 1988)  
Rod Barnes (Ole Miss, 1988)  
Ben Betts (Roanoke College, 1990)  
**Office Phone:** 405-325-4732

### Team Information

**2005-06 Record:** 20-9  
**Conference Record:** 11-5/3rd  
**Postseason:** NCAA First Rd.  
**Starters R/L:** 2/3  
**Letterwinners R/L:** 8/4  
**Series vs. UM:** UM leads 4-0  
**Last Meeting:** UM 80, OU 78  
(12/13/1997)

### Media Information

**Contact:** Mike Houck  
**Email:** mhouck@ou.edu  
**Office Phone:** 405-325-8231  
**Cell Phone:** 405-249-5892  
**Fax:** 405-325-7623  
**Press Row Phone:** 405-325-1024

soonersports.com



Jeff  
Capel



Michael  
Neal

### 2006-07 Schedule

November	
10	Norfolk State
16	Liberty
20	vs. MEMPHIS*
21	vs. Ga. Tech/Purdue*
22	Maui Invitational*
December	
2	TCU
6	Villanova
9	Coppin State
16	Texas-Arlington
21	vs. Tulsa (Oklahoma City, Okla.)
28	SMU
January	
1	at Alabama
6	at Texas Tech
10	Colorado
13	at Texas
17	Nebraska
20	Baylor
22	at Oklahoma State
27	at Texas A&M
30	Longwood
February	
3	Texas Tech
7	Oklahoma State
10	at Baylor
13	at Iowa State
17	Texas A&M
20	at Missouri
24	Texas
26	Kansas
March	
3	at Kansas State
8-11	Big 12 Tournament

\* EA SPORTS Maui Invitational

### 2006-07 Roster

No.	Name	Pos	Ht	Wt	Yr	-05/06 Stats - PPG RPG
00	Keith Clark	F	6-8	245	Fr.	High School
1	Chris Walker	G	6-3	192	Sr.	1.1 1.1apg
2	Michael Neal	G	6-3	198	Sr.	12.4 2.6
3	Bobby Maze	G	6-2	175	Fr.	Prep School
5	Tony Crocker	G	6-5	187	Fr.	Prep School
11	Kellen Sampson	G	6-1	186	Jr.	0.3 0.6apg
15	David Godbold	G	6-5	215	Jr.	5.7 3.2
20	Austin Johnson	G	6-3	160	So.	3.1 2.0
24	Nate Carter	F	6-6	220	Sr.	6.0 3.4
30	Longar Longar	C	6-11	228	Jr.	2.1 1.9
32	Taylor Griffin	F	6-7	232	So.	3.1 2.8
45	Beau Gerber	F	6-7	204	Fr.	High School

Players

Coaches

Preview

Media

History

Review

C-USA

Opponents

2006-07 University of Memphis Tiger Basketball

83

Maui Invite/Oklahoma

SOONERS



# Arizona

**Dec. 20 • 7:30 pm •**  
**Tucson**

**arizonaathletics.com**

## General Information

**Location:** Tucson, Ariz.  
**Enrollment:** 37,000  
**Founded:** 1885  
**Colors:** Cardinal & Navy  
**Conference:** Pacific-10  
**Home Arena:** McKale Center  
(14,545)  
**President:** Dr. Robert Shelton  
**Athletics Director:** Jim Livengood

## Coaching Staff

**Head Coach:** Lute Olson  
**Alma Mater:** Augsburg, 1956  
**Record/School:** 569-177/23 years  
**Record/Overall:** 761-269/33 years  
**Assistant Coaches:**  
Jim Rosborough (Iowa, 1966)  
Josh Pastner (Arizona, 1998)  
Miles Simon (Arizona, 2005)  
**Office Phone:** 520-621-4813

## Team Information

**2005-06 Record:** 20-13  
**Conference Record:** 11-7/4th  
**Postseason:** NCAA Second Rd.  
**Starters R/L:** 4/1  
**Letterwinners R/L:** 11/3  
**Series vs. UM:** UM leads 3-2  
**Last Meeting:** UA 94, UM 69  
(12/4/1965)

## Media Information

**Contact:** Richard Paige  
**Email:** rpaige@email.arizona.edu  
**Office Phone:** 520-621-4163  
**Home Phone:** 520-790-4347  
**Fax:** 520-621-2681  
**Press Row Phone:** 520-621-4334



Lute Olson



Mustafa Shakur

## 2006-07 Schedule

### November

12 at Virginia  
15 Northern Arizona  
19 New Mexico State  
22 Samford  
28 UNLV

### December

2 vs. Illinois\*  
5 vs. Louisville#  
9 at San Diego State  
17 Houston  
20 MEMPHIS  
28 California  
30 Stanford

### January

4 at Washington  
6 at Washington State  
11 Oregon State  
14 Oregon  
18 at Southern California  
20 at UCLA  
24 Arizona State  
27 North Carolina

### February

1 Washington State  
3 Washington  
8 at Oregon State  
10 at Oregon  
15 UCLA  
17 Southern California  
25 at Arizona State

### March

1 at California  
3 at Stanford  
7-10 Pac-10 Tournament

\* Hall of Fam Classic, Phoenix, Ariz.  
# Jimmy V Classic, New York, N.Y.

## 2006-07 Roster

No.	Name	Pos	Ht	Wt	Yr	-05/06 Stats - PPG RPG
3	Marcus Williams	F	6-7	205	So.	13.0 4.7
5	Jawann McClellan	G	6-4	211	Jr.	4.0 1.5
11	David Bagga	G	6-5	186	So.	1.1 0.1
12	Daniel Dillon	G	6-3	203	Jr.	1.5 0.9
13	Nic Wise	G	5-9	190	Fr.	High School
14	Mohamed Tangara	F	6-9	241	So.	1.6 1.0
15	Mustafa Shakur	G	6-3	190	Sr.	11.2 4.7apg
24	Fendi Onobun	F	6-6	239	So.	3.1 1.7
30	J.P. Prince	G	6-6	186	So.	2.2 1.9
34	Chase Budinger	F	6-7	205	Fr.	High School
43	Jordan Hill	F	6-9	211	Fr.	Prep School
44	Bret Brielmaier	F	6-6	237	Jr.	1.6 1.9
54	Kirk Walters	C	6-11	254	Sr.	6.1 3.5
55	Ivan Radenovic	F	6-10	240	Sr.	12.1 6.3

# Arkansas State

**Nov. 29 • 7 pm •**  
**Memphis**

**asuindians.com**

## General Information

**Location:** Jonesboro, Ark.  
**Enrollment:** 10,508  
**Founded:** 1909  
**Colors:** Scarlet & Black  
**Conference:** Sun Belt  
**Home Arena:** Convocation Center  
(10,038)  
**President:** Dr. Les Wyatt  
**Athletics Director:** Dr. Dean Lee

## Coaching Staff

**Head Coach:** Dickey Nutt  
**Alma Mater:** Oklahoma State, 1982  
**Record/School:** 162-155/10 years  
**Record/Overall:** 162-155/10 years  
**Assistant Coaches:**  
Tony Madlock (Memphis, 1991)  
Shawn Forrest (Ark.-Pine Bluff, 1998)  
Jay Cook (Arkansas State, 1994)  
**Office Phone:** 870-972-2077

## Team Information

**2005-06 Record:** 12-18  
**Conference Record:** 7-7/3rd East  
**Postseason:** None  
**Starters R/L:** 3/2  
**Letterwinners R/L:** 7/7  
**Series vs. UM:** Tied 28-28  
**Last Meeting:** UM 79, ASU 75  
(11/23/2004)

## Media Information

**Contact:** Jerry Scott  
**Email:** jscott@astate.edu  
**Office Phone:** 870-972-2541  
**Cell Phone:** 870-243-6021  
**Fax:** 870-972-3367  
**Press Row Phone:** 870-972-2541



Dickey Nutt



Isaac Wells

## 2006-07 Schedule

### November

10 at Old Dominion\*  
11 vs. Clemson\*  
12 vs. Monmouth\*  
16 Bowling Green  
18 Lyon  
20 at Tennessee Martin  
25 Austin Peay  
27 at South Dakota  
29 AT MEMPHIS

### December

2 at Eastern Illinois  
4 at Bowling Green  
9 Arkansas Tech  
14 Denver  
17 at Louisiana-Lafayette  
21 at Denver  
28 South Alabama  
30 New Orleans

### January

4 at Louisiana-Monroe  
6 North Texas  
11 Arkansas-Little Rock  
13 at Troy  
17 at Middle Tennessee  
25 Western Kentucky  
27 at Florida International  
31 Florida Atlantic

### February

8 Louisiana-Lafayette  
11 at South Alabama  
17 Louisiana-Monroe  
22 at North Texas  
24 at Arkansas-Little Rock  
28 Sun Belt Tournament

### March

2-6 Sun Belt Tournament  
\* Cox Communications Classic

## 2006-07 Roster

No.	Name	Pos	Ht	Wt	Yr	-05/06 Stats - PPG RPG
1	Chris Brown	G	6-2	190	Jr.	Junior College
2	Adrian Banks	G	6-3	200	Jr.	Junior College
3	Jim Jones	G	6-3	190	Sr.	12.4 4.4
4	Brandon Ballard	G	6-3	200	So.	5.6 1.7
10	Ryan Wedel	G	5-11	175	Fr.	High School
11	Shawn Morgan	F	6-6	215	Jr.	Junior College
14	Yual Banks	G	5-10	165	Jr.	7.0 1.7
21	Tyler King	G	6-4	195	Jr.	0.0 0.0
31	Korrel Henderson	G/F	6-4	230	Sr.	1.5 0.8
32	Ashton Farmer	F	6-7	230	Fr.	Redshirt
40	Abayomi Ajasin	F	6-7	235	Jr.	Junior College
45	Isaac Wells	F	6-8	225	Sr.	14.4 6.8
50	Theo Little	C	6-11	255	Sr.	1.3 1.0
52	Kewain Gant	F	6-7	225	Jr.	Redshirt
54	Nick Arnold	F	6-6	235	Fr.	High School



# Austin Peay

**Dec. 14 • 7 pm •**  
**Memphis**

**apsu.edu/athletics**

## General Information

**Location:** Clarksville, Tenn.  
**Enrollment:** 8,813  
**Founded:** 1927  
**Colors:** Red & White  
**Conference:** Ohio Valley  
**Home Arena:** Dunn Center/  
Dave Aaron Arena (7,875)  
**President:** Dr. Sherry Hoppe  
**Athletics Director:** Dave Loos

## Coaching Staff

**Head Coach:** Dave Loos  
**Alma Mater:** Memphis, 1970  
**Record/School:** 250-225/16 years  
**Record/Overall:** 332-277/20 years  
**Assistant Coaches:**  
Scott Combs (Austin Peay, 1998)  
Charles "Bubba" Wells (Austin Peay, 1997)  
**Office Phone:** 931-221-7904

## Team Information

**2005-06 Record:** 17-14  
**Conference Record:** 11-9/T5th  
**Postseason:** None  
**Starters R/L:** 3/2  
**Letterwinners R/L:** 8/3  
**Series vs. UM:** UM leads 13-4  
**Last Meeting:** UM 71, AP 66  
(12/18/2004)

## Media Information

**Contact:** Brad Kirtley  
**Email:** kirtleyb@apsu.edu  
**Office Phone:** 931-221-7561  
**Cell Phone:** 931-624-2904  
**Fax:** 931-221-7562  
**Press Row Phone:** 931-221-7155



Dave Loos



Drake Reed

## 2006-07 Schedule

### November

11 at Dayton  
13 at Illinois  
25 at Arkansas State  
27 Tennessee Wesleyan

### December

2 Tennessee Tech  
7 at Morehead State  
9 at Eastern Kentucky  
14 AT MEMPHIS  
18 Evansville  
20 Middle Tennessee  
28 Marian (Ind.)

### January

2 Tennessee Martin  
4 at Jacksonville State  
6 at Eastern Illinois  
11 Murray State  
13 Southeast Missouri  
18 at Tennessee Martin  
25 Jacksonville State  
27 Samford  
29 at Southeast Missouri

### February

1 at Murray State  
3 at Tennessee State  
8 East Illinois  
10 at Samford  
12 Tennessee State  
17 ESPN Bracket Buster  
19 at Tennessee Tech  
22 Eastern Kentucky  
24 Morehead State  
27 Ohio Valley Tournament

### March

2-3 OVC Tournament

## 2006-07 Roster

No.	Name	Pos	Ht	Wt	Yr	- 05/06 Stats - PPG RPG
00	J.P. Felder	C	6-7	225	So.	1.9 1.3
2	Drake Reed	F	6-5	220	So.	8.3 5.0
10	Ernest Fields	F	6-6	205	Fr.	High School
11	Brandon Harriford	G	6-2	180	Jr.	0.4 0.4
12	Landon Shipley	G	6-0	170	So.	5.5 1.3apg
15	Fernandez Lockett	G/F	6-5	205	Jr.	6.6 5.4
20	Derek Wright	G	5-9	160	Jr.	6.1 3.6apg
22	Wes Channels	G	6-3	180	Fr.	High School
24	Kyle Duncan	G/F	6-5	185	So.	5.9 4.1
25	Justin Hunter	G	6-6	235	Jr.	0.0 0.0
32	Todd Babington	G	6-5	185	Jr.	6.5 1.6
41	Tomas Janusauskas	C	7-0	220	Jr.	0.8 1.2
42	Duran Roberson	C/F	6-8	215	Fr.	High School

# Cincinnati

**Jan. 4 • 8 pm •**  
**Memphis**

**ucbearcats.com**

## General Information

**Location:** Cincinnati, Ohio  
**Enrollment:** 35,244  
**Founded:** 1819  
**Colors:** Red & Black  
**Conference:** Big East  
**Home Arena:** Fifth Third Arena at  
Shoemaker Center (13,176)  
**President:** Dr. Nancy L. Zimpher  
**Athletics Director:** Mike Thomas

## Coaching Staff

**Head Coach:** Mick Cronin  
**Alma Mater:** Cincinnati, 1998  
**Record/School:** First Year  
**Record/Overall:** 69-24/3 years  
**Assistant Coaches:**  
Larry Davis (Asbury, 1978)  
Chris Coggin (Toledo, 1998)  
Tony Stubblefield (Neb.-Omaha, 1995)  
**Office Phone:** 513-556-5847

## Team Information

**2005-06 Record:** 21-13  
**Conference Record:** 8-8/8th  
**Postseason:** NIT Third Rd.  
**Starters R/L:** 1/4  
**Letterwinners R/L:** 4/7  
**Series vs. UM:** UC leads 36-28  
**Last Meeting:** UM 91, UC 81  
(12/3/2005)

## Media Information

**Contact:** Tom Hathaway  
**Email:** Tom.Hathaway@uc.edu  
**Office Phone:** 513-556-0616  
**Cell Phone:** 513-236-5454  
**Fax:** 513-556-0619  
**Press Row Phone:** 513-556-3800



Mick Cronin



Cedric McGowan

## 2006-07 Schedule

### November

10 Howard\*  
11 Tennessee Martin\*  
12 High Point\*  
21 Wofford  
25 Central Michigan  
29 Oakland

### December

2 UAB  
9 vs. Temple (Atlantic City, N.J.)  
13 Xavier  
16 vs. Ohio State^  
23 N.C. State  
27 Miami, Ohio  
30 vs. Ohio (Cleveland)

### January

4 AT MEMPHIS  
7 Rutgers  
14 at USF  
17 at Syracuse  
20 West Virginia  
24 Pittsburgh  
27 at Georgetown  
31 Louisville

### February

4 St. John's  
6 at Providence  
10 at Rutgers  
14 at Villanova  
18 Notre Dame  
21 Georgetown  
24 at DePaul  
28 Seton Hall

### March

3 at West Virginia  
7-10 Big East Tournament

\* Jim Thorpe Classic

^ John Wooden Tradition, Indianapolis, Ind.

## 2006-07 Roster

No.	Name	Pos	Ht	Wt	Yr	- 05/06 Stats - PPG RPG
0	Hernol Hall	G	6-10	245	Jr.	Junior College
1	Marvin Gentry	G	6-3	175	Jr.	Junior College
3	Tim Crowell	G	6-2	170	Jr.	Junior College
5	Deonta Vaughn	G	6-1	200	Fr.	High School
10	Marcus Skiles	F	6-8	235	Jr.	Junior College
14	Connor Barwin	F	6-4	240	So.	1.0 2.2
20	Branden Miller	G	6-4	180	So.	0.5 0.5
21	Mike Williams	F	6-7	230	Jr.	Transfer
23	Ronald Allen	F/C	6-9	225	Sr.	2.4 1.6
30	Cedric McGowan	F	6-7	225	Sr.	8.5 7.2
33	Jamual Warren	G	6-2	195	Jr.	Junior College
34	Adam Hyrcaniuk	C	6-10	230	Jr.	Junior College
45	John Williamson	F	6-6	225	Jr.	Junior College
54	Abdul Herrera	C	6-10	250	So.	— —



# East Carolina

Jan. 20 • 5 pm •  
Greenville

ecupirates.com

## General Information

**Location:** Greenville, N.C.  
**Enrollment:** 23,164  
**Founded:** 1907  
**Colors:** Purple & Gold  
**Conference:** Conference USA  
**Home Arena:** Williams Arena at  
Minges Coliseum (8,000)  
**Chancellor:** Dr. Steve Ballard  
**Athletics Director:** Terry Holland

## Coaching Staff

**Head Coach:** Ricky Stokes  
**Alma Mater:** Virginia, 1984  
**Record/School:** 8-20/1 year  
**Record/Overall:** 54-89/5 years  
**Assistant Coaches:**  
Mack McCarthy (Virginia Tech, 1974)  
Chris Ferguson (Cumberland, 1981)  
Larry Dixon (J.C. Smith, 1996)  
**Office Phone:** 252-737-4592

## Team Information

**2005-06 Record:** 8-20  
**Conference Record:** 2-12/12th  
**Postseason:** None  
**Starters R/L:** 3/2  
**Letterwinners R/L:** 4/11  
**Series vs. UM:** UM leads 4-0  
**Last Meeting:** UM 77, ECU 67  
(1/11/2006)

## Media Information

**Contact:** Jody Jones  
**Email:** jonesjod@ecu.edu  
**Office Phone:** 252-737-4524  
**Home Phone:** 252-215-5623  
**Fax:** 252-737-4528  
**Press Row Phone:** 252-328-0135



Ricky  
Stokes



Jeremy  
Ingram

## 2006-07 Schedule

### November

11 Morgan State  
14 at Richmond  
18 at UNC Greensboro  
21 Limestone  
25 North Carolina Central

### December

2 at Liberty  
5 at UNC Wilmington  
9 USF  
18 at Morgan State  
21 Winthrop  
28 at N.C. State

### January

2 at Wake Forest  
6 Chowan College  
10 at Tulsa  
13 Rice  
17 Tulane  
20 MEMPHIS  
24 at Southern Miss  
27 UAB  
31 at Marshall

### February

3 at Rice  
7 UCF  
10 at Houston  
14 Southern Miss  
17 at SMU  
21 Marshall  
24 UTEP  
28 at Tulane

### March

3 at UCF  
7-10 C-USA Tournament

## 2006-07 Roster

No.	Name	Pos	Ht	Wt	Yr	-05/06 Stats -	
						PPG	RPG
2	James Dillard	G	6-5	190	Fr.		High School
3	Corey Farmer	G	6-3	185	Jr.		Junior College
4	Sam Hinnant	G	6-4	190	So.	10.2	2.9
5	Courtney Captain	G	6-0	185	Sr.	8.9	2.6
12	Taylor Gagnon	F	6-5	210	Jr.	1.5	1.9
15	Jeremy Ingram	G	6-3	185	Jr.	10.3	3.5
22	Darrell Jenkins	G	5-11	175	Jr.		Junior College
23	John Fields	F	6-9	195	Fr.		High School
25	Justin Ramsey	C	6-10	250	Fr.		High School
30	Greyson Sargent	G	6-5	185	Fr.		Prep School
32	Gabe Blair	F	6-8	205	Fr.		High School
33	Chad Wynn	C	6-10	255	Fr.		Prep School
34	Brandon Evans	G	6-1	190	Fr.		High School

# Gonzaga

Feb. 17 • 6 pm •  
Spokane

gozags.com

## General Information

**Location:** Spokane, Wash.  
**Enrollment:** 6,375  
**Founded:** 1887  
**Colors:** Blue, White & Red  
**Conference:** West Coast  
**Home Arena:** McCarthy Athletic  
Center (6,000)  
**President:** Fr. Robert J. Spitzer, S.J.  
**Athletics Director:** Mike Roth

## Coaching Staff

**Head Coach:** Mark Few  
**Alma Mater:** Oregon, 1987  
**Record/School:** 188-41/7 years  
**Record/Overall:** 188-41/7 years  
**Assistant Coaches:**  
Bill Grier (Oregon, 1990)  
Leon Rice (Washington State, 1986)  
Tommy Lloyd (Whitman College, 1998)  
**Office Phone:** 509-323-4218

## Team Information

**2005-06 Record:** 29-4  
**Conference Record:** 14-0/1st  
**Postseason:** NCAA Sweet 16  
**Starters R/L:** 3/2  
**Letterwinners R/L:** 7/7  
**Series vs. UM:** Tied 1-1  
**Last Meeting:** UM 83, GU 72  
(12/27/2005)

## Media Information

**Contact:** Oliver Pierce  
**Email:** pierce@athletics.gonzaga.edu  
**Office Phone:** 509-323-6373  
**Home Phone:** 509-891-7819  
**Fax:** 509-323-5730  
**Press Row Phone:** 509-323-4224



Mark  
Few



Derek  
Raivio

## 2006-07 Schedule

### November

10 Eastern Washington  
14 Rice\*  
15 Baylor/Colorado State\*  
19 Texas-San Antonio  
22-24 NIT Season Tip-Off\*  
26 Idaho  
30 Portland State

### December

2 vs. Texas#  
5 at Washington State  
9 Washington  
16 vs. Georgia^  
21 vs. Duke (New York)  
30 vs. Nevada (Seattle)

### January

3 at Virginia  
6 Loyola Marymount  
8 Pepperdine  
13 at Santa Clara  
15 at Saint Mary's  
22 at Portland  
27 San Francisco  
29 San Diego  
31 at Stanford

### February

3 at Pepperdine  
5 Loyola Marymount  
10 Saint Mary's  
12 Santa Clara  
17 MEMPHIS  
19 Portland  
24 at San Diego  
26 at San Francisco

### March

2-5 WCC Tournament  
\* NIT Season Tip-Off ^ Peach Bowl Classic  
# Hall of Fame Classic, Phoenix

## 2006-07 Roster

No.	Name	Pos	Ht	Wt	Yr	-05/06 Stats -	
						PPG	RPG
2	Jeremy Pargo	G	6-2	215	So.	2.7	2.2
4	Pierre Marie Altidor-Cespedes	G	6-0	181	Jr.	4.2	2.6apg
5	Derek Raivio	G	6-3	175	Sr.	11.1	2.8apg
11	Andrew Sorenson	G	6-2	175	So.		Redshirt
13	Jordan Mast	G	6-2	180	Fr.		Redshirt
15	Matt Bouldin	G	6-5	210	Fr.		High School
20	Larry Gurganious	F	6-5	195	So.	1.5	1.4
22	Micah Downs	G	6-8	180	So.		Transfer
25	David Pendergraft	G	6-6	218	Jr.	3.3	4.0
31	Abdullahi Kuso	F	6-9	220	Jr.		Junior College
32	Sean Mallon	F	6-9	218	Sr.	6.8	4.5
33	David Burgess	F	6-10	265	So.		Transfer
34	Theo Davis	F	6-9	220	Fr.		High School
42	Josh Heytvelt	F	6-11	235	So.	3.6	2.1
45	Will Foster	C	7-3	225	Fr.		High School



# Houston

**Jan. 11 • 8 pm • Houston**  
**Feb. 25 • 1 pm • Memphis**

## General Information

**Location:** Houston, Texas  
**Enrollment:** 35,400  
**Founded:** 1927  
**Colors:** Scarlet & White with Navy Trim  
**Conference:** Conference USA  
**Home Arena:** Hofheinz Pavilion (8,479)  
**President:** Dr. Jay Gogue  
**Athletics Director:** Dave Maggard

## Coaching Staff

**Head Coach:** Tom Penders  
**Alma Mater:** Connecticut, 1967  
**Record/School:** 39-24/2 years  
**Record/Overall:** 566-385/32 years  
**Assistant Coaches:**  
 Melvin Haralson (Auburn, 1989)  
 Kevin Lewis (SMU, 1986)  
 Trey Preston (Texas Lutheran, 1997)  
**Office Phone:** 713-743-9430

## Team Information

**2005-06 Record:** 21-10  
**Conference Record:** 9-5/4th  
**Postseason:** NIT Second Rd.  
**Starters R/L:** 3/2  
**Letterwinners R/L:** 5/8  
**Series vs. UM:** UH leads 13-12  
**Last Meeting:** UM 68, UH 54 (3/10/2006)

## Media Information

**Contact:** Rick Poulter  
**Email:** rpoulter@uh.edu  
**Office Phone:** 713-743-9407  
**Home Phone:** 281-489-7364  
**Fax:** 713-743-9411  
**Press Row Phone:** 713-743-9414

**uhcougars.com**



Tom Penders



Oliver Lafayette

## 2006-07 Schedule

### November

13 at Rhode Island  
 18 Monmouth  
 22 Grambling  
 25 at Saint Louis  
 29 Prairie View A&M

### December

2 at VCU  
 17 at Arizona  
 21 vs. Charlotte\*  
 22 vs. Valparaiso/Creighton\*  
 23 Rainbow Classic\*  
 30 UNLV

### January

3 at Kentucky  
 11 MEMPHIS  
 13 SMU  
 17 at Rice  
 20 at Tulsa  
 24 UCF  
 27 at Marshall  
 29 Saint Louis  
 31 Rice

### February

3 at UTEP  
 7 at SMU  
 10 East Carolina  
 14 South Alabama  
 17 UAB  
 19 at Southern Miss  
 21 Tulane  
 25 AT MEMPHIS  
 28 at UCF

### March

3 UTEP  
 7-10 C-USA Tournament

\* Outrigger Rainbow Classic, Honolulu

## 2006-07 Roster

No.	Name	Pos	Ht	Wt	Yr	- 05/06 Stats -	
						PPG	RPG
1	Dion Dowell	F	6-7	205	Jr.	Transfer	
2	Robert Lee	G	6-3	197	Jr.	Junior College	
3	Robert McKiver	G	6-3	197	Jr.	Junior College	
4	Nick Mosley	C	6-9	210	Fr.	High School	
5	Marcus Malone	G	6-5	215	Jr.	Junior College	
11	Al Jones	G	6-0	155	Fr.	High School	
12	Kyle Hatcher	G	6-2	170	Fr.	High School	
14	Sam Anderson	F	6-5	220	Jr.	4.6	3.2
20	Oliver Lafayette	G	6-2	180	Sr.	15.7	4.1
21	Charlie Jones	G	6-0	165	Jr.	Junior College	
23	Lanny Smith	G	6-3	194	Sr.	12.1	5.4apg
24	Jahmar Thorpe	F	6-6	225	Sr.	9.2	4.7
33	Richard Young	F	6-9	227	Sr.	0.7	1.7
35	Anthony Jones	F	6-6	215	Jr.	Junior College	
42	Tafari Toney	C/F	6-8	241	Jr.	Junior College	

# Jackson State

**Nov. 16 • 7 pm • Memphis**

**jsutigers.com**

## General Information

**Location:** Jackson, Miss.  
**Enrollment:** 8,500  
**Founded:** 1877  
**Colors:** Blue & White  
**Conference:** Southwestern Athletic  
**Home Arena:** Lee E. Williams Athletics Center (8,000)  
**President:** Ronald Mason Jr.  
**Athletics Director:** Robert Braddy

## Coaching Staff

**Head Coach:** Tevester Anderson  
**Alma Mater:** Arkansas AM&N, 1962  
**Record/School:** 42-51/3 years  
**Record/Overall:** 145-103/8 years  
**Assistant Coaches:**  
 Eric Strothers (Jackson State, 1991)  
 Arthur Cheers  
**Office Phone:** 601-979-2416

## Team Information

**2005-06 Record:** 15-17  
**Conference Record:** 10-4/T4th  
**Postseason:** None  
**Starters R/L:** 4/1  
**Letterwinners R/L:** 6/2  
**Series vs. UM:** UM leads 11-1  
**Last Meeting:** UM 97, JSU 70 (11/30/2005)

## Media Information

**Contact:** Aaron Thompson  
**Email:** jsusportsman@yahoo.com  
**Office Phone:** 601-979-2274  
**Fax:** 601-979-2000



Tevester Anderson

## 2006-07 Schedule

### November

10 at Alabama  
 13 at Georgia Tech  
 15 at Illinois  
 16 at Memphis  
 21 at Rutgers\*  
 24-25 Chicagoland Challenge  
 28 at SE Louisiana

### December

2 Bay Classic Invitational  
 4 at Tulsa  
 18 Tougaloo  
 22-23 Sun Bowl Tournament#

### January

2 at Alabama State  
 4 at Alabama A&M  
 6 Alcorn State  
 8 Southern  
 13 at Texas Southern  
 15 at Prairie View  
 20 at Grambling  
 27 Mississippi Valley State  
 29 Arkansas-Pine Bluff

### February

3 at Alcorn State  
 5 at Southern  
 10 Texas Southern  
 12 Prairie View  
 17 Grambling  
 24 at Mississippi Valley State  
 26 at Arkansas-Pine Bluff

### March

1 Alabama State  
 3 Alabama A&M  
 7-10 SWAC Tournament  
 \* Chicagoland Challenge, Piscataway, N.J.  
 # El Paso, Texas

## 2006-07 Roster

No.	Name	Pos	Ht	Wt	Yr	- 05/06 Stats -	
						PPG	RPG
00	Marcus Jones	F	6-8	185	So.	0.1	0.5
1	Charlie White	G	5-11	180	Jr.	7.8	3.2
3	Catraiva Givens	G	5-8	155	Jr.	3.8	1.8
4	Kris Harris	G	6-3	185	So.	0.6	0.3
22	Edwin Jarrow	F	6-6	165	Jr.	0.8	0.9
24	Trey Johnson	G	6-5	218	Sr.	23.5	4.8
34	Julius Young	G	6-6	185	Sr.	9.1	3.6
40	Daniel Ward	F	6-7	225	So.	1.5	1.3
44	Jeremy Caldwell	F	6-8	200	So.	5.2	4.5
	Deshawn Ford	F	6-6	195	Fr.	High School	
	Garrison Johnson	F	6-6	185	Fr.	High School	
	Grant Maxey	F	6-7	180	Fr.	High School	
	Stanley Turner	C	6-11	295	Fr.	High School	
	Carl Henry	G	6-1	180	Fr.	High School	
	Matt North	G	6-2	215	Fr.	High School	
	Kenny Russell	G	6-3	195	Fr.	High School	

Players

Coaches

Preview

Media

History

Review

C-USA

Opponents



# Lamar

Dec. 28 • 7 pm •  
Memphis

## General Information

**Location:** Beaumont, Texas  
**Enrollment:** 10,592  
**Founded:** 1923  
**Colors:** Red & White  
**Conference:** Southland  
**Home Arena:** Montagne Center  
(10,080)  
**President:** Dr. James M. Simmons  
**Athletics Director:** Billy Tubbs

## Coaching Staff

**Head Coach:** Steve Roccaforte  
**Alma Mater:** Lamar, 1989  
**Record/School:** First Year  
**Record/Overall:** First Year  
**Assistant Coaches:**  
Brandon Aldrich (TCU, 1995)  
Kermit Holmes (Oklahoma, 1997)  
Don Skelton (Mississippi College, 1987)  
**Office Phone:** 409-880-8301

## Team Information

**2005-06 Record:** 17-14  
**Conference Record:** 9-7/T4th  
**Postseason:** None  
**Starters R/L:** 2/3  
**Letterwinners R/L:** 5/9  
**Series vs. UM:** UM leads 2-1  
**Last Meeting:** UM 108, LU 83  
(11/28/2005)

## Media Information

**Contact:** Daucy Crizer  
**Email:** crizerdc@hal.lamar.edu  
**Office Phone:** 409-880-8329  
**Cell Phone:** 409-651-0531  
**Fax:** 409-880-2338  
**Press Row Phone:** 409-880-2343

[lamarcardinals.com](http://lamarcardinals.com)



Steve  
Roccaforte



Brandon  
Chappell

## 2006-07 Schedule

### November

11 Texas Southern  
17-19 at Texas A&M Tournament  
22 New Orleans  
25 St. Gregory's

### December

1 at Tulsa  
4 at Oral Roberts  
6 at Rice  
13 BYU  
16 at Wyoming  
20 Northern Illinois  
28 AT MEMPHIS

### January

1 Louisiana College  
6 at Texas-San Antonio  
11 Stephen F. Austin  
13 at Sam Houston State  
18 Central Arkansas  
20 Northwestern State  
27 at McNeese State

### February

1 Nicholls State  
3 at SE Louisiana  
8 at Texas-Arlington  
10 Texas State  
15 at Central Arkansas  
22 Texas A&M-Corpus Christi  
24 McNeese State  
27 at Northwestern State

### March

1 at Nicholls State  
3 SE Louisiana  
6-11 SLC Tournament

## 2006-07 Roster

No.	Name	Pos	Ht	Wt	Yr	-05/06 Stats - PPG RPG
1	Brandon Chappell	G	6-0	172	Sr.	8.0 4.0apg
3	Shane Mahoney	G	6-1	175	Fr.	Prep School
4	Franklin Reed	F/C	6-7	305	Fr.	High School
12	Durand Murray	F	6-7	198	So.	— —
21	Darren Hopkins	G	6-2	175	Jr.	Junior College
22	Terrell Powell	G	6-0	175	Jr.	Junior College
23	Matthew Barrow	G	6-4	185	Jr.	12.3 3.8apg
24	Dee Burchett	G	6-3	200	Sr.	1.8 0.6
31	Currye Todd	G/F	6-4	190	Jr.	Junior College
33	Lamar Sanders	F	6-6	245	Jr.	Junior College
42	James Davis	C	7-1	335	Jr.	Junior College
50	Stephen Musa	C	6-9	250	Jr.	Junior College
52	Coy Custer	C	6-10	235	Fr.	High School
54	John Mertz	F	6-7	230	Jr.	0.7 0.7
55	Lawrence Nwevo	F/C	6-8	260	So.	1.8 2.3

# Manhattan

Dec. 2 • 12 pm •  
Memphis

## General Information

**Location:** Riverdale, N.Y.  
**Enrollment:** 3,400  
**Founded:** 1853  
**Colors:** Kelly Green & White  
**Conference:** Metro Atlantic Athletic  
**Home Arena:** Draddy Gymnasium  
(2,345)  
**President:** Brother Thomas Scanlan, FSC  
**Athletics Director:** Robert Byrnes

## Coaching Staff

**Head Coach:** Barry Rohrssen  
**Alma Mater:** St. Francis, N.Y., 1983  
**Record/School:** First Year  
**Record/Overall:** First Year  
**Assistant Coaches:**  
Ron Ganulin (Long Island, 1968)  
Edgar De La Rosa (St. Francis, N.Y., 1983)  
John Alesi (Baruch, 2004)  
**Office Phone:** 718-862-7180

## Team Information

**2005-06 Record:** 20-11  
**Conference Record:** 14-4/1st  
**Postseason:** NIT Second Rd.  
**Starters R/L:** 3/2  
**Letterwinners R/L:** 7/5  
**Series vs. UM:** Tied 1-1  
**Last Meeting:** MC 88, UM 69  
(12/21/1957)

## Media Information

**Contact:** Michael Antonaccio  
**Email:**  
michael.antonaccio@manhattan.edu  
**Office Phone:** 718-862-7228  
**Cell Phone:** 914-282-5614  
**Fax:** 718-862-8020  
**Press Row Phone:** 718-862-7778

[gojaspers.com](http://gojaspers.com)



Barry  
Rohrssen



Arturo  
Dubois

## 2006-07 Schedule

### November

11 N.J. Institute of Tech.  
14 Wagner  
18 Hofstra  
22 Princeton  
25 Boston University  
30 at Fordham

### December

2 AT MEMPHIS  
8 at Fairfield  
10 Loyola College  
21 at St. Francis, N.Y.  
30 at Long Beach State

### January

2 at Pepperdine  
6 Fairfield  
8 at Canisius  
12 at Iona  
15 at Saint Peter's  
18 Rider  
21 Siena  
24 at Loyola College  
27 Canisius  
30 Marist

### February

2 at Niagara  
6 Saint Peter's  
9 at Rider  
11 Niagara  
14 at Marist  
17 ESPN Bracket Buster  
22 at Siena  
25 Iona

### March

2-5 MAAC Tournament

## 2006-07 Roster

No.	Name	Pos	Ht	Wt	Yr	-05/06 Stats - PPG RPG
00	Franck Traore	F/C	6-8	255	Jr.	0.2 0.4
10	Patrick Bouli	G	6-2	185	Fr.	Prep School
12	Jamel Ferguson	G/F	6-4	190	Fr.	Prep School
14	Antoine Pearson	G	6-2	170	Fr.	High School
21	Guy Ngarndi	C	6-8	220	Sr.	1.3 1.7
23	Devon Austin	F	6-6	200	So.	7.6 3.2
24	Darryl Crawford	G	6-4	185	Fr.	High School
25	Brandon Adams	F	6-6	200	Fr.	Prep School
30	Christian Jackson	G/F	6-4	230	Fr.	Redshirt
32	Darren Johnson	F	6-7	220	Sr.	2.4 2.4
33	Shagari Alleyne	C	7-3	270	Sr.	Transfer
34	Arturo Dubois	F	6-8	240	Jr.	15.0 8.5
55	Laurence Jolicouer	F	6-9	200	Fr.	High School



# Marshall

**Dec. 4 • 7 pm •**  
**Memphis**

**herdzone.com**

## General Information

**Location:** Huntington, W. Va.  
**Enrollment:** 16,531  
**Founded:** 1837  
**Colors:** Green & White  
**Conference:** Conference USA  
**Home Arena:** Cam Henderson Center (9,043)  
**President:** Dr. Stephen J. Kopp  
**Athletics Director:** Bob Marcum

## Coaching Staff

**Head Coach:** Ron Jirsa  
**Alma Mater:** Gettysburg, 1981  
**Record/School:** 30-55/3 years  
**Record/Overall:** 65-85/5 years  
**Assistant Coaches:**  
Bob MacKinnon (Kings College, 1982)  
Josh Postorino (Dayton, 1999)  
Kenny Blakeney (Duke, 1995)  
**Office Phone:** 304-696-6460

## Team Information

**2005-06 Record:** 12-16  
**Conference Record:** 5-9/9th  
**Postseason:** None  
**Starters R/L:** 4/1  
**Letterwinners R/L:** 7/6  
**Series vs. UM:** UM leads 2-1  
**Last Meeting:** UM 91, MU 81 (2/11/2006)

## Media Information

**Contact:** Andy Boggs  
**Email:** boggsa@marshall.edu  
**Office Phone:** 304-696-2418  
**Cell Phone:** 304-416-4803  
**Fax:** 304-696-2325  
**Press Row Phone:** 304-696-3304



Ron Jirsa



Chris Ross

## 2006-07 Schedule

### November

11 UNC Greensboro  
17 Robert Morris  
23 vs. California\*  
24-25 Great Alaska Shootout\*  
29 at Morehead State

### December

2 at Ohio  
4 AT MEMPHIS  
13 Wright State  
16 at Princeton  
22 Bowling Green  
30 Virginia Tech

### January

3 Ohio  
6 at George Washington  
10 at UTEP  
13 UCF  
17 Tulsa  
20 at Tulane  
24 vs. West Virginia (Charleston, W. Va.)  
27 Houston  
31 East Carolina

### February

3 UAB  
7 at Tulsa  
10 at UCF  
14 SMU  
17 Tulane  
21 at East Carolina  
24 at UAB  
28 Rice

### March

3 at Southern Miss  
7-10 C-USA Tournament

\* Great Alaska Shootout

## 2006-07 Roster

No.	Name	Pos	Ht	Wt	Yr	- 05/06 Stats -	PPG	RPG
0	Daryl Merthie	G	6-0	190	So.	Walk-on		
1	Chris Ross	G	6-1	180	Sr.		6.1	3.5
3	Travis Aikens	G/F	6-4	190	Sr.		8.6	4.5
4	Markel Humphrey	F	6-5	215	So.		7.5	5.1
5	Chris Williams	F	6-2	210	Jr.	Junior College		
14	Tre Whitted	G	6-4	200	Sr.		7.0	3.6
15	Robbie Jackson	C	7-0	265	Fr.	Prep School		
21	Jean Francois Bro Grebe	F/C	6-9	230	Jr.		1.9	0.9
25	Adam Williams	G	6-4	200	So.	Transfer		
32	Tyler Wilkerson	F	6-8	240	Fr.	High School		
34	Mark Dorris	G	6-2	195	Jr.		5.5	3.0
43	Jesse Oglesby	C	6-10	235	So.		0.3	0.4

# Middle Tennessee

**Dec. 23 • 12 pm •**  
**Memphis**

**goblueraiders.com**

## General Information

**Location:** Murfreesboro, Tenn.  
**Enrollment:** 22,864  
**Founded:** 1911  
**Colors:** Royal Blue & White  
**Conference:** Sun Belt  
**Home Arena:** Murphy Center (11,520)  
**President:** Dr. Sidney McPhee  
**Athletics Director:** Chris Massaro

## Coaching Staff

**Head Coach:** Kermit Davis  
**Alma Mater:** Mississippi State, 1982  
**Record/School:** 68-50/4 years  
**Record/Overall:** 139-100/8 years  
**Assistant Coaches:**  
Thomas Johnson (Montevallo, 1977)  
Artie Pepelea (Wis.-Parkside, 1994)  
Al Pinkins (N.C. State, 1998)  
**Office Phone:** 615-898-2916

## Team Information

**2005-06 Record:** 16-12  
**Conference Record:** 8-6/2nd East  
**Postseason:** None  
**Starters R/L:** 3/2  
**Letterwinners R/L:** 6/4  
**Series vs. UM:** UM leads 25-14  
**Last Meeting:** UM 83, MTSU 50 (1/4/2006)

## Media Information

**Contact:** Tony Stinnett  
**Email:** stinnett@goblueraiders.com  
**Office Phone:** 615-904-8209  
**Cell Phone:** 615-631-9521  
**Fax:** 615-898-2626  
**Press Row Phone:** 615-898-2807



Kermit Davis



Adam Vogelsberg

## 2006-07 Schedule

### November

10 at Tennessee  
13 Cumberland  
17-20 Paradise Jam\*  
27 Belmont  
30 Indiana State

### December

4 Tennessee State  
17 Louisiana-Monroe  
20 at Austin Peay  
23 AT MEMPHIS  
28 Western Kentucky  
31 at Florida International

### January

2 at South Alabama  
6 Troy  
10 at Florida Atlantic  
13 at New Orleans  
17 Arkansas State  
20 at Arkansas-Little Rock  
25 at North Texas  
27 Louisiana-Lafayette  
29 at South Dakota State

### February

1 Denver  
3 South Alabama  
8 at Louisiana-Monroe  
10 at Western Kentucky  
15 Florida International  
22 at Troy  
24 Florida Atlantic  
28 SBC Tournament

### March

3-6 SBC Tournament  
\* St. Thomas, Virgin Islands

## 2006-07 Roster

No.	Name	Pos	Ht	Wt	Yr	- 05/06 Stats -	PPG	RPG
4	Calvin O'Neil	G	6-4	190	So.		2.1	1.6
5	Kevin Kanaskie	G	6-2	190	So.		3.9	2.3
11	Nigel Johnson	G	6-2	185	So.	Junior College		
15	Adam Vogelsberg	G	6-4	195	Sr.		12.4	2.4
21	Dino Hair	F	6-9	200	Fr.	Redshirt		
22	Darren Avery	G	6-3	200	Fr.	Redshirt		
23	Demetrius Green	G	6-4	190	Jr.	Junior College		
24	Tim Blue	F	6-9	215	Jr.		9.3	4.5
25	Marques Dawson	G	6-5	186	Jr.	Redshirt		
31	Desmond Yates	F	6-7	220	Fr.	Redshirt		
35	Jay Ivey	F/C	6-8	225	Fr.	High School		
44	Kyle Young	F/C	6-10	220	Sr.		8.7	5.4
45	Theryn Hudson	C	6-10	235	So.		3.6	2.1



# Ole Miss

**Dec. 9 • 12 pm •**  
**Memphis**

## General Information

**Location:** Oxford, Miss.  
**Enrollment:** 17,325  
**Founded:** 1848  
**Colors:** Cardinal Red & Navy Blue  
**Conference:** Southeastern  
**Home Arena:** C.M. "Tad" Smith Coliseum (8,700)  
**Chancellor:** Dr. Robert C. Khayat  
**Athletics Director:** Pete Boone

## Coaching Staff

**Head Coach:** Andy Kennedy  
**Alma Mater:** UAB, 1991  
**Record/School:** First Year  
**Record/Overall:** 21-13/1 year  
**Assistant Coaches:**  
Michael White (Ole Miss, 2000)  
Owen Miller (Mississippi College, 1994)  
Torrey Ward (UAB, 2001)  
**Office Phone:** 662-915-7534

## Team Information

**2005-06 Record:** 14-16  
**Conference Record:** 4-12/T5th West  
**Postseason:** None  
**Starters R/L:** 4/1  
**Letterwinners R/L:** 9/4  
**Series vs. UM:** UM leads 25-11  
**Last Meeting:** UM 72, OM 49 (12/17/2005)

## Media Information

**Contact:** Kyle Campbell  
**Email:** ekcampbe@olemiss.edu  
**Office Phone:** 662-915-7544  
**Cell Phone:** 662-816-7544  
**Fax:** 662-915-7006  
**Press Row Phone:** 662-236-1931

**olemisssports.com**



Andy Kennedy



Todd Abernethy

## 2006-07 Schedule

### November

10 Mississippi Valley State  
14 Louisiana-Lafayette  
17 vs. Fairfield\*  
18 vs. Central Arkansas\*  
19 at Connecticut\*  
22 Tennessee Tech  
24 Nicholls State  
30 New Orleans

### December

9 AT MEMPHIS  
12 Louisiana-Monroe  
16 at South Alabama  
19 UIC  
22 Alabama A&M  
30 at Saint Louis

### January

6 Kentucky  
10 at Mississippi State  
13 Arkansas  
17 at LSU  
20 at Florida  
24 Tennessee  
27 at Vanderbilt  
30 Mississippi State

### February

3 at Auburn  
10 Alabama  
14 LSU  
17 at Arkansas  
21 Georgia  
24 at South Carolina  
28 at Alabama

### March

3 Auburn  
8-11 SEC Tournament

\*Hispanic College Fund, Hartford, Conn.

## 2006-07 Roster

No.	Name	Pos	Ht	Wt	Yr	-05/06 Stats -	
						PPG	RPG
1	Rodney Jones	G	6-3	190	Fr.	High School	
3	Brian Smith	G	5-11	170	Jr.	2.2	1.0
10	Todd Abernethy	G	6-1	190	Sr.	8.6	2.9apg
12	Clarence Sanders	G	6-1	180	Sr.	9.1	1.7apg
14	Eniel Polynice	G	6-5	200	Fr.	High School	
20	Bam Doyne	G	6-4	180	Sr.	9.0	4.0
21	Xavier Hansbro	F	6-9	230	So.	2.0	1.1
22	Patrick Spach	G	6-1	165	So.	0.5	0.5
23	Andy Ogide	F	6-8	225	Fr.	High School	
24	Justin Cerasoli	G	6-5	185	So.	Transfer	
25	Trey Hampton	F	6-8	225	So.	4.5	2.2
32	Jermey Parnell	F/C	6-8	245	Jr.	4.8	2.9
44	Dwayne Curtis	C	6-8	280	Jr.	13.6	7.6
50	Kenny Williams	F	6-8	240	Jr.	Junior College	

# Rice

**Feb. 22 • 6 pm •**  
**Memphis**

## General Information

**Location:** Houston, Texas  
**Enrollment:** 4,785  
**Founded:** 1891  
**Colors:** Blue & Gray  
**Conference:** Conference USA  
**Home Arena:** Autry Court (5,000)

**President:** David W. Leebron  
**Athletics Director:** Chris Del Conte

## Coaching Staff

**Head Coach:** Willis Wilson  
**Alma Mater:** Rice, 1982  
**Record/School:** 200-203/14 years  
**Record/Overall:** 200-203/14 years  
**Assistant Coaches:**  
Marty Gross (Jacksonville, 1977)  
Todd Smith (Valparaiso, 1989)  
Marty Gillespie (Iowa State, 1979)  
**Office Phone:** 713-348-4075

## Team Information

**2005-06 Record:** 12-16  
**Conference Record:** 6-8/T6th  
**Postseason:** None  
**Starters R/L:** 3/2  
**Letterwinners R/L:** 10/4  
**Series vs. UM:** UM leads 3-0  
**Last Meeting:** UM 84, RU 79 (2/4/2006)

## Media Information

**Contact:** Jay Jameson  
**Email:** jj7473@rice.edu  
**Office Phone:** 713-348-8874  
**Cell Phone:** 614-354-9422  
**Fax:** 713-348-6019  
**Press Row Phone:** 713-348-5638

**riceowls.com**



Willis Wilson



Morris Almond

## 2006-07 Schedule

### November

11 Paul Quinn College  
14 vs. Gonzaga\*  
15 vs. Baylor/Colorado St.\*  
18 North Texas  
20 Oregon  
22-24 NIT Season Tip-Off#  
25 at Utah

### December

2 Texas-Permian Basin  
6 Lamar  
20 Prairie View A&M  
28 vs. Belmont^  
29 vs. St. Mary's/WCU^

### January

2 Vanderbilt  
6 at Princeton  
10 Tulane  
13 at East Carolina  
17 Houston  
20 at UCF  
24 UTEP  
27 at Tulane  
31 at Houston

### February

3 East Carolina  
7 Southern Miss  
10 at SMU  
14 at UAB  
17 UCF  
22 AT MEMPHIS  
24 SMU  
28 at Marshall

### March

3 Tulsa  
7-10 C-USA Tournament

\*NIT Season Tip-Off, Spokane, Wash.  
# New York, N.Y. ^ Saint Mary's Classic

## 2006-07 Roster

No.	Name	Pos	Ht	Wt	Yr	-05/06 Stats -	
						PPG	RPG
1	Chris Hagan	G	5-9	165	Fr.	High School	
3	Chris Szalay	G	5-10	165	So.	1.3	0.3
4	Matt Hagen	C	6-10	230	So.	0.7	1.0
5	Lorenzo Williams	G	6-1	165	Sr.	10.5	6.1apg
12	Mauris Craciun	F	6-8	230	Jr.	Junior College	
13	Paulius Packevicius	F	6-9	230	Jr.	2.7	2.0
15	Jonathan Bailey	G	6-3	195	So.	Transfer	
21	Rodney Foster	G	6-1	185	So.	4.3	1.6
22	Morris Almond	G	6-6	215	Sr.	21.9	5.8
30	Charles Belton	G	6-4	185	Fr.	High School	
31	Greg Killings	C	6-10	240	Sr.	1.8	2.4
32	Cory Pflieger	G	6-2	175	So.	3.3	1.5
33	Lawrence Ghoram	G	6-5	195	Fr.	High School	
41	Patrick Britton	F	6-8	200	Jr.	5.6	5.5
43	Aleks Perka	F	6-8	205	So.	1.4	1.2



# SMU

**Feb. 3 • 11 am • Memphis**  
**Mar. 3 • 8:30 pm • Dallas**

## General Information

**Location:** Dallas, Texas  
**Enrollment:** 10,901  
**Founded:** 1911  
**Colors:** Red & Blue  
**Conference:** Conference USA  
**Home Arena:** Moody Coliseum (8,998)  
**President:** R. Gerald Turner  
**Athletics Director:** Steve Orsini

## Coaching Staff

**Head Coach:** Matt Doherty  
**Alma Mater:** North Carolina, 1984  
**Record/School:** First Year  
**Record/Overall:** 9-71/5 years  
**Assistant Coaches:**  
 Mike Garland (Northern Michigan, 1977)  
 Lance Irvin (Idaho, 1992)  
 Steve Lutz (Texas Lutheran, 1995)  
**Office Phone:** 214-768-3501

## Team Information

**2005-06 Record:** 13-16  
**Conference Record:** 4-10/10th  
**Postseason:** None  
**Starters R/L:** 4/1  
**Letterwinners R/L:** 10/3  
**Series vs. UM:** UM leads 2-1  
**Last Meeting:** UM 73, SMU 53 (1/14/2006)


## Media Information

**Contact:** Herman Hudson  
**Email:** hermanh@smu.edu  
**Office Phone:** 214-768-1304  
**Cell Phone:** 214-924-0358  
**Fax:** 214-768-2044  
**Press Row Phone:** 214-768-7742

**smumustangs.com**



Matt Doherty



Bamba Fall

## 2006-07 Schedule

### November

12 vs. Illinois State\*  
 13 vs. McNeese State\*  
 14 at Florida State\*  
 18 Dayton  
 22 Louisiana-Monroe  
 27 Paul Quinn College

### December

3 Texas College  
 13 Prairie View A&M  
 16 at Centenary  
 21 at TCU  
 28 at Oklahoma  
 30 North Carolina A&T

### January

4 Texas-Pan American  
 6 Brown  
 10 Southern Miss  
 13 at Houston  
 17 at UCF  
 20 UTEP  
 24 Tulane  
 27 at Tulsa  
 31 at UAB

### February

3 AT MEMPHIS  
 7 Houston  
 10 Rice  
 14 at Marshall  
 17 East Carolina  
 21 at UTEP  
 24 at Rice  
 28 Tulsa

### March

3 MEMPHIS  
 7-10 C-USA Tournament  
 \* Colonial Classic, Tallahassee, Fla.

## 2006-07 Roster

No.	Name	Pos	Ht	Wt	Yr	- 05/06 Stats -	PPG	RPG
0	Paulius Ritter	F	6-7	255	Jr.	1.3	1.3	
2	Devon Pearson	F	6-6	225	Sr.	10.6	8.3	
3	Dez Willingham	G	6-0	180	Jr.	9.6	2.6	apg
10	Ike Ofoegbu	F	6-9	215	Sr.	3.8	3.0	
12	Jon Killen	G	6-4	195	Jr.	2.0	1.0	
15	Derrick Roberts	G	6-4	190	Jr.	10.7	3.6	
21	Bamba Fall	C	7-1	200	So.	5.8	4.1	
23	Matt Williams	G	6-2	180	So.	0.0	0.0	
25	Donatas Rackauskas	F/C	6-11	240	Sr.	6.2	4.7	
33	Cameron Spencer	F	6-8	220	Fr.	High School		
34	Brian Epps	G/F	6-5	225	Sr.	3.2	1.2	

# Southern Miss

**Jan. 13 • 4 pm • Hattiesburg**  
**Jan. 27 • 12 pm • Memphis**

## General Information

**Location:** Hattiesburg, Miss.  
**Enrollment:** 16,050  
**Founded:** 1910  
**Colors:** Black & Gold  
**Conference:** Conference USA  
**Home Arena:** Reed Green Coliseum (8,095)  
**President:** Shelby F. Thames  
**Athletics Director:** Richard Giannini

## Coaching Staff

**Head Coach:** Larry Eustachy  
**Alma Mater:** Long Beach State, 1979  
**Record/School:** 21-38/2 years  
**Record/Overall:** 281-183/16 years  
**Assistant Coaches:**  
 Steve Barnes (Azusa Pacific, 1980)  
 Nate Loenser (Iowa State, 2002)  
 Ricky Wilson (Idaho, 1994)  
**Office Phone:** 601-266-6355

## Team Information

**2005-06 Record:** 10-21  
**Conference Record:** 3-11/11th  
**Postseason:** None  
**Starters R/L:** 1/4  
**Letterwinners R/L:** 4/6  
**Series vs. UM:** UM leads 51-23  
**Last Meeting:** UM 80, USM 41 (2/14/2006)

## Media Information

**Contact:** Jack Duggan  
**Email:** jack.duggan@usm.edu  
**Office Phone:** 601-266-4503  
**Cell Phone:** 985-414-1118  
**Fax:** 601-266-4507  
**Press Row Phone:** 601-266-5428

**southernmiss.com**



Larry Eustachy



Courtney Beasley

## 2006-07 Schedule

### November

11 Belhaven  
 16 Tennessee Martin  
 18 Alabama State  
 22 Spring Hill  
 30 Sam Houston State

### December

2 Savannah State  
 6 Southern-New Orleans  
 16 vs. Alabama (Mobile, Ala.)  
 19 Reinhardt  
 23 at Bradley  
 28 McNeese State

### January

2 Auburn  
 6 at Savannah State  
 10 at SMU  
 13 MEMPHIS  
 17 at UTEP  
 20 at UAB  
 24 East Carolina  
 27 AT MEMPHIS  
 31 UTEP

### February

3 Tulane  
 7 at Rice  
 10 Tulsa  
 14 at East Carolina  
 19 Houston  
 21 at UCF  
 24 at Tulane  
 28 UAB

### March

3 Marshall  
 7-10 C-USA Tournament

## 2006-07 Roster

No.	Name	Pos	Ht	Wt	Yr	- 05/06 Stats -	PPG	RPG
1	Courtney Beasley	G	6-3	210	So.	10.7	3.8	
2	DeWayne Green	G	5-11	165	Jr.	Junior College		
3	Jeremy Wise	G	6-2	165	Fr.	Prep School		
10	Bryson Brewer	G	6-3	175	Fr.	High School		
11	Kyle LaMonte	G	6-3	185	Sr.	4.9	2.2	apg
12	Josh Barnes	G	6-2	180	Fr.	High School		
14	Sai'Quon Stone	G	6-6	205	Fr.	Prep School		
15	Donatas Visockis	C	6-10	220	So.	0.9	1.2	
23	Craig Craft	G	6-3	175	So.	5.7	2.9	
24	Jarvis Hill	G	6-2	185	Fr.	High School		
31	Maros Zuffa	G	6-5	180	Fr.	High School		
32	Andre Stephens	F	6-8	225	Fr.	High School		
40	Demar Dotson	F/C	6-9	225	Jr.	Junior College		
50	Gjio Bain	C	7-0	225	Jr.	Junior College		



# Tennessee

**Dec. 6 • 8 pm •  
Knoxville**

## General Information

**Location:** Knoxville, Tenn.  
**Enrollment:** 25,244  
**Founded:** 1794  
**Colors:** Orange & White  
**Conference:** Southeastern  
**Home Arena:** Thompson-Boling  
Arena (24,535)  
**President:** Dr. John Petersen  
**Athletics Director:** Mike Hamilton

## Coaching Staff

**Head Coach:** Bruce Pearl  
**Alma Mater:** Boston College, 1982  
**Record/School:** 22-8/1 year  
**Record/Overall:** 339-92/14 years  
**Assistant Coaches:**  
Tony Jones (Concordia Univ., 1993)  
Steve Forbes (Southern Arkansas, 1988)  
Jason Shay (Iowa, 1995)  
**Office Phone:** 865-974-1206

## Team Information

**2005-06 Record:** 22-8  
**Conference Record:** 12-4/1st East  
**Postseason:** NCAA Second Rd.  
**Starters R/L:** 2/3  
**Letterwinners R/L:** 5/5  
**Series vs. UM:** UT leads 10-7  
**Last Meeting:** UM 88, UT 79  
(1/18/2006)

## Media Information

**Contact:** Craig Pinkerton  
**Email:** craig@tennessee.edu  
**Office Phone:** 865-974-1212  
**Cell Phone:** 865-414-1167  
**Fax:** 865-974-1269  
**Press Row Phone:** 865-544-0789

**utsports.com**



Bruce  
Pearl



Chris  
Lofton

## 2006-07 Schedule

### November

10 Middle Tennessee  
13 vs. Fordham\*  
14 vs. Belmont/UNCW\*  
19 Coppin State  
22-24 NIT Season Tip-Off#  
27 at Louisiana-Lafayette

### December

1 Murray State  
6 MEMPHIS  
16 Western Kentucky  
18 vs. Oklahoma State  
(Nashville, Tenn.)  
23 Texas  
28 Tennessee Tech  
30 East Tennessee State

### January

7 Mississippi State  
10 at Vanderbilt  
13 at Ohio State  
17 at Auburn  
20 South Carolina  
24 at Ole Miss  
28 at Kentucky  
31 Georgia

### February

3 at Florida  
6 LSU  
10 Vanderbilt  
13 Kentucky  
17 at South Carolina  
21 Alabama  
24 at Arkansas  
27 Florida

### March

3 at Georgia  
8-11 SEC Tournament  
\* NIT Season Tip-Off, Nashville, Tenn.  
# New York, N.Y.

## 2006-07 Roster

No.	Name	Pos	Ht	Wt	Yr	- 05/06 Stats -	
						PPG	RPG
2	JaJuan Smith	G	6-2	190	Jr.	9.5	3.1
3	Marques Johnson	G	6-5	200	Fr.	High School	
4	Wayne Chism	F	6-9	230	Fr.	High School	
5	Chris Lofton	G	6-2	197	Jr.	17.2	3.5
12	Ramar Smith	G	6-2	200	Fr.	High School	
13	Tony Passley	F	6-5	195	So.	Junior College	
15	Jordan Howell	G	6-3	188	Jr.	1.9	0.7apg
21	Justin Jackson	G	5-11	165	So.	0.0	0.8
22	Steven Pearl	F	6-5	220	Fr.	High School	
23	Dane Bradshaw	G	6-4	200	Sr.	7.1	5.4
24	Tanner Wild	G	6-0	165	So.	0.0	0.3
25	Josh Tabb	G	6-4	190	Fr.	Prep School	
30	Ben Bosse	F	6-7	190	So.	0.3	0.2
34	Ryan Childress	F	6-9	250	So.	1.2	1.2
32	Duke Crews	F	6-7	235	Fr.	High School	

# Tulane

**Feb. 10 • 7 pm •  
Memphis**

## General Information

**Location:** New Orleans, La.  
**Enrollment:** 10,318  
**Founded:** 1834  
**Colors:** Olive Green & Sky Blue  
**Conference:** Conference USA  
**Home Arena:** Fogelman Arena  
(3,600)

**President:** Dr. Scott S. Cowen  
**Athletics Director:** Rick Dickson

## Coaching Staff

**Head Coach:** Dave Dickerson  
**Alma Mater:** Maryland, 1989  
**Record/School:** 12-17/1 year  
**Record/Overall:** 12-17/1 year  
**Assistant Coaches:**  
Benjy Taylor (Richmond, 1989)  
William Small (Belhaven, 1993)  
Andrew Novick (Univ. of Chicago, 1999)  
**Office Phone:** 504-865-5505

## Team Information

**2005-06 Record:** 12-17  
**Conference Record:** 6-8/T6th  
**Postseason:** None  
**Starters R/L:** 4/1  
**Letterwinners R/L:** 8/2  
**Series vs. UM:** UM leads 3-0  
**Last Meeting:** UM 105, TLN 65  
(2/18/2006)

## Media Information

**Contact:** Roger Dunaway  
**Email:** roger@tulane.edu  
**Office Phone:** 504-862-8240  
**Cell Phone:** 504-452-2906  
**Fax:** 504-865-5379  
**Press Row Phone:** 504-862-8122

**tulanegreenwave.com**



Dave  
Dickerson



David  
Gomez

## 2006-07 Schedule

### November

10 Butler  
14 New Orleans  
18 Charleston Southern  
21 Loyola, La.  
25 at Indiana State  
28 Huston-Tillotson College

### December

2 LSU  
6 Buffalo  
9 at TCU  
22 Arkansas-Pine Bluff  
28 at Richmond

### January

1 at New Orleans  
10 at Rice  
13 UAB  
17 at East Carolina  
20 Marshall  
24 at SMU  
27 Rice  
31 Tulsa

### February

3 at Southern Miss  
7 UTEP  
10 AT MEMPHIS  
14 UCF  
17 at Marshall  
21 at Houston  
24 Southern Miss  
28 East Carolina

### March

3 at UAB  
7-10 C-USA Tournament

## 2006-07 Roster

No.	Name	Pos	Ht	Wt	Yr	- 05/06 Stats -	
						PPG	RPG
1	Kevin Sims	G	5-10	160	Fr.	High School	
3	Chris Moore	G/F	6-5	182	Sr.	9.0	2.7
4	Asim McQueen	F	6-7	220	Fr.	High School	
5	Donnie Stith	F	6-6	205	Jr.	6.3	5.1
11	Ryan Williams	G	6-2	180	So.	4.7	2.9apg
20	Andrew Garcia	G	6-2	195	Sr.	5.4	4.2
21	David Gomez	F/C	6-7	225	Jr.	11.9	4.8
22	Kory Castine	F	6-8	265	Sr.	1.7	1.6
23	Johnny Mayhane	F	6-5	185	Fr.	High School	
24	Eric Vianney	G	6-2	205	So	Transfer	
25	Matt Wheaton	G/F	6-5	205	Jr.	5.4	2.6
44	Daniel Puckett	F	6-7	190	So.	1.8	2.0
45	Robinson Louisme	F/C	6-7	250	Jr.	Redshirt	

Opponents <

C-USA <

Review <

History <

Media <

Preview <

Coaches <

Players



# Tulsa

**Jan. 24 • 7 pm • Memphis**  
**Feb. 14 • 7 pm • Tulsa**

## General Information

**Location:** Tulsa, Okla.  
**Enrollment:** 4,100  
**Founded:** 1894  
**Colors:** Old Gold, Royal Blue & Crimson  
**Conference:** Conference USA  
**Home Arena:** Donald W. Reynolds Center (8,355)  
**President:** Dr. Steadman Upham  
**Athletics Director:** Bubba Cunningham

## Coaching Staff

**Head Coach:** Doug Wojcik  
**Alma Mater:** U.S. Naval Academy, 1987  
**Record/School:** 11-17/1 year  
**Record/Overall:** 11-17/1 year  
**Assistant Coaches:**  
 Hassan Booker (U.S. Naval Academy, 1998)  
 David Cason (Illinois State, 1996)  
 Dave Wojcik (Loyola, Md., 1991)  
**Office Phone:** 918-631-3132

## Team Information

**2005-06 Record:** 11-17  
**Conference Record:** 6-8/T6th  
**Postseason:** None  
**Starters R/L:** 4/1  
**Letterwinners R/L:** 7/4  
**Series vs. UM:** TU leads 12-10  
**Last Meeting:** UM 78, TLS 67 (2/25/2006)

## Media Information

**Contact:** Don Tomkalski  
**Email:** donald-tomkalski@utulsa.edu  
**Office Phone:** 918-631-3200  
**Cell Phone:** 918-640-0683  
**Fax:** 918-631-3913  
**Press Row Phone:** 918-631-5400/5401

**tulsahurricane.com**



Doug Wojcik



Charles Ramsdell

## 2006-07 Schedule

### November

15 St. Gregory's  
 18 Arkansas-Little Rock  
 21 at North Texas  
 25 Cal State Northridge  
 28 Oral Roberts

### December

1 Lamar  
 4 Jackson State  
 10 Southern Arkansas  
 16 Prairie View A&M  
 21 vs. Oklahoma (Oklahoma City, Okla.)  
 23 Eastern Michigan

### January

2 at Arkansas  
 6 Texas-Pan American  
 10 East Carolina  
 13 UTEP  
 17 at Marshall  
 20 Houston  
 24 AT MEMPHIS  
 27 SMU  
 31 at Tulane

### February

3 at UCF  
 7 Marshall  
 10 at Southern Miss  
 14 MEMPHIS  
 17 at UTEP  
 21 UAB  
 24 UCF  
 28 at SMU

### March

3 at Rice  
 7-10 C-USA Tournament

## 2006-07 Roster

No.	Name	Pos	Ht	Wt	Yr	-05/06 Stats - PPG	RPG
1	Ben Uzoh	G	6-3	185	Fr.	High School	
2	Mark Hill	G	5-10	175	Fr.	Prep School	
4	Calvin Walls	F	6-7	235	Jr.	Junior College	
5	Brett McDade	G	6-0	170	Jr.	10.1	2.8
10	Joey Kieval	G	6-1	170	Fr.	Redshirt	
12	Bishop Wheatley	F	6-6	210	So.	2.4	2.2
13	Kyle Young	F	6-6	214	So.	0.6	0.6
15	Darold Crow	F	6-7	218	So.	9.6	4.2
22	Jamel McLean	F	6-8	230	Fr.	High School	
23	Jerome Jordan	C	6-11	220	Fr.	High School	
33	Roderick Earls	G	6-2	194	Jr.	Redshirt	
41	Charles Ramsdell	F	6-10	219	Sr.	9.0	6.2
42	Sean Coleman	F	6-8	205	Fr.	Redshirt	
45	Sam Mitchell	C	6-9	235	So.	2.7	2.1
53	Ray Reese II	G/F	6-5	215	So.	6.1	3.1

# UAB

**Jan. 16 • 8 pm • Memphis**  
**Feb. 8 • 8 pm • Birmingham**

## General Information

**Location:** Birmingham, Ala.  
**Enrollment:** 16,693  
**Founded:** 1969  
**Colors:** Forest Green & Old Gold  
**Conference:** Conference USA  
**Home Arena:** Bartow Arena (8,500)  
**President:** Dr. Carol Z. Garrison  
**Athletics Director:** Richard Margison

## Coaching Staff

**Head Coach:** Mike Davis  
**Alma Mater:** Thomas Edison, 1995  
**Record/School:** First Year  
**Record/Overall:** 115-79/6 years  
**Assistant Coaches:**  
 Tracy Dildy (Illinois-Chicago, 1991)  
 Donnie Marsh (Franklin & Marshall, 1979)  
 Kerry Rupp (Southern Utah, 1977)  
**Office Phone:** 205-934-3402

## Team Information

**2005-06 Record:** 24-7  
**Conference Record:** 12-2/2nd  
**Postseason:** NCAA First Rd.  
**Starters R/L:** 3/2  
**Letterwinners R/L:** 6/6  
**Series vs. UM:** UM leads 22-10  
**Last Meeting:** UM 57, UAB 46 (3/11/2006)


## Media Information

**Contact:** Aaron Jordan  
**Email:** jordana@uab.edu  
**Office Phone:** 205-934-0722  
**Cell Phone:** 205-410-3134  
**Fax:** 205-934-7505  
**Press Row Phone:** 205-934-0720

**uabsports.com**



Mike Davis



Wen Mukubu

## 2006-07 Schedule

### November

10 vs. Washington State\*  
 11 vs. Radford\*  
 12 at UW-Milwaukee\*  
 18 at Wyoming  
 22 Wyoming  
 28 at Western Kentucky

### December

2 at Cincinnati  
 5 Minnesota  
 9 DePaul  
 16 at VCU  
 18 at Old Dominion  
 23 Winston-Salem State  
 27 USF  
 30 vs. Florida^

### January

6 at UTEP  
 10 UCF  
 13 at Tulane  
 16 at Memphis  
 20 Southern Miss  
 27 at East Carolina  
 31 SMU

### February

3 at Marshall  
 8 Memphis  
 10 UTEP  
 14 Rice  
 17 at Houston  
 21 at Tulsa  
 24 Marshall  
 28 at Southern Miss

### March

3 Tulane  
 7-10 C-USA Tournament

\* John Thompson Foundation Challenge  
 ^ Orange Bowl Classic, Miami, Fla.

## 2006-07 Roster

No.	Name	Pos	Ht	Wt	Yr	-05/06 Stats - PPG	RPG
1	Maurice Gibbs	G	6-2	200	Sr.	2.9	0.6
4	Paul Delaney III	G	6-2	200	Jr.	8.7	3.4
11	Andre White	G	5-11	180	Jr.	Junior College	
12	Tyler Marsh	G	5-10	171	Fr.	High School	
15	Frank Holmes	F	6-9	210	Jr.	6.5	4.8
20	Robert Vaden	G/F	6-5	225	Jr.	Transfer	
21	Lawrence Kinnard	F	6-8	210	So.	6.0	2.7
22	Mike Davis Jr.	G	6-3	185	Jr.	Junior College	
23	Taurus Dortch	G	6-2	185	Fr.	High School	
24	Wen Mukubu	G/F	6-5	215	Sr.	9.3	3.3
31	Jeremy Mayfield	F/C	6-10	240	Fr.	High School	
32	Howard Crawford	F	6-8	200	Fr.	High School	
33	Curtis Nickson	C	6-9	245	Fr.	High School	
42	Walter Sharpe	F	6-9	235	So.	Transfer	
45	Roderick Ollie	F	6-5	220	So.	1.9	0.9



UCF

**Jan. 31 • 6:30 pm •**  
**Orlando**

### General Information

**Location:** Orlando, Fla.  
**Enrollment:** 47,000  
**Founded:** 1963  
**Colors:** Black & Gold  
**Conference:** Conference USA  
**Home Arena:** UCF Arena  
(5,100)  
**President:** Dr. John C. Hitt  
**Athletics Director:** Keith R. Tribble

### Coaching Staff

**Head Coach:** Kirk Speraw  
**Alma Mater:** Iowa, 1980  
**Record/School:** 209-178/13 years  
**Record/Overall:** 291-199/16 years  
**Assistant Coaches:**  
Mike Jaskulski (St. Norbert, 1976)  
Craig Brown (Florida, 1995)  
Dwight Evans (B'ham-Southern, 1985)  
**Office Phone:** 407-823-5805

### Team Information

**2005-06 Record:** 14-15  
**Conference Record:** 7-7/5th  
**Postseason:** None  
**Starters R/L:** 3/2  
**Letterwinners R/L:** 8/4  
**Series vs. UM:** UM leads 4-0  
**Last Meeting:** UM 94, UCF 61  
(1/28/2006)

### Media Information

**Contact:** Doug Richards  
**Email:** dorichar@mail.ucf.edu  
**Office Phone:** 407-823-2142  
**Cell Phone:** 407-405-5823  
**Fax:** 407-823-5266  
**Press Row Phone:** 407-823-2477

**ucfathletics.com**



Kirk  
Speraw



Josh  
Peppers

### 2006-07 Schedule

#### November

15 Rollins  
18 Stetson  
21 Bethune-Cookman  
24 Florida Tech  
27 Jacksonville

#### December

9 Florida Atlantic  
19 vs. Utah\*  
20 vs. Appalachian St./Virginia\*  
21 San Juan Shootout\*  
29 N.J. Institute of Tech.#  
30 James Madison/Texas-Pan American#

#### January

3 at Colorado  
6 at South Dakota State  
10 at UAB  
13 at Marshall  
17 SMU  
20 Rice  
24 at Houston  
27 at UTEP  
31 MEMPHIS

#### February

3 Tulsa  
7 at East Carolina  
10 Marshall  
14 at Tulane  
17 at Rice  
21 Southern Miss  
24 at Tulsa  
28 Houston

#### March

3 East Carolina  
7-10 C-USA Tournament

\* San Juan Shootout  
# UCF Holiday Classic

### 2006-07 Roster

No.	Name	Pos	Ht	Wt	Yr	-05/06 Stats -	
						PPG	RPG
1	Jermaine Taylor	G	6-4	190	So.	4.3	2.2
2	Lavell Payne	F	6-8	210	Sr.	4.3	3.2
3	Dave Noel	G	6-3	205	Jr.	2.8	2.4
4	Mike O'Donnell	G	6-0	185	Jr.	8.3	2.4
5	Chip Cartwright	G	6-0	160	Jr.	Junior College	
10	Drew Speraw	G	6-2	170	So.	0.0	0.1
11	Mike Battle	G	6-4	205	Jr.	Redshirt	
12	Taylor Young	G	6-1	185	Fr.	High School	
13	Kenrick Zondervan	F	6-9	225	So.	0.3	0.3
20	Tony Davis	F	6-7	195	Fr.	High School	
21	Stanley Billings	C	6-11	230	Jr.	Junior College	
22	Andre Thornton	F	6-6	240	Fr.	High School	
25	Adam Gill	C	6-9	230	Jr.	2.8	1.9
30	Josh Peppers	F	6-6	205	Sr.	13.7	4.0
34	Jacob Loucks	F	6-7	210	Jr.	Transfer	

UTEP

**Mar. 1 • 8 pm •**  
**El Paso**

### General Information

**Location:** El Paso, Texas  
**Enrollment:** 20,000  
**Founded:** 1914  
**Colors:** Dark Blue, Orange & Silver Accent  
**Conference:** Conference USA  
**Home Arena:** Don Haskins Center  
(12,000)

**President:** Dr. Diana Natalicio  
**Athletics Director:** Bob Stull

### Coaching Staff

**Head Coach:** Tony Barbee  
**Alma Mater:** Massachusetts, 1994  
**Record/School:** First Year  
**Record/Overall:** First Year  
**Assistant Coaches:**  
Randall Dickey (Ouachita Baptist, 1983)  
Tony Madlock (Memphis, 1991)  
Milt Wagner (Louisville/Memphis, 2004)  
**Office Phone:** 915-747-5323

### Team Information

**2005-06 Record:** 21-10  
**Conference Record:** 11-3/3rd  
**Postseason:** NIT Second Rd.  
**Starters R/L:** 2/3  
**Letterwinners R/L:** 3/9  
**Series vs. UM:** UM leads 5-1  
**Last Meeting:** UM 66, UTEP 56  
(2/22/2006)

### Media Information

**Contact:** Jeff Darby  
**Email:** jdarby@utep.edu  
**Office Phone:** 915-747-6652  
**Cell Phone:** 915-204-0642  
**Fax:** 915-747-5444  
**Press Row Phone:** 915-747-5154

**utepathletics.com**



Tony  
Barbee



Kevin  
Henderson

### 2006-07 Schedule

#### November

10-12 BCA Classic\*  
16 UC Davis  
25 Texas Tech  
29 Chicago State

#### December

3 New Mexico  
9 at New Mexico State  
13 Arkansas-Pine Bluff  
16 New Mexico State  
19 Texas State  
22 Jackson State#  
23 Drake/Toledo#

#### January

2 UC Riverside  
6 UAB  
10 Marshall  
13 at Tulsa  
17 Southern Miss  
20 at SMU  
24 at Rice  
27 UCF  
31 at Southern Miss

#### February

3 Houston  
7 at Tulane  
10 at UAB  
17 Tulsa  
21 SMU  
24 at East Carolina

#### March

1 MEMPHIS  
3 at Houston  
7-10 C-USA Tournament

\* Syracuse, N.Y.  
^ Sun Bowl Classic

### 2006-07 Roster

No.	Name	Pos	Ht	Wt	Yr	-05/06 Stats -	
						PPG	RPG
1	Corey Speight	G	6-2	190	So.	Junior College	
3	Malik Alvin	G	6-0	175	Fr.	High School	
11	Kevin Henderson	G	6-3	210	Sr.	7.9	3.7apg
12	Stefon Jackson	G	6-5	170	So.	8.0	2.4
15	Dale Vanwright	F	6-6	205	Fr.	High School	
21	Tavaris Watts	F	6-8	205	Jr.	Junior College	
24	Marvin Kilgore	G	6-3	195	Jr.	Junior College	
25	Franklin Jones	C	7-0	290	Fr.	High School	
31	Maurice Thomas	F	6-8	210	So.	3.1	2.3
33	Jeremy Sampson	C	6-11	215	Jr.	Junior College	
34	Darren Clarke	G	6-4	205	Jr.	Transfer	
50	Victor Ramalho	F	6-9	250	Jr.	Junior College	





# 2007 Conference USA Championship

*Presented by Aéropostale*



The 2007 Conference Men's Basketball Championship presented by Aéropostale is slated for Mar. 7-10 in Memphis, Tenn., at the state-of-the-art FedExForum. It is the third-straight year the league's postseason tournament will be held in the Bluff City.

All 12 teams will compete for the league's automatic bid to the NCAA Tournament. The teams with the four best conference records earn first-round byes and shall be seeded 1-4. The remaining eight teams will be seeded 5-12 with the No. 5 seed playing No. 12, No. 6 vs. No. 11, No. 7 vs. No. 10 and No. 8 vs. No. 9.

This season is the third for the Tigers in their home arena, FedExForum, which officially opened in September of 2004. Located just a few feet off Beale Street on historic Highway 61, FedExForum has extended the heart of the Memphis entertainment district.

Memphis will play all of its 2006-07 home contests in the 18,400-seat arena and will play host to C-USA rivals during the 2007 C-USA Tournament. At 135 feet high, FedExForum provides a new backdrop for historic Beale Street. The 805,850 square feet arena, covering 13.8 acres, features five levels as well as state-of-the-art locker rooms and facilities for sports teams, as well as an exceptional dining and entertainment experiences for its patrons.

C-USA Championship

*Wednesday-Saturday, March 7-10, 2007  
FedExForum, Memphis, Tenn. • All Times CST*

Wednesday March 7	Thursday March 8	Friday March 9	Saturday March 10
Noon, 2:30, 6:00, 8:30	Noon, 2:30 6:00, 8:30	3:30, 6:00	10:45 am







## 2007 NCAA Division I Men's Basketball Championship



## 2007 Sites and Dates

### Opening Round

UD Arena  
University of Dayton, host  
Dayton, Ohio  
Mar. 13

### 1st/2nd Rounds

HSBC Arena  
MAAC, Canisius and Niagara, hosts  
Buffalo, N.Y.  
Mar. 15 and 17

Rupp Arena  
Kentucky, host  
Lexington, Ky.  
Mar. 15 and 17

ARCO Arena  
Univ. of the Pacific, host  
Sacramento, Calif.  
Mar. 15 and 17

Lawrence Joel Veterans  
Memorial Coliseum  
Wake Forest, host  
Winston-Salem, N.C.  
Mar. 15 and 17

United Center  
Big Ten Conference, host  
Chicago, Ill.  
Mar. 16 and 18

Nationwide Arena  
Ohio State, host  
Columbus, Ohio  
Mar. 16 and 18

New Orleans Arena  
Tulane, host  
New Orleans, La.  
Mar. 16 and 18

Spokane Memorial Arena  
Washington State, host  
Spokane, Wash.  
Mar. 16 and 18

### Regional Semis and Finals

San Antonio Regional  
Alamodome  
Texas-San Antonio, host  
Mar. 22 and 24

San Jose Regional  
HP Pavilion  
San Jose State, host  
Mar. 22 and 24

East Rutherford Regional  
Continental Airlines Arena  
Rutgers, host  
Mar. 23 and 25

St. Louis Regional  
Edward Jones Dome  
Missouri Valley Conference, host  
Mar. 23 and 25

### National Semifinals and Championship

Georgia Dome  
Georgia Tech, host  
Atlanta, Ga.  
Mar. 31 and Apr. 2

## 2007 National Invitation Tournament

32 Teams

First Round	Mar. 14-16
Second Round	Mar. 17-19
Quarterfinals	Mar. 21-23
Semifinals	Mar. 27
Championship	Mar. 29





# 2005-06 REVIEW



RODNEY CARNEY

2006 CONFERENCE USA PLAYER OF THE YEAR

10





## CHASING GREATNESS; 2005-06 TIGERS SET SCHOOL RECORD FOR WINS

Head coach **John Calipari** continually hit home about the 2005-06 Tiger squad "chasing greatness," and it did. Memphis set a school single-season record with 33 wins (33-4 mark).

The previous record was 31 victories by the 1984-85 Tiger squad that advanced to the NCAA Final Four in Lexington, Ky. The 2005-06 Tigers broke the previous record of 31 wins with their NCAA Tournament second round victory over Bucknell (32nd win), and then added to that total with a win over Bradley in the Sweet Sixteen.

## TIGERS NO. 1 IN NATION IN WINS

Well, at least Memphis tied for the top spot. The 2005-06 Tigers posted 33 wins and joined NCAA champion Florida as the only two teams in the country to win that many games.

Memphis was second in the country in winning percentage at 89.2. The Tigers were second only to George Washington, which had a 90.0 winning percentage (27-3 record).

## MEMPHIS AMONG NCAA STATISTICAL LEADERS

In addition to finishing second in winning percentage, the Tigers ranked among the top 15 in six other NCAA statistical categories. Memphis finished 2005-06 ranked in field goal percentage defense (2nd), scoring margin (5th), blocked shots (8th), rebound margin (9th), scoring offense (12th) and steals (12th).

## TIGERS RANKED AMONG ATTENDANCE LEADERS IN 2005-06

Memphis made a return to the NCAA basketball attendance leaders in 2005-06. For the fifth time in the last six years, Tiger Nation was ranked in the top 15 in NCAA attendance.

Memphis finished 2005-06 ranked No. 13 in attendance with an average of 14,866 per game.

The Tigers ranked No. 6 in 2000-01, No. 10 in 2001-02, No. 7 in 2002-03 and No. 10 in 2003-04.

## MEMPHIS SWEEPS C-USA POSTSEASON HONORS

After an incredible regular season, the Tigers kicked off the postseason with a sweep of the Conference USA honors. **John Calipari** was named C-USA Coach of the Year, while **Rodney Carney** was selected the league's Player of the Year. **Shawne Williams** took home the C-USA Freshman of the Year accolade.

It was only the second time in C-USA history that a team swept all three honors. Cincinnati did so in 1999-2000.

## TIGERS ARE C-USA CHAMPS!

Memphis won both the Conference USA regular season and tournament titles. The Tigers wrapped up the C-USA regular season crown with a 13-1 league record. Memphis clinched the title with a 69-62 home win over Houston on the final night of conference play. The Tigers won the C-USA Tournament championship with a 58-47 victory over UAB in the title game.

It was the first time Memphis swept both the league regular season and tournament titles since the 1984-85 season when the Tigers took home both Metro Conference championships.

## TIGERS EARN PROGRAM'S FIRST NO. 1 SEED

Memphis was named one of the 2006 NCAA Tournament's four No. 1 seed when the pairing were announced Mar. 12. It was the first time in the program's history that the Tigers earned a No. 1 seed.

# The Tiger Trifecta


**JOHN CALIPARI**  
C-USA Coach of the Year



**RODNEY CARNEY**  
C-USA Player of the Year



**SHAWNE WILLIAMS**  
C-USA Freshman of the Year



The Memphis players celebrate with Tiger Nation following the team's Conference USA Tournament championship game win over UAB.



Memphis' previous highest NCAA Tournament seed was No. 2 in the 1982 and 1985 tournaments.

## MEMPHIS ADVANCES TO FIRST ELITE EIGHT SINCE 1992

The Tigers continued their thrilling 2005-06 season into late March with a run to the NCAA Tournament Elite Eight. The regional final appearance was the program's first since 1992. Memphis advanced to the Sweet 16 in 1995.

## RECORD-SETTING TIGERS

The 2005-06 Memphis basketball season was magical — Conference USA regular season and tournament titles, the program's first-ever NCAA Tournament No. 1 seed and an NCAA Tournament Elite Eight appearance. The Tigers' success was also measured by the numbers they put up in 2005-06.

After last year's campaign was finished, the 2005-06 set 10 single-season records, including most wins, most points, defensive field goal percentage, most three-pointers made, most steals and most blocked shots. The Tigers also jumped into the top five of nine other single-season statistical categories.

## CARNEY AN ALL-AMERICAN

**Rodney Carney** finished his brilliant four-year career as a consensus All-America second team pick. The 6-foot-7 forward was named an All-America second team pick by the Associated Press, *Sports Illustrated*, U.S. Basketball Writers Association (USBWA) and National Association of Basketball Coaches (NABC). Carney also received All-America recognition from collegeinsider.com, Rivals.com (third team) and collegehoopsnet.com (third team). Collegeinsider.com named Carney to its Defensive All-America Team.

## TIGER TRIO NAMED TO C-USA ALL-TOURNAMENT TEAM

Memphis took home not only the tournament championship trophy, but also some individual hardware. **Rodney Carney** and **Joey Dorsey** were selected to the C-USA All-Tournament Team, while freshman **Shawne Williams** was named the C-USA Tournament Most Valuable Player.

## MORE C-USA HONORS

In addition to sweeping the individual honors, Memphis placed some players on the All-Conference USA squads. **Rodney Carney** and **Darius Washington Jr.** were selected to the All-C-USA first team, while freshman **Shawne Williams** was a third team pick.

Williams and **Chris Douglas-Roberts** were named to the C-USA All-Freshman Team.

## WASHINGTON AN ALL-AMERICAN TOO

**Darius Washington** ended his two-year career at Memphis with All-America accolades as well. The 6-foot-2 guard earned Associated Press All-America honorable mention recognition. In 2004-05, Washington was a consensus Freshman All-America Team pick.

## WILLIAMS A FRESHMAN ALL-AMERICA

For the third-straight year, Memphis had a consensus Freshman All-American. In 2005-06, it was **Shawne Williams**. The 6-foot-9 forward was selected to the *Sporting News*, Rivals.com, collegeinsider.com and collegehoopsnet.com (third team) National Freshman All-America squads.

## CARNEY A FINALIST FOR THREE PLAYER OF YEAR AWARDS

The honors could not stop coming in for **Rodney Carney** in March. In addition to his All-Conference USA and All-America accolades, the Indianapolis, Ind., native was a finalist for three National Player of the Year honors — Naismith Award, Oscar Robertson Trophy and Adolph F. Rupp Trophy.



*Darius Washington Jr., a 2006 All-Conference USA first teamer, was one of 16 finalists from NCAA Divisions I, II and III for the Bob Cousy Award, given each year to the nation's top point guard.*

## D-WASH A COUSY AWARD FINALIST

**Darius Washington Jr.** was named one of 16 finalists from NCAA Divisions I, II and III for the 2006 Bob Cousy Award. The honor is given to the nation's top point guard. Washington was the second Tiger in the last three years to be up for the award, as former standout **Antonio Burks** was a finalist in 2004.

## MOVING UP THE CHARTS

Whether it was coming off the bench or starting from the tip, **Rodney Carney** made his move up the Tiger career charts. The 6-foot-7 forward entered the year No. 16 on the list, but after scoring 636 points last year, he finished his collegiate career in the No. 3 spot. He moved past Larry Finch in the Mar. 19 NCAA Tournament second round game versus Bucknell.

The Indianapolis, Ind., native also entered the 2005-06 season in second place on the Memphis career three-pointers chart, but took over the top spot with his three treys against Southern Miss Jan. 21. He finished with 287 career treys. The following shows where he stands:

### Career Scoring

1. Keith Lee/1982-85.....2,408
2. Elliot Perry/1988-91.....2,209
3. **Rodney Carney/2003-06.....1,901**
4. Larry Finch/1971-73.....1,869

### Career Three-Pointers

1. **Rodney Carney/2003-06.....287**
2. Anthony Rice/2002-05.....242

## CARNEY ALSO CLIMBED C-USA CHARTS

While he moved up the Memphis career lists, Rodney Carney also climbed the Conference USA career charts. The Indianapolis, Ind., native finished No. 4 on the league's career scoring list and No. 3 spot on the all-time three-pointers made chart. The following shows where he stands:

### Career Scoring

1. Altron Jackson, USF/1999-2002.....2,017
2. ....
3. Reece Gaines, LOU/2000-03.....1,945
4. **Rodney Carney, MEM/2003-06.....1,901**

### Career Three-Pointers

1. Jobey Thomas, CHA/1999-2002.....346
2. Demon Brown, CHA/2001-04.....341
3. **Rodney Carney, MEM/2003-06.....287**
4. Travis Diener, MQT/2002-05.....284

## CARNEY SETS SEASON TREY RECORD

In addition to placing his name on several career lists, **Rodney Carney** set a single-season mark for three-pointers made in 2005-06. The 6-foot-7 forward made 102 treys, breaking the previous record of 82 by Anthony Rice.

## JOEY'S DOUBLE DIGIT BOARDS EQUAL WINS FOR TIGERS

The equation may look a little funny, but it's added up to success for the Tigers the last two seasons. In 2004-05, **Joey Dorsey** hit the double-digit plateau in rebounds seven times, and seven times the Tigers won.

The 6-foot-9 forward and the Tigers carried over that trend to 2005-06. But, the Tigers lost to UAB Mar. 2 when Dorsey grabbed double-digit boards (16), marking the first time that happened in his two-year career at Memphis. The Baltimore,





When Joey Dorsey posts double digits on the glass, it usually translates into a Tiger victory. In his career, he has had 17 double-digit board contests, and Memphis is 16-1 in those games. Dorsey had 10 such games in 2005-06.

Md., native had 10 double-digit rebounding performances, and Memphis is 9-1 in those games. So, in his first two years, Memphis was 16-1 in Dorsey's double-digit rebounding games.

### ONE OF ONLY TWO

Earlier in 2005-06, **John Calipari** became only the 13th head coach in the history of NCAA Division I basketball to lead two different schools to a top-five national ranking. Calipari led UMass to a No. 1 ranking in both 1995 and 1996 and guided Memphis to a No. 3 ranking this year.

Well, Calipari joined more elite company when the 2006 NCAA Tournament field was announced. He became one of only two coaches in NCAA Division I history to guide two different schools to a No. 1 seed in the NCAA Tournament. The NCAA began seeding teams in 1979.

Calipari took UMass to a No. 1 seed in 1996, and Memphis to a top seed in 2006. Roy Williams is the other coach to do so. Williams guided Kansas to a No. 1 seed in 1992, 1995, 1997, 1998 and 2002, and led North Carolina to a top seed in 2005.

### 2005-06 TIGERS MAKING DEFENSIVE HISTORY

Tiger head coach **John Calipari** loves defense, and his 2005-06 Memphis squad set school single-season marks for steals and blocked shots. The team finished the year with 361 steals and 235 blocked shots. The team also held opponents to school single-season record of 38.0 percent shooting from the field. The following shows the top five Tiger teams for steals and blocks:

#### Most Steals

1. 2005-06.....	353
2. 1986-87.....	315
3. 1988-89.....	302
4. 1994-95.....	301
5. 1996-97.....	298

#### Most Blocks

1. 2005-06.....	234
2. 1994-95.....	218
3. 2004-05.....	205
4. 1993-94.....	189
5. 2000-01.....	183

### AMONG ELITE COMPANY

Head coach **John Calipari** has the Memphis program going in the right direction, and that can clearly be seen in the number of victories the Tigers have over the past four seasons (2002-03 through 2005-06). In fact, Memphis finished the 2005-06 campaign ranked among the nation's top 20 programs in number of wins during that span of time:

1. Duke.....	116	11. Texas.....	99
2. Illinois.....	115	12. So. Illinois.....	98
3. UConn.....	110	13. St. Joseph's.....	97
4. Kentucky.....	109	t. Boston College	97
5. Pittsburgh.....	105	15. Okla. State.....	96
t. Gonzaga.....	105	16. Louisville.....	96
7. Kansas.....	104	17. Utah State.....	95
8. Florida.....	102	18. Arizona.....	94
t. Syracuse.....	102	19. Wisconsin.....	93
10. Memphis.....	100	t. Nevada.....	93

### TIGERS SECOND IN WINS IN C-USA HISTORY

With their NCAA Tournament Oakland Regional semifinal victory over Bradley Mar. 23, the Tigers posted their 33rd victory, adding to their own school record for most wins in a single season. The 33 wins were also the second-most victories for a single season in Conference USA history. The league record for most wins in a season was 34 set by Louisville in 2004-05.

### D-WASH JOINS 1,000-POINT CLUB

Despite missing two games and playing limited time from late November through early January with his right thigh bruise, **Darius Washington Jr.** joined the Memphis 1,000-point club in only his second year wearing the Tiger uniform. With his seven points versus UAB in the Conference USA Championship title game, the 6-foot-2 guard went over 1,000 points for his career.

Washington finished his two-year stint as a Tiger with 1,054 points, which placed him in the No. 34 spot on the Memphis career scoring chart. The Winter Park, Fla., native became the 41st player in Tiger history to accomplish the feat.

### IT'S A TREY THING

In 2005-06, senior **Rodney Carney** set school records for career and season three-pointers made. Well, the entire Tiger team got in the act, setting the record for most treys in a season.

Memphis entered NCAA Tournament play with 251 three-pointers and hit 11 treys versus Oral Roberts to give the Tigers 262 for the year. The 262 three-pointers broke the previous mark

of 259 treys by the 2003-04 squad. Memphis finished with 277 three-pointers.

### CALIPARI AMONG COACHING ELITE

**John Calipari** already counted himself among the coaching elite in terms of coaching wins in the first nine, 10, 11, 12 and 13 years. After 2005-06, he is ranked among the coaches with the most victories in his first 14 seasons.

Calipari took over the No. 6 spot with Memphis' three wins in the Conference USA Championship Mar. 9-11. He finished 2005-06 with 337 career wins after the Tigers' NCAA Tournament regional semifinal win Mar. 23. In 2004-05, the Moon, Pa., native became one of only seven coaches in NCAA history to win 300 games in his first 13 years, joining Roy Williams, Everett Case, Denny Crum, Jim Boeheim, Tubby Smith and Nolan Richardson. The following lists the coaches with the most victories in their first 14 years:

Coch/School(s)/Yrs	Wins (First 14 yrs)
1. Roy Williams, Kansas.....	388 1989-2002
2. Jim Boeheim, Syracuse.....	343 1977-90
t. Tubby Smith, Tulsa.....	343 Georgia, Kentucky/1992-2005
4. Nolan Richardson, Tulsa,.....	339 Arkansas/1981-94
5. Denny Crum, Louisville.....	338 1972-85
6. <b>John Calipari, UMass,.....</b>	<b>337</b> <b>Memphis/1989-96, 2001-06</b>
7. Everett Case, N.C. State.....	331 1947-60
8. John Thompson, G'town.....	321 1973-86
9. Jerry Tarkanian, Long Beach.....	318 St., UNLV/1969-82
10. Rick Pitino, Boston U., Prov. ....	317 Ky./1979-83, 1986-87, 1990-96

### TIGERS SET NCAA TOURNAMENT MARK

Memphis set a team NCAA Tournament record with 11 three-pointers in its first round victory over Oral Roberts. The Tigers hit 11-of-22 from the arc versus the Golden Eagles.

The Tigers' previous record was 10 treys versus Arkansas in the 1995 NCAA Tournament Sweet 16.

Memphis' 37 field goals made versus Oral Roberts are tied for the second-most in team NCAA Tournament history. The 60.7 field goal percentage is the second-best mark in Memphis NCAA Tournament history.

### TIGERS GRAB FIRST CONFERENCE TOURNEY TITLE SINCE 1987

With their victory over UAB Mar. 11, the Tigers claimed the program's first conference tournament championship since 1987. Memphis defeated





The 2005-06 Tigers had a record-setting year. In addition to winning a school-record 33 games, the squad set nine single-season marks and had the school's third-longest winning streak at 15 straight.

the Blazers 57-46 to win its first-ever Conference USA title. It is Memphis' first league tournament crown since the 1986-87 Tiger team won the 1987 Metro Conference Tournament crown.

#### TIGERS LONGEST TIME IN TOP 5

Memphis basketball has a proud tradition, and part of that is the Tigers being ranked for long periods of time in the top 10 and top five. The Tigers' Mar. 23 game versus UCLA in the NCAA Tournament regional final game was the 29th-consecutive contest in which the Tigers were ranked in the top five in the national polls.

In terms of playing consecutive games while being ranked in the top five (regular season and postseason), the 2005-06 team had the longest streak at 29. The 1984-85 NCAA Final Four squad had two streaks of 22 and 10 during the regular season. The 10-game streak was broken in early January when the Tigers fell to No. 6 for three-straight games. That team moved back into the top five in mid-January and stayed there through the end of the postseason (22 games).

The following lists the top streaks of playing consecutive games while being ranked in top five:

Year	Consec. Gms Played As A Top-5 Team
2005-06.....	29
1984-85*.....	22
1982-83.....	11
1984-85*.....	10
1985-86.....	9

\* NCAA Final Four team

#### ALL GOOD THINGS MUST COME TO AN END

The Tigers took a 15-game win streak into UAB Mar. 2, but had it come to an end with the Blazers' 80-74 victory. At the time, Memphis had the third-longest win streak in the country behind George Washington and Gonzaga, both of which had won 16 in a row.

The Tigers' 15-game win streak was tied for the fifth-longest in the nation last year. Gonzaga was first at 20, followed by George Washington at 18 straight and Duke and Florida at 17 straight. Memphis, Illinois and Pittsburgh all had 15-game win streaks.

The following were the nation's longest win streaks this year:

Team	Streak	Ended
Gonzaga	20	Mar. 23
George Washington	18	Mar. 9
Duke	17	Jan. 21
Florida	17	Jan. 21
<b>Memphis</b>	<b>15</b>	<b>Mar. 2</b>
Illinois	15	Jan. 7
Pittsburgh	15	Jan. 21

#### MORE LEAGUE TITLES FOR CALIPARI

With its victory over Houston Mar. 4, Memphis claimed the 2005-06 Conference USA regular season championship. It was the second time in three years that the Tigers have won the C-USA regular season title, as they claimed a share of the 2003-04 crown.

For head coach **John Calipari**, it was the seventh time his team won or shared a regular season title. Calipari won five-straight regular season championships at UMass and led Memphis to two C-USA crowns.

On Mar. 11, Calipari added a sixth conference tournament title to his resume when the Tigers won the Conference USA Championship crown with their victory over UAB. Calipari won five league tournament titles from 1992-96 at UMass.

#### STREAKING TIGERS

For the fourth time in the **John Calipari** era, the Tigers hit double digits in a winning streak. Although the loss at UAB ended the Tigers' run, the 2005-06 15-game winning streak was the third-longest in Memphis basketball history. The

longest win streak was 20 games by the 1985-86 team. The following lists the top win streaks in Tiger basketball history:

Streak	Year	Ended By
20	1985-86	at Va. Tech 76-72
16	1954-55	at Centenary 70-68
<b>15</b>	<b>2005-06</b>	<b>at UAB 80-74</b>
14	1972-73	at Louisville 83-69
12	2002-03	at Louisville 78-75
12	1983-84	Louisville 85-78

#### TIGERS DOUBLING THEIR PLEASURE

With **Joey Dorsey** (10 points, 12 boards) posting a double-double in the Conference USA Championship title game win over UAB Mar. 11, it brought the team's total for double-doubles to 16 in 2005-06. The following shows the double-double performances last year:

Player/Opponent	Dbl-Dbl
Dorsey/UAB (C-USA Tour.)	10 pts-12 reb
Dorsey/UAB	11 pts-16 reb
Cooper/Southern Miss	13 pts-13 reb
Dozier/Marshall	13 pts-15 reb
Dorsey/UAB	12 pts-16 reb
S. Williams/UAB	10 pts-12 reb
S. Williams/Tennessee	21 pts-14 reb
S. Williams/East Carolina	13 pts-12 reb
Dorsey/Purdue	16 pts-13 reb
Washington/Gonzaga	22 pts-11 ast
S. Williams/Gonzaga	14 pts-11 reb
Carney/Louisiana Tech	37 pts-10 reb
Dorsey/Providence	11 pts-10 reb
Dorsey/Jackson State	10 pts-11 reb
Dozier/Lamar	14 pts-11 reb
S. Williams/Lamar	21 pts-10 reb

#### YOUNG GUNS, TIGER STYLE

College hoops analysts talked about how young the Memphis Tiger basketball squad was last year, and they are right. According to research by the Wisconsin-Green Bay Athletic Media Relations office, the Tigers were the No. 95 youngest team (of 326 teams) in the nation. However, the research came from team's preseason roster, and for Memphis, that included Jeremy Hunt and Almamy Thiero.

The scale counts 1 for a freshman, 2 for a sophomore, 3 for a junior and 4 for a senior. Memphis' average was 2.25 for No. 95. North Dakota State was first at 1.6.

But, if you take away Hunt and Thiero, count one year for sophomore **Andre Allen** (sat out last year per NCAA academic ineligibility) and junior **Jared Sandridge** (transfer from juco in 2005) and count two years for senior **Waki Williams** (juco transfer in 2004), the Tigers' average came out at 1.93, which was No. 27 on the youngest NCAA squads list.

#### MORE ON THE YOUNG TIGERS

Even more research by the Wisconsin-Green Bay Athletic Media Relations staff found Mem-



phis had the youngest starting lineup of all NCAA Division I teams in their opening game of 2005-06.

The Tigers started freshmen **Antonio Anderson**, **Chris Douglas-Roberts** and **Shawne Williams** and sophomores **Joey Dorsey** and **Darius Washington Jr.** By the UWGB scale, Memphis' starting lineup averaged 1.4.

In the win over Louisiana Tech Dec. 20, Memphis' starting lineup got even younger. The Tigers started Anderson, Douglas-Roberts, Dorsey, freshman **Robert Dozier** and sophomore **Andre Allen**, and that lineup averaged 1.2.

#### CALIPARI IN MORE ELITE COMPANY

Memphis head coach **John Calipari** is considered among the best active coaches in the country. But, with him guiding the Tigers to a top-five national ranking in the Dec. 12 poll, Calipari can place his name among the top coaches historically.

Calipari is one of 13 coaches in NCAA Division I history to guide two different schools to a top-five ranking. The Moon, Pa., native directed UMass to the No. 1 spot in 1995 and 1996, and took this year's Tigers to as high as No. 3. The following lists the coaches that have accomplished this feat (NCAA Record Book and AP poll; coaches listed in alphabetical order):

Coch	Year(s)*	Highest Rank
<b>Schools</b>		
Rick Barnes		
Clemson	1997	No. 2
Texas	2003, 06	No. 2
Larry Brown		
UCLA	1981	No. 3
Kansas	1986	No. 2
John Calipari		
Massachusetts	1995, 96	No. 1
Memphis	2006	No. 3
Lefty Driesell		
Davidson	1969	No. 2
Maryland	1973, 74, 75, 76	No. 2
Terry Holland		
Davidson	1970	No. 4
Virginia	1981, 82, 83	No. 1
Frank McGuire		
St. John's	1950, 52	No. 1
North Carolina	1957, 58, 59	No. 1
South Carolina	1970	No. 1
Ralph Miller		
Wichita State	1964	No. 1
Iowa	1966	No. 4
Oregon State	1981	No. 1
Lute Olson		
Iowa	1982	No. 5
Arizona	1988, 89, 98, 2001, 03	No. 1
Rick Pitino		
Kentucky	1993, 94, 96	No. 1
Louisville	2003	No. 2
Bill Self		
Illinois	2002	No. 2
Kansas	2004	No. 1

Eddie Sutton		
Arkansas	1978	No. 1
Kentucky	1988	No. 1
Oklahoma State	1992	No. 2
Jerry Tarkanian		
Long Beach St.	1973	No. 3
UNLV	1983, 87, 90, 91	No. 1
Roy Williams		
Kansas	1990, 93, 94, 95, 96, 97, 2002	No. 1
North Carolina	2005	No. 2

\* year 1982-83 is listed as 1983 and so on

#### QUICKEST TO 20 WINS SINCE 1970-71

With its victory over Tulsa Feb. 1, the 2005-06 Tiger squad tied the 1984-85 team for the second-quickest trek to 20 wins. The 1984-85 Tigers recorded their 20th victory in the 22nd game of the season. Last year's Memphis squad did the same.

Only the 1985-86 team reached the 20-win plateau quicker, and it accomplished the feat in only 20 games (20-0 record). The following lists the teams since 1970-71 that reached 20 victories the quickest:

Team	# of games	Record
1985-86	20	20-0
2005-06	22	20-2
1984-85*	22	20-2
5 teams	24	20-4

(2003-04, 2001-02, 1983-84, 1981-82, 1972-73)

\* Team advanced to NCAA Final Four

#### NOT THE FIRST, BUT CLOSE

The No. 3/3 Tigers entered play the week of Jan. 30-Feb. 5 with the chance to become the first top 25 squad to record its 20th victory of the season. Illinois, however, beat Memphis to the punch, winning its 20th game Jan. 31.

Memphis won its 20th game Feb. 1 with its win over Tulsa, and Duke followed the Tigers an hour later and won its 20th contest. The following shows the first three top-25 teams to reach the 20-win plateau this year:

Team/Record	20th Win/Date
Illinois/20-2	def. Wis. 66-51/Jan. 31
Memphis/20-2	def. Tulsa 84-61/Feb. 1
Duke/20-1	def. BC 83-81/Feb. 1

#### TOP 20-GAME STARTS SINCE 1970-71

With their victory over UAB Jan. 26, the Tigers improved their record to 18-2 overall. The 18-2 mark in the first 20 games is the program's best start since the 1985-86 squad went 20-0 to begin that season.

In the last 35 years (since 1970-71), the 2005-06 team's record of 18-2 tied the 1982-83 and 1984-85 squads for the second-best 20-game start (18-2). The 1976-77, 1981-82 and 1983-84 teams are tied for the fifth-best 20-game start since 1970-71 at 17-3.

The 1972-73 NCAA title game squad was 16-4 in its first 20 games. The previous best 20-game start under head coach John Calipari was 16-4 by the 2001-02 and 2003-04 teams. The following lists the top five 20-game starts since 1970-71:

1.	1985-86	20-0
2.	2005-06	18-2
	1984-85*	18-2
	1982-83	18-2
5.	1983-84	17-3
	1981-82	17-3
	1976-77	17-3

\* Team advanced to NCAA Final Four

#### ANDERSON SELECTED AS RIVALS.COM NATIONAL FRESHMAN OF THE WEEK NOV. 28-DEC. 4

**Antonio Anderson** was selected the Rivals.com National Freshman of the Week Dec. 6. Anderson was picked for the weekly national honor for his performance from Nov. 28-Dec. 4.

In the Tigers' three games versus Lamar, Jackson State and Cincinnati Nov. 28-Dec. 3, the 6-foot-6 guard averaged 14.0 points, 2.7 rebounds and 2.3 assists. The Lynn, Mass., native shot 56 percent from the field and 66.7 percent from the arc in the three contests.

Anderson's break-out game came in Memphis' 91-81 victory over Cincinnati Dec. 3. He scored a season-high 32 points on 11-of-15 shooting from the field, 7-of-9 from the three-point arc and 3-of-5 from the foul line. The seven three-pointers tied a school single-game record.

#### WILLIAMS SELECTED AS RIVALS.COM NATIONAL FRESHMAN OF THE WEEK NOV. 20-27

Memphis' **Shawne Williams** was selected the Rivals.com National Freshman of the Week for his play from Nov. 20-27. In the Tigers' two games versus UCLA and Duke in the NIT Season Tip-Off, the 6-foot-9 forward averaged 20.5 points and 7.5 rebounds. The Memphis, Tenn., native shot 57.1 percent from the field and 46.2 percent from the arc in the two contests.

In the UCLA game, Williams set season highs for points (26), field goals (10) and three-pointers (5). Against Duke, Williams converted a clutch three-point play with under a minute to go to tie the game at 67-all.

#### CARNEY NAMED TO NIT ALL-TOURNAMENT TEAM

Senior **Rodney Carney** was named to the NIT Season Tip-Off All-Tournament Team after he averaged 14.0 points, 4.5 rebounds and 2.3 steals in the four games, but it was his stellar defensive play versus Duke that caught the eyes of many media voters. The Indianapolis, Ind., native shut out Duke All-America guard J.J. Redick in the second half. Redick did not score a point after the break.



# “ELITE” TIGERS

A pictorial look at the 2005-06 season

“WHAT A RIDE!”

That’s what head coach John Calipari said about the 2005-06 University of Memphis basketball campaign as the team made its run down the regular season stretch and into “March Madness.” And Tiger Nation agreed with him. It was a season full of thrills that Memphis fans will remember forever.

From the season-opening run to the NIT Season Tip-Off championship game against No. 1 Duke to the clinching of the Conference USA regular season and tournament titles to the earning of the program’s NCAA Tournament No. 1 seed, every turn brought even more excitement.

The ride didn’t end with the NCAA Tournament, as the Tigers had a tremendous summer. Calipari was a regular on the national sports television circuit. Former Tiger Earl Barron earned an NBA championship ring with the Miami Heat, while Rodney Carney (Philadelphia) and Shawne Williams (Indiana) were NBA first round draft picks.

These next few pages honor the 2005-06 season with a pictorial of not only game action, but those “behind-the-scenes” or off-court moments as well. As you look through the pages, enjoy the “ride” again.








2005-06 SEASON










# C-USA TOURNAMENT





# NCAA TOURNAMENT



## 2006 NATIONAL POLLS

### FINAL ASSOCIATED PRESS

1. Duke
2. Connecticut
3. Villanova
4. **MEMPHIS**
5. Gonzaga
6. Ohio State
7. Boston College
8. UCLA
9. Texas
10. North Carolina
11. Florida
12. Kansas
13. Illinois
14. George Washington
15. Iowa
16. Pittsburgh
17. Washington
18. Tennessee
19. LSU
20. Nevada
21. Syracuse
22. West Virginia
23. Georgetown
24. Oklahoma
25. UAB

### FINAL ESPN/USA TODAY COACHES

1. Florida
2. UCLA
3. LSU
4. Connecticut
5. Villanova
6. **MEMPHIS**
7. Duke
8. George Mason
9. Texas
10. Gonzaga
11. Boston College
12. Washington
13. Ohio State
14. North Carolina
15. West Virginia
16. Georgetown
17. Illinois
18. Pittsburgh
19. George Washington
20. Tennessee
21. Wichita State
22. Kansas
23. Iowa
24. Bradley
25. Bucknell





# Overall Games

33-4 (19-1 Home • 10-1 Away • 4-2 Neutral)

Player	GP-GS	Min-Avg	— Total —		— 3-Point —		FT-FTA	Pct	— Rebounds —			PF-FO	Ast	TO	Blk	Stl	Pts-Avg
			FG-A	Pct	FG-A	Pct			Off-Def	Tot	Avg						
Rodney Carney	37-29	1007-27.2	220-505	.436	102-261	.391	94-132	.712	57-101	158	4.3	84-2	47	54	25	49	636-17.2
Darius Washington	35-35	927-26.5	153-362	.423	45-126	.357	119-152	.783	33-64	97	2.8	62-0	110	111	3	45	470-13.4
Shawne Williams	36-34	982-27.3	156-375	.416	48-154	.312	114-145	.786	62-160	222	6.2	105-3	67	81	49	50	474-13.2
<b>Chris Douglas-Roberts</b>	<b>34-25</b>	<b>768-22.6</b>	<b>102-192</b>	<b>.531</b>	<b>9-29</b>	<b>.310</b>	<b>70-94</b>	<b>.745</b>	<b>44-69</b>	<b>113</b>	<b>3.3</b>	<b>65-0</b>	<b>51</b>	<b>68</b>	<b>15</b>	<b>26</b>	<b>283-8.3</b>
Antonio Anderson	37-21	1010-27.3	88-209	.421	42-115	.365	50-79	.633	42-84	126	3.4	64-2	105	59	10	56	268-7.2
Joey Dorsey	37-35	782-21.1	106-168	.631	0-0	.000	42-107	.393	115-163	278	7.5	137-8	31	43	66	44	254-6.9
Robert Dozier	37-3	679-18.4	69-171	.404	6-27	.222	63-84	.750	86-117	203	5.5	72-1	22	44	42	21	207-5.6
Kareem Cooper	28-1	311-11.1	51-97	.526	1-3	.333	21-25	.840	38-49	87	3.1	52-1	11	28	6	5	124-4.4
Andre Allen	37-1	579-15.6	54-141	.383	20-56	.357	24-53	.453	15-45	60	1.6	60-1	111	58	6	51	152-4.1
Waki Williams	34-1	227-6.7	25-42	.595	1-1	1.000	14-23	.609	24-23	47	1.4	33-0	5	15	8	8	65-1.9
Clyde Wade	14-0	32-2.3	7-12	.583	2-4	.500	4-7	.571	2-2	4	0.3	3-0	2	3	0	3	20-1.4
Jared Sandridge	11-0	22-2.0	2-10	.200	1-7	.143	0-0	.000	0-0	0	0.0	2-0	1	2	0	2	5-0.5
Travis Long	12-0	16-1.3	1-3	.333	0-0	.000	0-0	.000	0-4	4	0.3	1-0	1	1	1	0	2-0.2
Simplice Njoya	10-0	42-4.2	0-4	.000	0-0	.000	1-2	.500	3-9	12	1.2	15-0	0	0	4	1	1-0.1
Chance McGrady	11-0	16-1.5	0-0	.000	0-0	.000	0-0	.000	0-2	2	0.2	0-0	2	1	0	0	0-0.0
Team									47-68	115	3.1	2-		7			
Total	37-	7400-	1034-2291	.451	277-783	.354	616-903	.682	568-960	1528	41.3	757-18	566	575	235	361	2961-80.0
Opponents	37-	7400-	795-2094	.380	197-651	.303	635-913	.696	463-818	1281	34.6	758-	441	656	107	259	2422-65.5

Score By Periods	1st	2nd	Total	Deadball Rebounds	Off	Def	Total		
Memphis	1451	1510	—	2961	Memphis	135	10	—	145
Opponents	1157	1265	—	2422	Opponents	143	24	—	167

Final Statistics

# Conference USA Games

13-1 (7-0 Home • 6-1 Away)/1st place

Player	GP-GS	Min-Avg	— Total —		— 3-Point —		FT-FTA	Pct	— Rebounds —			PF-FO	Ast	TO	Blk	Stl	Pts-Avg
			FG-A	Pct	FG-A	Pct			Off-Def	Tot	Avg						
Rodney Carney	14-13	380-27.1	85-194	.438	38-95	.400	44-57	.772	23-32	55	3.9	33-1	21	22	11	18	252-18.0
Darius Washington	14-14	384-27.4	66-159	.415	25-66	.379	45-59	.763	15-26	41	2.9	26-0	37	43	1	22	202-14.4
Shawne Williams	13-12	357-27.5	45-122	.369	12-44	.273	43-52	.827	19-61	80	6.2	37-1	20	31	20	17	145-11.2
<b>Chris Douglas-Roberts</b>	<b>14-13</b>	<b>329-23.5</b>	<b>39-75</b>	<b>.520</b>	<b>3-9</b>	<b>.333</b>	<b>33-47</b>	<b>.702</b>	<b>19-29</b>	<b>48</b>	<b>3.4</b>	<b>25-0</b>	<b>22</b>	<b>28</b>	<b>9</b>	<b>13</b>	<b>114-8.1</b>
Antonio Anderson	14-2	338-24.1	30-80	.375	13-42	.310	27-39	.692	21-29	50	3.6	22-1	39	18	3	23	100-7.1
Joey Dorsey	14-13	286-20.4	38-51	.745	0-0	.000	17-41	.415	35-53	88	6.3	50-4	11	14	23	13	93-6.6
Robert Dozier	14-2	280-20.0	26-56	.464	4-10	.400	34-48	.708	33-38	71	5.1	26-0	11	12	16	9	90-6.4
Kareem Cooper	10-0	115-11.5	18-33	.545	0-0	.000	7-8	.875	16-26	42	4.2	16-0	4	6	3	1	43-4.3
Andre Allen	14-0	201-14.4	17-47	.362	4-19	.211	14-25	.560	7-13	20	1.4	25-1	46	22	2	19	52-3.7
Waki Williams	13-1	91-7.0	10-18	.556	1-1	1.000	8-9	.889	8-16	24	1.8	16-0	0	6	3	4	29-2.2
Clyde Wade	5-0	13-2.6	3-5	.600	1-3	.333	1-2	.500	0-0	0	0.0	2-0	1	0	0	1	8-1.6
Jared Sandridge	4-0	8-2.0	1-2	.500	1-1	1.000	0-0	.000	0-0	0	0.0	1-0	1	1	0	0	3-0.8
Travis Long	4-0	7-1.8	1-2	.500	0-0	.000	0-0	.000	0-1	1	0.3	0-0	1	0	0	0	2-0.5
Chance McGrady	3-0	6-2.0	0-0	.000	0-0	.000	0-0	.000	0-1	1	0.3	0-0	0	1	0	0	0-0.0
Simplice Njoya	2-0	5-2.5	0-2	.000	0-0	.000	0-0	.000	2-2	4	2.0	2-0	0	0	0	0	0-0.0
Team									19-18	37	2.6	1-		1			
Total	14-	2800-	379-846	.448	102-290	.352	273-387	.705	217-345	562	40.1	282-8	214	205	91	140	1133-80.9
Opponents	14-	2800-	310-773	.401	65-217	.300	222-331	.671	163-303	466	33.3	303-	168	244	28	95	907-64.8

Score By Periods	1st	2nd		Total		Deadball Rebounds	Off	Def		Total
Memphis	551	582	—	1133		Memphis	51	3	—	54
Opponents	451	456	—	907		Opponents	61	10	—	71

Bold indicates players returning in 2006-07



**RECORD SUMMARY**

	OVERALL	HOME	AWAY	NETURAL
All Games	33-4	19-1	10-1	4-2
Conference USA Games	13-1	7-0	6-1	0-0
Nonconference Games	20-3	12-1	4-0	4-2

DATE	OPPONENT	SCORE	HIGH SCORER	HIGH REBOUNDER	ATT.	RECORD
11/15/05	#Wisconsin-Milwaukee	W, 79-52	(17) Rodney Carney (17) Shawne Williams	(9) Rodney Carney	10165	1-0
11/17/05	#at Alabama	W, 87-76	(23) Darius Washington	(7) Joey Dorsey	4522	2-0
11/23/05	#vs UCLA	W, 88-80	(26) Shawne Williams	(9) Joey Dorsey	9766	3-0
11/25/05	#vs Duke	L, 67-70	(15) Shawne Williams	(8) Shawne Williams	12129	3-1
11/28/05	Lamar	W, 108-83	(23) Chris Douglas-Roberts	(13) Joey Dorsey	11244	4-1
11/30/05	Jackson State	W, 97-70	(25) Rodney Carney	(12) Robert Dozier	12384	5-1
12/3/05	at Cincinnati	W, 91-81	(32) Antonio Anderson	(7) Robert Dozier (7) Joey Dorsey	9440	6-1
12/10/05	at Providence	W, 97-89	(20) Darius Washington	(10) Joey Dorsey	8665	7-1
12/17/05	at Ole Miss	W, 72-49	(19) Rodney Carney	(9) Shawne Williams	8037	8-1
12/20/05	Louisiana Tech	W, 76-58	(37) Rodney Carney	(10) Rodney Carney	13761	9-1
12/27/05	Gonzaga	W, 83-72	(22) Darius Washington	(11) Shawne Williams	18208	10-1
12/30/05	Purdue	W, 90-70	(16) Chris Douglas-Roberts (16) Joey Dorsey	(13) Joey Dorsey	16835	11-1
1/2/06	Texas	L, 58-69	(22) Rodney Carney	(8) Joey Dorsey (8) Robert Dozier (8) Darius Washington	18035	11-2
1/4/06	Middle Tennessee	W, 83-50	(19) Rodney Carney	(9) Joey Dorsey	13525	12-2
1/8/06	Winthrop	W, 73-63	(21) Rodney Carney	(6) Rodney Carney (6) Shawne Williams	14171	13-2
1/11/06	*at East Carolina	W, 77-67	(27) Rodney Carney	(12) Shawne Williams	7553	14-2, 1-0
1/14/06	*SMU	W, 73-53	(15) Rodney Carney	(8) Joey Dorsey	14443	15-2, 2-0
1/18/06	Tennessee	W, 88-79	(22) Rodney Carney	(14) Shawne Williams	18144	16-2
1/21/06	*at Southern Miss	W, 85-68	(20) Darius Washington	(5) Chris Douglas-Roberts (5) Joey Dorsey (5) Robert Dozier	6412	17-2, 3-0
1/26/06	*UAB	W, 73-66	(26) Darius Washington	(16) Joey Dorsey	15529	18-2, 4-0
1/28/06	*UCF	W, 94-61	(26) Rodney Carney	(5) Antonio Anderson (5) Joey Dorsey	15177	19-2, 5-0
2/1/06	*at Tulsa	W, 84-61	(22) Darius Washington	(9) Robert Dozier	6740	20-2, 6-0
2/4/06	*at Rice	W, 84-79	(21) Chris Douglas-Roberts	(9) Joey Dorsey	3710	21-2, 7-0
2/11/06	*at Marshall	W, 91-81	(20) Rodney Carney (20) Darius Washington	(15) Robert Dozier	9048	22-2, 8-0
2/14/06	*Southern Miss	W, 80-41	(15) Rodney Carney	(13) Kareem Cooper	15441	23-2, 9-0
2/18/06	*at Tulane	W, 105-65	(24) Rodney Carney	(9) Robert Dozier	2582	24-2, 10-0
2/22/06	*UTEP	W, 66-56	(17) Chris Douglas-Roberts	(7) Shawne Williams	15073	25-2, 11-0
2/25/06	*Tulsa	W, 78-67	(21) Shawne Williams	(10) Joey Dorsey	17658	26-2, 12-0
3/2/06	*at UAB	L, 74-80	(17) Darius Washington	(16) Joey Dorsey	8500	26-3, 12-1
3/4/06	*Houston	W, 69-62	(17) Rodney Carney	(8) Shawne Williams	17061	27-3, 13-1
3/9/06	^Tulane	W, 75-56	(18) Rodney Carney	(8) Robert Dozier	11343	28-3
3/10/06	^Houston	W, 68-54	(23) Shawne Williams	(9) Joey Dorsey	12524	29-3
3/11/06	^UAB	W, 57-46	(18) Shawne Williams	(12) Joey Dorsey	16607	30-3
3/17/06	&vs Oral Roberts	W, 94-78	(19) Rodney Carney	(8) Robert Dozier	19028	31-3
3/19/06	&vs Bucknell	W, 72-56	(13) Antonio Anderson	(6) Joey Dorsey	19251	32-3
3/23/06	%vs Bradley	W, 80-64	(23) Rodney Carney	(11) Joey Dorsey	19596	33-3
3/25/06	%vs UCLA	L, 45-50	(13) Darius Washington	(8) Robert Dozier (8) Shawne Williams	19689	33-4

\* = Conference USA Game

# = NIT Season Tip-Off

^ = Conference USA Championship (Memphis, Tenn.)

&amp; = NCAA Tournament First/Second Rounds (Dallas, Texas)

% = NCAA Tournament Oakland Regional (Oakland, Calif.)

**ATTENDANCE SUMMARY**

	GAMES	TOTALS	AVG/GAME
Home	20	297328	14867
Away	11	75209	6838
Neutral	6	99459	16577
Total	37	471996	12757

Review



History



Media



Preview



Coaches



Players



Opponents



C-USA





## Game #1

UW-Milwaukee 52  
Memphis (#12/12) 79

NIT Season Tip-Off 1st Rd • Nov. 15, 2005 • FedExForum • Memphis, Tenn.

UWM	FG-A	3P-A	FT-A	RB	TP	A	TO	B	SMin
Tucker	6-14	1-4	10-14	6	23	1	3	0	35
McCoy	0-3	0-1	1-2	2	1	0	1	1	13
Tigert	0-6	0-2	2-4	4	2	1	1	1	29
Hill	1-5	0-1	0-0	5	2	3	3	0	25
Davis	2-7	1-4	4-4	2	9	0	3	0	17
Massiah	0-2	0-1	2-2	3	2	0	0	0	17
Smith	2-11	0-1	3-4	4	7	0	2	0	15
Pancratz	0-0	0-0	4-4	3	4	1	2	0	24
Hanson	0-0	0-0	0-0	0	0	0	1	0	1
Wimmer	0-1	0-0	0-0	0	0	0	1	0	4
Hansen	0-0	0-0	0-0	0	0	0	0	0	1
Bendall	1-3	0-0	0-0	3	2	0	0	0	6
Young	0-1	0-0	0-0	0	0	0	0	0	3
Ford	0-1	0-0	0-0	4	0	0	2	0	10
TEAM				3					
Totals	12-54	2-14	26-34	39	52	6	19	2	4 200

Memphis	FG-A	3P-A	FT-A	RB	TP	A	TO	B	SMin
Williams, S.	6-11	1-5	4-6	4	17	4	4	3	4 28
Dorsey	1-2	0-0	0-2	7	2	0	1	4	0 19
D.-Roberts	2-7	0-1	0-1	3	4	2	2	1	1 22
Anderson	0-2	0-1	0-0	3	0	3	0	1	0 28
Washington	5-9	0-1	6-7	3	16	4	3	0	2 24
Wade	0-0	0-0	0-0	0	0	0	0	0	0 1
Williams, W.	0-0	0-0	0-0	0	0	0	0	0	0 1
Dozier	0-3	0-1	1-2	6	1	0	0	1	0 14
Carney	6-14	5-10	0-0	9	17	3	2	0	4 29
McGrady	0-0	0-0	0-0	1	0	0	0	0	0 1
Njoya	0-0	0-0	0-0	0	0	0	0	0	0 1
Allen	2-4	0-1	2-2	1	6	1	0	0	1 11
Long	0-0	0-0	0-0	0	0	0	0	0	0 1
Sandridge	1-2	0-1	0-0	0	2	0	0	0	0 1
Cooper	4-7	0-0	6-6	5	14	0	2	1	0 19
TEAM				3					
Totals	27-61	6-21	19-26	45	79	17	14	11	12 200

UW-Milwaukee	28	24	—	52
Memphis	40	39	—	79

Officials: Hess, Lindsay, Hull  
Attendance: 10,165

## Game #2

Memphis (#12/12) 87  
Alabama (#15/14) 76

NIT Season Tip-Off 2nd Rd • Nov. 17, 2005 • Coleman Coliseum • Tuscaloosa, Ala.

Memphis	FG-A	3P-A	FT-A	RB	TP	A	TO	B	SMin
Williams, S.	1-2	0-1	5-8	3	7	0	2	1	2 22
Carney	4-10	2-5	0-0	3	10	0	0	0	0 23
Anderson	3-4	2-3	0-2	6	8	3	2	0	0 28
Dorsey	4-7	0-0	1-3	7	9	0	0	0	2 17
Washington	8-18	0-1	7-9	3	23	6	5	0	0 29
Williams, W.	1-2	0-0	0-0	0	2	0	0	0	0 2
Dozier	4-9	1-2	2-2	5	11	2	1	1	1 19
D.-Roberts	4-8	0-1	1-2	4	9	1	2	0	2 25
Njoya	0-0	0-0	0-0	2	0	0	0	0	0 2
Allen	0-2	0-0	0-0	3	0	1	0	0	0 13
Cooper	4-8	0-1	0-0	2	8	1	1	0	0 20
TEAM				5					
Totals	33-70	5-14	16-26	43	87	14	13	2	7 200

Alabama	FG-A	3P-A	FT-A	RB	TP	A	TO	B	SMin
Davis	5-12	0-1	5-7	3	15	2	4	1	1 29
Brock	2-4	0-0	2-4	2	6	0	1	1	0 13
Steele	3-11	0-2	2-2	3	8	3	1	0	2 39
Felix	2-8	1-5	2-7	6	7	1	2	0	0 25
Davidson	4-14	0-1	9-11	19	17	2	3	4	1 34
Hollinger	1-2	0-1	0-0	0	2	0	1	0	0 6
Gee	1-3	0-1	0-0	3	2	0	1	0	0 15
Hendrix	0-2	0-0	1-4	5	1	2	3	3	0 15
Jouns	4-6	4-6	6-7	3	18	0	1	0	1 24
TEAM				2					
Totals	22-62	5-17	27-42	46	76	10	17	9	5 200

Memphis	48	39	—	87
Alabama	32	44	—	76

Officials: Donato, Driscoll, Blair  
Attendance: 4,522

## Game #3

UCLA (#16/16) 80  
Memphis (#11/11) 88

NIT Season Tip-Off Series • Nov. 23, 2005 • Madison Square Garden • New York, NY

UCLA	FG-A	3P-A	FT-A	RB	TP	A	TO	B	SMin
Bozeman	3-9	0-1	5-7	5	11	0	1	0	1 32
Mbah a Moute	1-5	0-1	2-5	7	4	1	4	1	2 29
Hollins	2-5	0-0	4-6	4	8	0	0	3	0 19
Afflalo	5-10	3-5	1-2	6	14	1	3	0	0 35
Farmar	9-20	4-9	6-8	5	28	7	5	0	2 39
Collison	1-4	0-2	0-0	1	2	3	1	0	1 17
Fey	5-11	0-0	3-3	4	13	0	0	1	0 21
Roll	0-3	0-0	0-0	0	0	0	0	0	1 8
TEAM				5					
Totals	26-67	7-18	21-31	37	80	12	14	5	7 200

Memphis	FG-A	3P-A	FT-A	RB	TP	A	TO	B	SMin
Carney	5-11	2-5	5-7	3	17	1	2	1	3 31
Williams, S.	10-13	5-7	1-2	7	26	4	4	0	0 32
Dorsey	3-4	0-0	1-2	9	7	0	0	3	0 25
Anderson	2-4	0-0	3-5	3	7	5	2	0	1 32
Washington	6-12	0-2	4-4	3	16	2	4	0	1 33
D.-Roberts	2-4	0-1	3-4	0	7	0	2	0	0 14
Cooper	2-4	1-1	0-1	1	5	0	2	0	0 9
Allen	0-0	0-0	1-2	2	1	0	2	0	0 7
Dozier	0-4	0-1	0-0	3	0	0	0	1	0 11
Williams, W.	1-2	0-0	0-1	5	2	0	1	0	1 6
TEAM				4					
Totals	22-62	5-17	27-42	46	76	10	17	9	5 200

UCLA	34	46	—	80
Memphis	51	37	—	88

Officials: Higgins, Driscoll, Jones  
Attendance: 9,766

Despite playing with a deep thigh bruise, Darius Washington Jr. played a tremendous game in the Tigers' NIT Season Tip-Off win at Alabama. In a battle of point guards (Washington vs. Ronald Steele), Washington had 23 points, three boards and six assists.

## Game #4

Memphis (#11/11) 67  
Duke (#1/1) 70

NIT Season Tip-Off Final • Nov. 25, 2005 • Madison Square Garden • New York, NY

Duke	FG-A	3P-A	FT-A	RB	TP	A	TO	B	SMin
McRoberts	6-9	0-0	0-0	4	12	0	1	0	0 31
Williams	11-13	0-0	8-13	8	30	0	1	3	2 39
Paulus	1-7	1-3	2-2	7	5	8	4	0	1 38
Redick	4-9	3-3	4-5	2	15	3	3	0	1 36
Dockery	3-11	1-5	1-2	4	8	3	0	0	1 35
Melchionni	0-1	0-0	0-3	4	0	0	2	0	2 16
Pocius	0-1	0-1	0-0	0	0	0	0	0	1 5
TEAM				5					1
Totals	25-51	5-12	15-25	34	70	14	12	3	8 200

Memphis	FG-A	3P-A	FT-A	RB	TP	A	TO	B	SMin
Carney	4-10	1-4	3-5	3	12	1	0	1	3 31
Williams, S.	6-15	1-6	2-3	8	15	1	2	0	0 23
Dorsey	3-4	0-0	0-1	4	6	0	3	2	1 14
Anderson	2-9	1-6	1-2	1	6	6	1	0	1 33
Washington	4-11	2-4	1-2	2	11	1	0	0	1 29
Cooper	3-5	0-0	0-0	5	6	0	2	0	0 12
Dozier	0-4	0-2	0-0	6	0	1	2	3	0 17
D.-Roberts	4-4	1-1	0-0	1	9	1	1	0	0 16
Allen	1-4	0-0	0-0	2	2	2	1	0	3 11
Njoya	0-0	0-0	0-0	3	0	0	0	0	0 14
TEAM				5					1
Totals	27-66	6-23	7-13	40	67	13	13	6	9 200

Duke	42	28	—	70
Memphis	41	26	—	67

Officials: Burr, Haney, Cahill  
Attendance: 12,129

## Game #5

Lamar 83  
Memphis (#9/9) 108

Nov. 28, 2005 • FedExForum • Memphis, Tenn.

Lamar	FG-A	3P-A	FT-A	RB	TP	A	TO	B	SMin
Daniels	13-29	6-17	9-11	8	41	6	4	0	3 40
Goodwin	2-8	0-1	0-2	7	4	2	4	1	2 24
Fairley	3-3	0-0	0-0	1	6	1	0	1	1 12
Chappell	0-3	0-3	0-2	1	0	2	1	0	1 20
Barrow	5-14	1-4	4-5	2	15	3	5	1	2 38
Beard	1-4	0-0	0-0	3	2	2	2	0	0 15
Whittle	1-5	1-3	3-6	1	6	3	1	0	3 17
Burchett	0-0	0-0	0-0	0	0	0	0	0	0 6
Grant	3-4	0-0	0-0	1	6	0	1	2	0 18
Nwevo	1-2	0-0	1-4	2	3	0	0	0	0 10
TEAM				6					1
Totals	29-72	8-28	17-30	32	83	19	19	5	12 200

Memphis	FG-A	3P-A	FT-A	RB	TP	A	TO	B	SMin
Williams, S.	7-17	1-5	6-7	10	21	5	4	1	2 32
Carney	7-14	2-7	5-8	4	21	1	3	1	2 20
Dorsey	4-6	0-0	1-8	13	9	0	1	5	2 19
D.-Roberts	7-11	1-2	8-8	8	23	2	1	0	1 30
Anderson	1-5	1-2	1-3	4	4	1	4	1	1 18
Wade	1-1	0-0	1-1	2	3	1	1	0	1 4
Williams, W.	1-2	0-0	0-2	2	2	1	0	0	0 9
Dozier	7-12	0-0	0-0	11	14	2	2	1	0 20
McGrady	0-0	0-0	0-0	0	0	0	0	0	0 1
Njoya	0-2	0-0	1-2	3	1	0	0	2	0 14
Allen	4-8	1-3	1-6	5	10	5	4	0	3 31
Long	0-0	0-0	0-0	1	0	0	1	0	0 1
Sandridge	0-2	0-2	0-0	0	0	0	0	0	0 1
TEAM				2					
Totals	39-80	6-21	24-45	65	108	18	21	11	12 200

Lamar	41	42	—	83
Memphis	43	65	—	108

Officials: Burr, O'Neill, Rose  
Attendance: 11,244



## Game #6

Jackson State 70  
Memphis (#9/9) 97

Nov. 30, 2005 • FedExForum • Memphis, Tenn.

Jackson St.	FG-A	3P-A	FT-A	RB	TP	A TO	B	S	Min
Young	2-15	0-2	4-4	6	8	2 0 0	1	3	32
Caldwell	0-4	0-0	0-0	4	0	0 2 0	0	1	14
Givens	5-11	4-9	0-0	1	14	3 1 1	0	2	26
Wallace	1-6	1-3	1-2	3	4	2 2 0	1	2	24
Johnson	8-17	4-7	4-4	3	24	3 5 0	1	3	36
Jones	0-1	0-0	0-0	0	0	0 0 0	0	0	5
White	3-6	0-0	2-2	4	8	4 2 0	5	2	20
Harris	0-0	0-0	0-0	0	0	0 0 0	1	2	2
W.-Parker	2-2	2-2	0-0	0	6	0 0 0	1	1	8
Jarrow	0-2	0-0	0-0	3	0	0 0 0	0	0	8
Smith	0-1	0-0	0-0	1	0	0 1 1	1	2	2
Tompkins	3-4	0-0	0-2	6	6	1 2 1	2	1	13
Hassell	0-3	0-0	0-0	2	0	0 2 0	0	0	10
TEAM				2			1		
Totals	24-72	11-23	11-14	35	70	15 18	3 13	20	

Memphis	FG-A	3P-A	FT-A	RB	TP	A TO	B	S	Min
Williams, S.	7-11	3-7	0-0	4	17	4 1 4	1	2	25
Carney	9-17	6-11	1-2	5	25	2 3 2	0	2	25
Dorsey	3-5	0-0	4-6	11	10	2 1 1	1	2	21
Anderson	2-5	2-4	0-0	2	6	4 2 0	0	3	30
Washington	2-5	1-3	5-7	1	10	6 4 0	0	0	18
Wade	0-1	0-0	2-4	0	2	0 0 0	1	4	4
Williams, W.	3-3	0-0	0-0	2	6	0 2 1	0	1	11
Dozier	1-9	0-2	0-0	12	2	1 2 5	1	2	26
McGrady	0-0	0-0	0-0	0	0	1 0 0	0	2	2
Njoya	0-0	0-0	0-0	0	0	0 0 0	1	1	2
Allen	3-5	2-2	0-0	1	8	4 2 0	3	2	20
Long	0-0	0-0	0-0	2	0	0 0 0	0	0	1
Sandridge	0-1	0-1	0-0	0	0	0 1 0	1	5	5
Cooper	2-3	0-0	7-7	4	11	1 3 1	0	1	10
TEAM				4			1		
Totals	32-65	14-30	19-26	48	97	25 22	15 9	200	

Jackson State 25 45 — 70  
Memphis 45 52 — 97  
Officials: Lusk, Moore, Daily  
Attendance: 12,384

## Game #7

Memphis (#9/9) 91  
Cincinnati 81

Dec. 3, 2005 • Fifth Third Arena • Cincinnati, Ohio

Memphis	FG-A	3P-A	FT-A	RB	TP	A TO	B	S	Min
Williams, S.	7-13	3-4	2-2	5	19	3 1 2	3	1	19
Carney	0-4	0-3	0-0	3	0	0 1 1	0	1	11
Cooper	4-5	0-0	0-0	3	8	0 3 0	0	0	19
Anderson	11-15	7-9	3-5	2	32	2 2 0	2	3	35
Washington	3-12	1-2	5-7	6	12	8 5 1	1	3	30
Williams, W.	0-0	0-0	0-0	1	0	0 0 1	0	5	5
Dozier	1-5	0-1	2-3	7	4	0 1 1	0	2	23
D.-Roberts	4-12	0-2	3-4	6	11	3 4 1	1	3	33
Njoya	0-0	0-0	0-0	0	0	0 0 1	0	1	1
Allen	0-3	0-0	1-2	1	1	2 0 0	2	1	11
Dorsey	2-6	0-0	0-2	7	4	0 1 0	1	1	13
TEAM				4					
Totals	32-75	11-21	16-25	45	91	18 18	8 10	200	

Cincinnati	FG-A	3P-A	FT-A	RB	TP	A TO	B	S	Min
Hicks	3-11	0-0	9-14	14	15	0 2 3	0	3	37
McGowan	3-8	0-1	2-4	6	8	1 1 0	1	3	30
Kirkland	4-8	2-4	0-0	3	10	3 3 0	0	2	27
Downey	5-11	0-3	4-4	2	14	2 3 0	1	3	32
White	4-9	1-3	8-8	6	17	2 5 2	0	3	32
Tilford	0-3	0-2	0-0	0	0	0 0 0	0	0	1
Muhammad	6-13	3-5	2-4	3	17	0 4 0	0	2	28
Allen	0-2	0-1	0-0	4	0	0 1 0	1	1	11
Coleman	0-1	0-1	0-0	1	0	0 0 0	0	2	2
Murray	0-0	0-0	0-0	0	0	0 0 0	0	0	0+
TEAM				3			1		
Totals	32-65	14-30	19-26	48	97	25 22	15 9	200	

Memphis 44 47 — 91  
Cincinnati 35 46 — 81  
Officials: Higgins, Kitts, Scagliotta; Attendance: 9,440

## Game #8

Memphis (#7/7) 97  
Providence 89

Dec. 10, 2005 • Dunkin' Donuts Center • Providence, R.I.

Memphis	FG-A	3P-A	FT-A	RB	TP	A TO	B	S	Min
Williams, S.	1-5	0-3	7-10	2	9	2 2 0	0	0	17
Dorsey	4-5	0-0	3-6	10	11	3 0 3	1	2	29
D.-Roberts	5-7	3-3	3-4	5	16	2 4 0	0	3	31
Anderson	2-3	1-2	5-6	4	10	3 3 0	0	2	22
Washington	7-10	2-3	4-5	3	20	4 2 0	2	3	30
Williams, W.	1-1	0-0	0-0	0	2	0 0 0	0	3	3
Dozier	2-3	0-0	3-3	1	7	0 2 0	1	2	20
Carney	5-13	5-11	2-2	3	17	3 5 0	1	2	26
Allen	1-3	1-2	0-0	0	3	2 0 0	1	1	11
Cooper	1-2	0-0	0-0	3	2	1 0 0	2	1	11
TEAM				2			1		
Totals	29-52	12-24	27-36	33	97	20 19	3 8	200	

Providence	FG-A	3P-A	FT-A	RB	TP	A TO	B	S	Min
McDermott	1-3	0-0	3-3	3	5	2 0 0	0	5	19
Burch	4-9	3-6	0-0	2	11	2 3 0	1	2	28
Hanke	8-11	0-0	2-2	3	18	0 2 0	0	1	18
McGrath	7-11	5-9	9-9	1	28	1 2 0	1	3	35
Curry	1-6	1-3	1-2	2	4	6 2 0	0	3	32
White	3-5	0-2	8-8	1	14	2 4 0	2	1	18
Cross	0-0	0-0	0-0	0	0	0 0 0	0	0	0+
Efejuku	0-2	0-1	4-6	2	4	0 1 0	1	1	14
Hill	1-4	0-0	3-4	5	5	2 2 1	2	2	23
Kale	0-0	0-0	0-0	0	0	1 0 0	0	0	13
TEAM				3			1		
Totals	25-51	9-21	30-34	22	89	16 17	1 12	200	

Memphis 45 52 — 97  
Providence 38 51 — 89

Officials: Donato, Scagliotta, Lindsay  
Attendance: 8,665



In only his seventh game at the collegiate level, freshman Antonio Anderson had a break-out performance vs. Cincinnati. Anderson scored a career-high 32 points and tied a school record with seven treys. He was honored as Rivals.com National Freshman of the Week.

## Game #9

Memphis (#5/5) 72  
Ole Miss 49

Dec. 17, 2005 • Tad Smith Coliseum • Oxford, Miss.

Memphis	FG-A	3P-A	FT-A	RB	TP	A TO	B	S	Min
Williams, S.	5-14	1-6	2-3	9	13	1 2 1	0	2	29
Dorsey	0-3	0-0	0-0	5	0	0 1 1	0	1	13
D.-Roberts	3-6	0-2	0-0	2	6	2 4 0	0	0	28
Anderson	2-7	1-4	0-1	7	5	3 0 0	3	3	36
Washington	2-3	1-1	0-0	1	5	0 1 0	0	8	8
Williams, W.	3-3	0-0	3-3	4	9	0 0 1	0	2	22
Dozier	2-5	0-0	2-2	7	6	0 0 1	0	1	14
Carney	7-15	1-5	4-7	6	19	0 3 0	3	2	23
Njoya	0-0	0-0	0-0	0	0	0 0 0	0	2	2
Allen	4-8	1-1	0-1	3	9	3 4 0	3	2	25
TEAM				6					
Totals	28-64	5-19	11-17	50	72	9 15	4 9	200	

Ole Miss	FG-A	3P-A	FT-A	RB	TP	A TO	B	S	Min
Parnell	1-2	0-0	2-3	2	4	0 0 0	0	0	23
Curtis	2-7	0-0	2-2	5	6	0 2 1	1	1	31
Abernethy	2-8	2-6	0-0	4	6	1 4 0	0	3	33
Nolen	1-5	0-2	2-4	3	4	0 3 0	0	1	15
Patterson	0-3	0-3	1-3	2	1	3 0 1	0	2	27
Smith, B.	1-3	1-3	0-0	0	3	0 0 0	2	4	4
Sanders	4-12	2-7	3-6	2	13	0 3 1	2	2	26
Doyle	1-5	0-2	0-0	5	2	2 1 0	0	1	11
Hansbro	0-2	0-2	0-0	0	0	0 0 0	0	0	7
Hampton	3-5	0-0	2-4	2	8	2 2 0	0	1	15
Smith, M.	1-2	0-1	0-0	1	2	0 0 0	0	0	8
TEAM				7					
Totals	16-54	5-26	12-22	33	49	8 15	3 5	200	

Memphis 39 33 — 72  
Ole Miss 26 23 — 49  
Officials: Caldwell, Hampton, Crawford  
Attendance: 8,037

## Game #10

Louisiana Tech 58  
Memphis (#4/4) 76

Dec. 20, 2005 • FedExForum • Memphis, Tenn.

La. Tech	FG-A	3P-A	FT-A	RB	TP	A TO	B	S	Min
Wilds	3-5	2-4	0-0	2	8	1 0 0	0	1	14
Millsap	10-19	0-0	7-9	12	27	1 4 3	2	4	40
Haskins	3-8	0-1	0-0	4	6	9 7 0	1	3	33
Elliott	2-6	1-5	3-4	3	8	1 3 0	1	2	24
Richardson	0-2	0-0	2-2	1	2	2 1 0	1	2	21
McKenzie	0-2	0-2	0-0	7	0	2 5 1	0	2	26
Washington	0-2	0-1	0-0	0	0	1 1 0	1	7	7
McDowell	0-6	0-5	0-0	3	0	1 2 0	3	12	12
Ibrahim	0-0	0-0	0-0	0	0	0 0 0	0	3	3
Disy	0-0	0-0	0-0	0	0	0 0 0	0	3	3
Dean	3-5	1-2	0-0	0	7	1 3 0	1	1	17
TEAM				4			1		
Totals	21-55	4-20	12-15	36	58	19 27	4 11	200	

Memphis	FG-A	3P-A	FT-A	RB	TP	A TO	B	S	Min
Dozier	2-5	0-1	0-0	3	4	0 2 1	0	2	21
Dorsey	2-5	0-0	1-6	9	5	0 1 3	2	3	30
D.-Roberts	3-6	0-0	0-0	2	6	4 2 0	1	2	22
Anderson	1-7	0-3	1-2	8	3	5 4 0	4	2	28
Allen	1-8	0-4	0-0	2	2	2 4 2	2	2	24
Wade	0-0	0-0	0-0	0	0	0 0 0	0	0	1
Williams, W.	1-2	0-0	0-0	1	2	1 1 0	0	1	11
Williams, S.	5-14	3-7	4-5	6	17	3 2 2	5	3	33
Carney	14-25	5-10	4-4	10	37	2 2 0	4	3	30
TEAM				4					
Totals	29-72	8-25	10-17	45	76	17 18	8 18	200	

Louisiana Tech 30 28 — 58  
Memphis 40 36 — 76  
Officials: Welmer, Thornley, Hartzell  
Attendance: 13,761





Before 18,000 Tiger fans and a national television audience, freshman Shawne Williams posted a double-double of 14 points and 11 rebounds in Memphis' 83-72 win over Gonzaga. Williams also played well on the defensive end, holding Adam Morrison scoreless the last nine minutes of the game.

Game #11													ESPN 2
<b>Gonzaga (#8/8)</b>													72
<b>Memphis (#4/4)</b>													83
Dec. 27, 2005 • FedExForum • Memphis, Tenn.													

Gonzaga	FG-A	3P-A	FT-A	RB	TP	A	TO	B	S	Min
Morrison	9-20	4-6	12-12	5	34	3	1	0	0	37
Mallon	1-6	0-0	2-3	5	4	2	1	0	0	27
Batista	5-13	0-0	5-8	8	15	1	2	0	0	35
Raivio	3-12	2-8	0-0	1	8	4	2	0	2	38
Knight	0-1	0-0	0-0	1	0	0	1	0	0	9
Pargo	0-4	0-2	2-2	6	2	1	2	0	0	15
A.-Cespedes	1-1	1-1	0-0	1	3	0	1	0	0	11
Gurganious	1-3	0-0	0-1	4	2	0	0	0	0	10
Pendergraft	2-4	0-0	0-0	8	4	4	1	0	2	18
TEAM				3						
Totals	22-64	7-17	21-26	42	72	15	11	0	4	200

Memphis	FG-A	3P-A	FT-A	RB	TP	A	TO	B	S	Min
Williams, S.	5-15	1-6	3-5	11	14	2	1	0	1	28
Dorsey	2-3	0-0	0-0	8	4	1	1	1	0	21
D.-Roberts	4-7	1-2	1-2	3	10	2	1	0	0	30
Anderson	3-6	0-3	1-2	5	7	0	2	1	3	26
Washington	8-13	1-3	5-6	2	22	10	2	0	0	32
Williams, W.	1-1	0-0	0-4	1	2	0	0	1	0	14
Dozier	0-2	0-0	2-2	4	2	1	0	1	0	16
Carney	6-12	4-8	1-2	3	17	1	0	0	0	24
Njoya	0-0	0-0	0-0	0	0	0	0	0	0	1
Allen	2-4	1-3	0-2	1	5	1	1	0	0	8
TEAM				4						
Totals	31-63	8-25	13-25	42	83	18	8	4	4	200

Gonzaga 40 32 — 72  
 Memphis 35 48 — 83  
**Officials:** Cartmell, Eggers, Burkhardt  
**Attendance:** 18,208

Game #12													upn 30
<b>Purdue</b>													70
<b>Memphis (#4/4)</b>													90
Dec. 30, 2005 • FedExForum • Memphis, Tenn.													

Purdue	FG-A	3P-A	FT-A	RB	TP	A	TO	B	S	Min
Minnoy	2-4	0-0	1-2	6	5	3	4	0	1	22
Kiefer	5-11	1-2	2-2	6	13	0	2	0	2	22
Lutz	4-11	3-6	2-2	3	13	2	2	0	0	38
Dillon	0-2	0-1	0-1	2	0	2	4	0	1	28
Green	3-7	1-4	2-2	0	9	2	2	1	1	24
Hartley	0-0	0-0	0-0	1	0	3	0	0	1	9
Riddell	0-0	0-0	2-2	0	2	0	0	0	0	1
Spates	4-7	2-4	0-0	0	10	2	2	0	1	24
White	3-9	0-0	7-9	7	13	0	5	1	1	19
Carroll	2-2	0-0	1-1	1	5	0	0	0	0	4
Ware	0-1	0-0	0-4	2	0	0	3	1	0	9
TEAM				2						1
Totals	23-54	7-17	17-25	30	70	14	25	3	8	200

Memphis	FG-A	3P-A	FT-A	RB	TP	A	TO	B	S	Min
Williams, S.	6-9	3-5	0-0	3	15	2	1	0	1	19
Dorsey	6-10	0-0	4-5	13	16	3	3	3	1	30
D.-Roberts	6-11	0-1	4-4	2	16	3	2	1	4	32
Anderson	2-3	1-1	0-0	2	5	3	2	0	4	27
Washington	4-9	0-2	1-1	1	9	2	2	0	0	18
Wade	1-1	1-1	0-0	0	3	0	1	0	0	2
Williams, W.	1-3	0-0	0-0	1	2	1	2	0	2	10
Dozier	4-11	1-2	2-3	4	11	0	3	1	2	21
Carney	3-11	1-3	1-2	4	8	0	2	1	0	18
McGrady	0-0	0-0	0-0	0	0	1	0	0	0	0
Allen	2-3	0-0	1-2	4	5	4	3	1	0	20
Long	0-0	0-0	0-0	0	0	0	0	0	0	1
Sandridge	0-0	0-0	0-0	0	0	0	0	0	0	1
TEAM				7						
Totals	35-71	7-15	13-17	41	90	19	21	7	14	200

Purdue 26 44 — 70  
 Memphis 45 45 — 90  
**Officials:** Hightower, Welmer, O'Neill  
**Attendance:** 16,835

Game #13													ESPN
<b>Texas (#15/16)</b>													69
<b>Memphis (#4/4)</b>													58
Jan. 2, 2006 • FedExForum • Memphis, Tenn.													

Texas	FG-A	3P-A	FT-A	RB	TP	A	TO	B	S	Min
Tucker	8-17	0-0	8-10	13	24	1	7	1	3	38
Buckman	1-11	0-6	4-6	7	6	2	4	5	1	39
Aldridge	6-7	0-0	0-0	8	12	0	0	2	2	24
Gibson	6-12	4-7	2-4	4	18	2	1	0	2	40
Paulino	2-5	0-1	1-1	1	5	6	4	0	0	31
Abrams	0-1	0-1	4-4	1	4	3	2	0	1	16
Atchley	0-2	0-2	0-0	0	0	0	2	1	0	12
TEAM				5						1
Totals	23-55	4-17	19-25	39	69	14	21	9	9	200

Memphis	FG-A	3P-A	FT-A	RB	TP	A	TO	B	S	Min
Williams, S.	2-14	2-9	4-4	7	10	1	4	0	1	30
Dorsey	1-5	0-0	2-2	8	4	1	2	2	2	24
D.-Roberts	1-4	0-1	2-4	2	4	0	3	1	2	24
Anderson	1-5	0-4	0-0	2	2	3	2	0	0	25
Washington	4-11	1-3	0-0	8	9	3	5	0	2	27
Williams, W.	1-2	0-0	1-2	1	3	1	0	0	0	5
Dozier	2-4	0-0	0-0	8	4	1	5	1	3	17
Carney	8-22	3-14	3-4	6	22	0	0	0	0	31
Allen	0-2	0-1	0-0	1	0	2	1	0	1	13
Cooper	0-1	0-0	0-0	1	0	0	0	0	0	4
TEAM				1						
Totals	20-70	6-32	12-16	45	58	12	22	4	11	200

Texas 29 40 — 69  
 Memphis 23 35 — 58  
**Officials:** Burr, Shaw, Hillary  
**Attendance:** 18,035

Game #14													upn 30
<b>Middle Tennessee</b>													50
<b>Memphis (#4/4)</b>													83
Jan. 4, 2006 • FedExForum • Memphis, Tenn.													

MTSU	FG-A	3P-A	FT-A	RB	TP	A	TO	B	S	Min
Morrison	2-4	0-1	7-9	4	11	0	4	0	2	26
Blue	4-10	0-1	1-1	5	9	1	1	2	1	25
Young	2-6	0-0	1-2	4	5	1	4	1	0	22
Cuyler	0-8	0-6	3-4	2	3	2	3	0	0	30
Vogelsberg	1-3	1-2	0-0	0	3	2	4	0	0	20
Howard	2-7	1-2	3-4	5	8	2	5	1	1	17
O'Neil	0-0	0-0	0-0	1	0	2	2	0	0	9
Kanaskie	1-3	1-3	0-0	0	3	2	0	0	0	22
Lake	2-3	0-1	0-0	0	4	0	1	0	1	12
Hudson	2-6	0-0	0-0	5	4	1	1	2	1	17
TEAM				7						
Totals	16-50	3-16	15-20	33	50	13	25	6	6	200

Memphis	FG-A	3P-A	FT-A	RB	TP	A	TO	B	S	Min
Williams, S.	0-4	0-0	2-2	3	2	3	1	0	1	17
Carney	8-17	3-9	0-2	1	19	1	1	0	3	23
Dorsey	7-7	0-0	0-1	9	14	0	0	6	3	23
D.-Roberts	2-5	0-1	4-4	6	8	2	2	0	0	27
Washington	1-4	1-3	0-0	3	3	5	1	0	2	20
Williams, W.	0-0	0-0	2-2	1	2	0	0	0	0	4
Dozier	4-6	0-1	4-5	6	12	0	2	1	2	22
Anderson	4-7	1-2	4-4	2	13	2	2	0	4	31
Allen	2-4	1-2	1-2	1	6	5	4	0	1	21
Cooper	2-6	0-0	0-1	2	4	0	1	0	0	12
TEAM				4						
Totals	30-60	6-18	17-23	38	83	18	14	7	16	200

Middle Tennessee 26 24 — 50  
 Memphis 40 43 — 83  
**Officials:** Olson, Harris, Pyatt  
**Attendance:** 13,525

Game #15		
<b>Winthrop</b>	<b>63</b>	
<b>Memphis (#4/4)</b>	<b>73</b>	
<hr/>		
Jan. 8, 2006 • FedExForum • Memphis, Tenn.		



## Game #16

Memphis (#5/5) 77  
East Carolina 67

Jan. 11, 2006 • Williams Arena • Greenville, N.C.

Memphis	FG-A	3P-A	FT-A	RB	TP	A	TO	B	S	Min
Williams, S.	5-16	1-6	2-2	12	13	3	2	4	3	34
Carney	8-23	6-13	5-5	4	27	2	1	0	3	36
D.-Roberts	0-1	0-1	0-0	1	0	1	0	0	0	9
Dorsey	1-1	0-0	0-0	1	2	0	1	1	0	8
Washington	2-9	1-6	3-4	5	8	3	2	1	1	27
Williams, W.	0-0	0-0	0-0	1	0	0	1	1	0	5
Dozier	2-4	0-0	2-5	9	6	0	2	1	0	23
Anderson	4-10	1-5	2-2	6	11	4	1	0	2	30
Allen	2-5	1-4	0-1	4	5	3	2	0	1	16
Cooper	2-2	0-0	1-1	2	5	2	2	0	0	12
TEAM				0						

Totals 26-71 10-35 15-20 45 77 18 14 8 10 200

ECU	FG-A	3P-A	FT-A	RB	TP	A	TO	B	S	Min
Beale	3-10	0-1	0-0	2	6	0	0	0	0	22
Rouse	6-11	1-1	7-8	12	20	1	2	0	0	28
Hinnant	5-10	2-4	1-3	3	13	1	3	0	1	36
McNeil	1-5	0-0	1-1	2	3	9	2	0	1	24
Ingram	4-10	1-4	3-4	11	12	0	1	0	0	34
Captain	3-9	2-7	0-0	1	8	4	1	0	2	23
Robinson	0-1	0-0	1-2	1	1	0	0	0	0	1
Gagnon	0-1	0-1	0-0	0	0	0	0	0	0	3
Hart	0-1	0-0	4-7	4	4	0	2	0	0	19
Goods	0-1	0-0	0-0	2	0	0	1	0	1	10
TEAM				4			5			

Totals 22-59 6-18 17-25 42 67 15 17 0 5 200

Memphis 32 45 — 77  
East Carolina 32 35 — 67

Officials: McDonald, Wood, Menees  
Attendance: 7,553

## Game #17

SMU 53  
Memphis (#5/5) 73

Jan. 14, 2006 • FedExForum • Memphis, Tenn.

SMU	FG-A	3P-A	FT-A	RB	TP	A	TO	B	S	Min
Pearson	1-11	0-3	1-2	4	3	1	2	1	0	27
Fall	3-5	0-0	0-0	3	6	0	2	3	0	16
Willingham	1-5	1-3	0-0	2	3	3	0	0	0	24
Hopkins, B.	7-12	5-8	0-0	4	19	4	3	0	2	34
Roberts	3-3	0-0	0-0	5	6	3	2	0	0	28
Morris	3-9	0-0	2-4	7	8	1	1	0	0	20
Ofoegbu	0-1	0-0	1-2	1	1	0	0	0	0	10
Killen	0-0	0-0	0-1	0	0	2	0	0	0	18
Hopkins, R.	0-0	0-0	0-0	1	0	1	0	0	0	1
Rackauskas	1-3	0-0	0-0	2	2	0	3	0	0	9
Epps	2-8	1-3	0-0	3	5	1	0	0	0	13
TEAM				4			2			

Totals 21-57 7-17 4-9 36 53 16 15 4 3 200

Memphis	FG-A	3P-A	FT-A	RB	TP	A	TO	B	S	Min
Williams, S.	2-7	2-3	1-2	4	7	0	2	1	0	27
Carney	6-9	1-3	2-4	1	15	3	3	0	3	24
Dorsey	5-7	0-0	3-7	8	13	1	1	2	2	22
D.-Roberts	4-7	0-1	1-2	7	9	2	0	2	1	27
Washington	5-10	3-3	0-0	1	13	4	2	0	0	22
Williams, W.	0-0	0-0	0-1	1	0	0	0	0	0	2
Dozier	1-3	0-1	0-0	0	2	1	1	1	0	21
Anderson	2-5	1-3	2-2	2	7	2	0	2	1	24
Allen	3-5	1-2	0-0	0	7	6	0	0	0	21
Cooper	0-2	0-0	0-0	2	0	0	0	0	0	10
TEAM				5						

Totals 28-55 8-16 9-18 31 73 19 9 8 7 200

SMU 22 31 — 53  
Memphis 33 40 — 73

Officials: Welmer, Whitehead, Mathis  
Attendance: 14,443

## Game #18

Tennessee 79  
Memphis (#4/4) 88

Jan. 18, 2006 • FedExForum • Memphis, Tenn.

Tennessee	FG-A	3P-A	FT-A	RB	TP	A	TO	B	S	Min
Wingate	5-12	0-0	1-2	6	11	3	2	0	1	30
Asumnu	5-16	0-0	1-2	5	11	3	1	0	1	27
Lofton	5-13	4-11	2-2	7	16	1	2	0	3	33
Bradshaw	9-13	1-2	2-4	10	21	4	3	0	5	31
Watson	2-10	2-6	8-11	1	14	2	2	1	2	29
Smith, J.	0-7	0-4	0-0	2	0	0	3	1	1	18
DeBro	0-0	0-0	0-0	0	0	0	0	0	0	2
Howell	0-2	0-2	0-0	0	0	0	0	0	0	11
Patterson	1-4	0-0	4-5	7	6	2	0	0	0	13
Childress	0-0	0-0	0-0	1	0	0	1	0	0	6
TEAM				5			1			

Totals 27-77 7-25 18-26 44 79 15 15 2 13 200

Memphis	FG-A	3P-A	FT-A	RB	TP	A	TO	B	S	Min
Williams, S.	8-16	0-4	5-6	14	21	2	5	4	0	34
Carney	8-17	6-12	0-2	7	22	1	1	0	0	30
D.-Roberts	4-7	0-2	3-4	5	11	1	2	2	0	24
Dorsey	4-4	0-0	0-1	11	8	1	3	4	4	31
Washington	2-12	1-4	12-14	5	17	5	5	0	0	29
Dozier	0-2	0-1	0-0	4	0	0	1	0	0	9
Anderson	3-6	1-3	2-2	2	9	4	1	0	2	25
Allen	0-2	0-1	0-0	0	0	3	1	0	1	12
Cooper	0-1	0-0	0-0	0	0	0	0	0	0	6
TEAM				1						

Totals 29-67 8-27 22-29 49 88 17 19 10 7 200

Tennessee 45 34 — 79  
Memphis 41 47 — 88

Officials: Caldwell, Crawford, Hampton  
Attendance: 18,144

## Game #19

Memphis (#4/4) 85  
Southern Miss 68

Jan. 21, 2006 • Reed Green Coliseum • Hattiesburg, Miss.

Memphis	FG-A	3P-A	FT-A	RB	TP	A	TO	B	S	Min
Dozier	3-3	1-1	7-10	5	14	0	1	1	1	28
Carney	4-7	3-4	0-0	0	11	0	1	0	0	12
Dorsey	3-4	0-0	1-6	5	7	0	0	0	0	18
D.-Roberts	4-11	0-0	6-8	5	14	3	4	0	1	37
Washington	7-11	1-3	5-5	3	20	5	1	0	2	32
Williams, W.	2-3	0-0	0-0	4	4	0	1	0	0	8
Williams, S.	2-4	0-1	5-5	4	9	1	2	0	1	19
Anderson	0-4	0-3	0-0	3	0	1	0	0	0	19
Allen	2-3	0-0	2-4	0	6	4	1	0	1	21
Cooper	0-0	0-0	0-0	1	0	0	1	0	0	6
TEAM				2						

Totals 27-50 5-12 26-38 32 85 14 12 1 6 200

USM	FG-A	3P-A	FT-A	RB	TP	A	TO	B	S	Min
Forte	0-0	0-0	3-6	3	3	2	0	0	1	17
Singleton	4-9	1-4	10-14	4	19	1	1	0	1	26
Ambres	4-9	0-0	2-2	3	10	0	1	0	0	30
Hall	1-4	1-3	2-2	3	5	1	2	0	0	32
Beasley	5-7	1-2	5-9	4	16	1	2	0	0	40
LaMonte	0-0	0-0	0-0	0	0	0	1	0	0	2
Visockis	0-0	0-0	0-0	0	0	0	1	0	0	2
Cornwell	4-9	0-2	4-10	5	12	1	2	0	1	32
Craft	1-4	0-1	1-2	3	3	1	2	0	2	19
TEAM				4						

Totals 19-42 3-12 27-45 29 68 7 12 0 5 200

Memphis 45 40 — 85  
Southern Miss 35 33 — 68

Officials: Chrisman, Menees, Christman  
Attendance: 6,412

## Game #20

UAB 66  
Memphis (#3/3) 73

Jan. 26, 2006 • FedExForum • Memphis, Tenn.

UAB	FG-A	3P-A	FT-A	RB	TP	A	TO	B	S	Min
Holmes	2-8	0-0	1-2	6	5	1	0	0	1	25
Mukubu	3-8	1-2	5-8	6	12	2	6	2	1	29
Johnson	2-7	2-5	0-0	4	6	5	3	0	3	37
McDonald	5-16	2-11	0-0	3	12	0	3	0	3	36
Jones	4-4	0-0	0-0	2	8	1	3	0	0	15
Gibbs	0-0	0-0	0-0	0	0	1	0	0	0	3
Delaney	4-7	0-0	9-9	7	17	1	1	0	1	26
Kinnard	3-7	0-0	0-0	3	6	1	1	0	1	17
Broom	0-2	0-2	0-0	0	0	0	0	0	0	4
Tobias	0-2	0-0	0-0	0	0	0	0	1	0	8
TEAM				3						

Totals 23-61 5-20 15-19 34 66 12 17 3 10 200

Memphis	FG-A	3P-A	FT-A	RB	TP	A	TO	B	S	Min
Williams, S.	5-11	0-3	0-1	12	10	3	4	0	0	35
Carney	6-17	3-9	4-5	5	19	2	1	1	0	31
Dorsey	4-8	0-0	4-6	16	12	3	2	4	2	35
D.-Roberts	1-3	1-2	2-2	5	5	2	6	1	0	26
Washington	9-18	6-11	2-2	4	26	2	2	0	1	30
Williams, W.	0-1	0-0	0-0	0	0	0	0	0	0	1
Dozier	0-3	0-1	0-0	2	0	0	0	1	0	7
Anderson	0-3	0-2	0-3	3	0	2	2	0	0	19
Allen	0-4	0-2	1-2	4	1	2	1	0	2	16
TEAM				3						

Totals 25-68 10-30 13-21 54 73 16 19 7 5 200

UAB 31 35 — 66  
Memphis 36 37 — 73

Officials: Welmer, O'Neill, Higgins  
Attendance: 15,529

## Game #21

UCF 61  
Memphis (#3/3) 94

Jan. 28, 2006 • FedExForum • Memphis, Tenn.

UCF	FG-A	3P-A	FT-A	RB	TP	A	TO	B	S	Min
Payne	2-2	0-0	0-0	2	4	1	3	0	0	12
Peppers	3-11	1-4	2-2	2	9	1	3	0	1	25
Williams	1-6	0-0	3-4	3	5	1	2	0	2	21
O'Donnell	4-10	2-6	0-0	2	10	4	2	0	2	36
Rose	2-7	0-1	0-0	5	4	3	3	0	0	31
Taylor	2-4	1-1	0-1	3	5	0	0	0	0	10
Noel	4-5	2-3	0-2	2	10	0	3	0	1	13
Speraw	0-0	0-0	0-0	0	0	1	0	0	0	2
Zondervan	0-1	0-0	0-0	0	0	0	1	0	0	3
Lindbeck	0-2	0-1	0-0	0	0	1	0	0	0	12
Gill	3-4	0-0	0-0	3	6	0	1	0	0	16
Johnson	2-8	0-0	2-2	3	8	0	2	0	0	23





### Game #22

**Memphis (#3/3)** 84  
**Tulsa** 61

Feb. 1, 2006 • Donald W Reynolds Center • Tulsa, Okla.

Memphis	FG-A	3P-A	FT-A	RB	TP	A	TO	B	S	Min
Williams, S.	3-9	1-3	2-2	7	9	3	2	1	2	22
Carney	6-11	1-4	6-10	1	19	1	0	1	2	27
Dorsey	4-5	0-0	0-2	4	8	0	1	2	1	20
Anderson	1-4	0-2	5-6	5	7	6	5	1	4	28
Washington	8-18	3-6	3-7	6	22	1	2	0	4	28
Wade	1-1	0-0	0-0	0	2	0	0	0	0	2
Williams, W.	1-1	0-0	2-2	3	4	0	1	0	0	14
Dozier	2-5	0-1	1-2	9	5	0	1	1	0	23
D.-Roberts	1-2	0-0	1-2	0	3	1	2	0	0	21
McGrady	0-0	0-0	0-0	0	0	0	0	0	0	1
Njoya	0-0	0-0	0-0	1	0	0	0	0	0	2
Allen	2-3	0-0	1-2	0	5	3	1	0	4	10
Long	0-0	0-0	0-0	0	0	0	0	0	0	1
Sandridge	0-0	0-0	0-0	0	0	1	1	0	0	1
TEAM				2						
Totals	29-59	5-16	21-35	38	84	16	16	6	17	200

Tulsa	FG-A	3P-A	FT-A	RB	TP	A	TO	B	S	Min
Crow	2-4	1-2	0-0	2	5	0	3	0	1	18
Ramsdell	2-5	0-1	2-2	6	6	0	1	1	0	20
Mitchell	3-4	0-0	2-2	2	8	0	2	1	0	21
Wallace	0-3	0-2	0-0	4	0	1	1	0	1	22
McDade	3-10	1-3	11-12	2	18	6	4	0	2	37
James	1-1	0-0	0-0	0	2	0	2	0	0	4
Wheatley	1-1	0-0	0-0	2	2	0	0	0	0	18
Young	0-0	0-0	0-0	0	0	0	0	0	0	3
Hanson	1-1	0-0	0-0	0	2	0	1	0	0	12
Price	6-11	0-0	3-8	7	15	2	5	0	0	25
Reese	1-3	0-2	1-2	4	3	1	4	0	0	20
TEAM				0						
Totals	20-43	2-10	19-26	29	61	10	24	2	4	200

Memphis 43 41 — 84  
Tulsa 34 27 — 61

Officials: Chrisman, Pyatt, Lusk  
Attendance: 6,740

### Game #23

**Memphis (#3/3)** 84  
**Rice** 79

Feb. 4, 2006 • Autry Court • Houston, Texas

Memphis	FG-A	3P-A	FT-A	RB	TP	A	TO	B	S	Min
Carney	5-16	3-13	0-0	6	13	0	1	1	0	29
Dorsey	4-4	0-0	3-5	9	11	2	3	1	2	32
D.-Roberts	8-13	2-3	3-3	8	21	1	4	1	1	25
Williams, S.	2-6	0-2	6-6	4	10	4	2	2	6	28
Washington	3-14	2-8	4-4	1	12	4	3	0	1	30
Williams, W.	0-0	0-0	0-0	0	0	0	0	0	0	5
Dozier	2-2	0-0	6-6	2	10	1	1	1	1	16
Anderson	2-5	2-4	0-0	4	6	0	1	0	1	24
Allen	0-1	0-1	1-2	1	1	4	3	1	2	11
TEAM				2						
Totals	26-61	9-31	23-26	37	84	16	18	7	14	200

Rice	FG-A	3P-A	FT-A	RB	TP	A	TO	B	S	Min
Harrison	9-14	0-3	2-3	8	20	3	4	0	1	37
Britton	1-2	0-0	0-0	5	2	0	2	0	2	26
Killings	0-4	0-0	0-0	4	0	1	2	0	1	18
Williams	5-12	1-2	3-3	2	14	8	4	0	2	35
Almond	8-21	3-4	11-13	6	30	1	5	0	4	37
Hagen	0-0	0-0	0-0	0	0	0	0	0	0	4
Packevicius	0-1	0-0	2-2	2	2	0	0	0	0	15
Foster	1-1	0-0	3-4	1	5	1	1	0	0	8
Moore	2-4	0-0	2-3	2	6	0	1	1	0	18
Perka	0-0	0-0	0-0	0	0	0	0	0	0	2
TEAM				5						
Totals	26-59	4-9	23-28	35	79	14	19	1	10	200

Memphis 46 38 — 84  
Rice 41 38 — 79

Officials: Caldwell, Hood, Daily  
Attendance: 3,710

### Game #24

**Memphis (#3/3)** 91  
**Marshall** 81

Feb. 11, 2006 • Cam Henderson Center • Huntington, W.Va.

Memphis	FG-A	3P-A	FT-A	RB	TP	A	TO	B	S	Min
Williams, S.	3-10	0-1	6-7	3	12	2	4	1	0	32
Dorsey	1-1	0-0	0-2	1	2	0	0	0	0	9
D.-Roberts	2-2	0-0	0-0	0	4	0	0	0	0	15
Anderson	4-8	1-4	1-2	4	10	6	0	0	0	32
Washington	6-13	1-4	7-10	5	20	3	5	0	3	34
Williams, W.	0-0	0-0	0-0	0	0	0	0	0	0	2
Dozier	5-8	0-0	3-3	15	13	1	1	2	2	28
Carney	6-16	4-8	4-4	4	20	2	2	1	2	29
Allen	2-3	2-2	0-0	1	6	3	2	0	1	10
Cooper	2-2	0-0	0-0	2	4	0	0	0	0	10
TEAM				3						
Totals	31-63	8-19	21-28	38	91	17	14	4	8	200

Marshall	FG-A	3P-A	FT-A	RB	TP	A	TO	B	S	Min
Humphrey	8-11	3-5	0-0	5	19	1	1	0	2	36
Patton	4-8	1-2	4-5	7	13	0	2	2	0	18
Ross	3-7	0-0	4-5	1	10	7	3	0	3	28
Whitted	1-5	0-4	4-5	2	6	1	0	0	0	19
Dorris	3-7	0-2	3-5	3	9	1	2	0	0	26
Aikens	4-11	0-4	0-3	3	8	2	2	0	0	18
Lamb	0-1	0-0	1-2	2	1	2	1	0	0	11
Miles	1-2	1-2	0-0	0	3	0	2	0	0	8
Zimmerman	1-1	1-1	0-0	0	3	0	0	0	0	7
Bro Grebe	0-2	0-0	0-0	3	0	0	1	0	0	6
Carter	3-3	0-0	3-5	3	9	2	1	1	2	21
Woodridge	0-0	0-0	0-0	0	0	0	0	0	0	1
Oglesby	0-0	0-0	0-0	0	0	0	0	0	0	1
TEAM				2						
Totals	28-58	6-20	19-30	31	81	16	16	3	7	200

Memphis 43 48 — 91  
Marshall 44 37 — 81

Officials: Hillary, Allen, Mathis  
Attendance: 9,048

### Game #25

**Southern Miss** 41  
**Memphis (#3/3)** 80

Feb. 14, 2006 • FedExForum • Memphis, Tenn.

USM	FG-A	3P-A	FT-A	RB	TP	A	TO	B	S	Min
Ambres	1-3	0-0	0-0	1	2	0	0	0	0	14
Forte	2-5	0-0	4-4	4	8	0	3	0	1	14
Hall	0-4	0-1	0-0	2	0	1	1	0	0	24
Beasley	7-17	1-3	0-2	4	15	0	6	0	1	36
Craft	2-11	1-4	0-0	6	5	0	1	1	0	34
LaMonte	0-1	0-0	0-0	2	0	2	3	1	0	14
Visockis	0-0	0-0	1-2	2	1	2	4	0	0	25
Singleton	0-5	0-2	0-0	0	0	0	1	0	0	12
Cornwell	3-8	0-0	4-7	5	10	3	2	0	1	27
TEAM				3						
Totals	15-54	2-10	9-15	29	41	8	21	2	3	200

Memphis	FG-A	3P-A	FT-A	RB	TP	A	TO	B	S	Min
Williams, S.	2-10	1-5	6-6	7	11	0	3	2	2	30
Carney	7-18	1-5	0-0	2	15	1	0	1	2	23
Dorsey	0-0	0-0	0-0	3	0	0	0	1	0	8
D.-Roberts	2-7	0-1	2-4	3	6	0	2	2	2	23
Washington	3-5	0-0	5-5	4	11	4	2	0	4	22
Wade	0-1	0-1	0-0	0	0	1	0	0	0	3
Williams, W.	0-2	0-0	2-2	6	2	0	1	0	0	15
Dozier	3-3	0-0	4-4	4	10	1	0	2	1	18
McGrady	0-0	0-0	0-0	1	0	0	1	0	0	3
Anderson	1-4	0-0	2-2	2	4	2	1	0	2	21
Allen	2-3	0-0	1-1	1	5	2	4	0	2	10
Long	0-0	0-0	0-0	0	0	0	0	0	0	1
Sandridge	1-2	1-1	0-0	0	3	0	0	0	0	3
Cooper	5-7	0-0	3-4	13	13	0	0	1	1	20
TEAM				1						
Totals	26-62	3-13	25-28	47	80	11	14	9	16	200

Southern Miss 10 31 — 41  
Memphis 34 46 — 80

Officials: Whitehead, Rose, Vaughn; Attendance: 15,441

### Game #26

**Memphis (#3/3)** 105  
**Tulane** 65

Feb. 18, 2006 • Fogelman Arena • New Orleans, La.

Memphis	FG-A	3P-A	FT-A	RB	TP	A	TO	B	S	Min
Dozier	3-10	2-2	0-1	9	8	2	1	0	1	26
Carney	10-13	4-4	0-0	4	24	4	3	1	1	18
Dorsey	3-4	0-0	2-3	3	8	1	0	0	1	18
D.-Roberts	5-7	0-0	3-5	7	13	3	3	1	3	30
Washington	7-9	1-1	0-0	0	15	3	3	0	2	34
Wade	2-3	1-2	0-0	0	5	0	0	0	0	6
Williams, W.	2-3	0-0	0-0	4	4	0	0	0	3	15
Anderson	4-8	2-4	2-2	2	12	5	0	0	4	20
Allen	2-6	0-2	3-3	2	7	5	1	1	2	19
Long	0-1	0-0	0-0	0	0	0	0	0	0	2
Sandridge	0-0	0-0	0-0	0	0	0	0	0	0	2
Cooper	4-9	0-0	1-1	7	9	2	2	1	0	21
TEAM				0						
Totals	42-73	10-15	11-15	38	105	25	13	4	17	200

Tulane	FG-A	3P-A	FT-A	RB	TP	A	TO	B	S	Min
Gomez	7-9	0-0	0-0	5	14	0	4	3	1	25
Wheaton	0-0	0-0	0-0	0	0	0	0	0	0	1
Davis	4-7	0-0	11-15	7	19	0	1	0	0	27
Moore	1-9	0-4	0-0	0	2	1	2	0	1	26
Williams	2-7	1-1	0-2	1	5	1	4	0	0	27
Stith	1-2	0-0	6-8	4	8	6	2	0	1	29
Garcia	1-6	0-3	0-0	4	2	0	5	0	1	29
Castine	3-5	0-0	2-2	4	8	0	0	0	0	12
Tatarunas	2-2	0-0	0-0	0	4	1	1	0	1	11
Puckett	1-3	0-1	1-2	0	3	0	3	0	3	13
TEAM				2						



## Game #28

Tulsa 67  
Memphis (#4/3) 78

Feb. 25, 2006 • FedExForum • Memphis, Tenn.

Tulsa	FG-A	3P-A	FT-A	RB	TP	A	TO	B	S	Min
Crow	4-13	1-4	2-3	3	11	2	0	0	0	27
Ramsdell	4-12	0-5	0-0	10	8	2	4	0	1	32
Mitchell	1-5	0-0	0-0	0	2	0	1	0	0	19
Wallace	1-4	0-3	3-3	2	5	1	0	0	0	20
McDade	3-7	2-3	6-6	5	14	5	1	0	4	31
James	2-4	2-2	2-2	0	8	2	3	0	0	11
Wheatley	0-1	0-0	0-0	2	0	0	0	0	0	12
Price	3-8	0-0	3-6	6	9	2	0	1	0	21
Reese	4-8	0-0	2-2	3	10	0	1	0	1	27
TEAM				6			1			
Totals	22-62	5-17	18-22	37	67	14	11	1	6	200

Memphis	FG-A	3P-A	FT-A	RB	TP	A	TO	B	S	Min
Williams, S.	7-17	2-7	5-8	8	21	1	0	2	2	34
Carney	6-14	2-7	6-10	6	20	1	1	2	0	30
Dorsey	1-3	0-0	0-0	10	2	2	0	3	1	22
D.-Roberts	1-2	0-0	4-4	2	6	2	1	0	0	28
Washington	4-8	1-3	4-9	4	13	2	6	0	1	30
Williams, W.	0-0	0-0	0-0	0	0	0	0	0	0	2
Dozier	0-0	0-0	0-0	4	0	0	0	2	1	14
Anderson	2-6	1-3	4-4	4	9	1	1	0	1	18
Allen	1-3	0-2	1-4	1	3	4	2	0	0	15
Cooper	1-1	0-0	2-2	3	4	0	0	0	0	7
TEAM				0						
Totals	23-54	6-22	26-41	42	78	13	11	9	6	200

Tulsa 37 30 — 67  
Memphis 42 36 — 78

Officials: Pyatt, Maracich, Burgess  
Attendance: 17,658

## Game #29

Memphis (#3/3) 74  
UAB 80

Mar. 2, 2006 • Bartow Arena • Birmingham, Ala.

Memphis	FG-A	3P-A	FT-A	RB	TP	A	TO	B	S	Min
Williams, S.	2-9	1-3	0-2	2	5	0	2	2	0	24
Carney	5-14	2-8	4-4	7	16	2	3	0	1	34
Dorsey	5-7	0-0	1-2	16	11	0	0	2	0	32
D.-Roberts	2-6	0-0	2-4	4	6	1	2	0	1	19
Washington	4-14	3-9	6-6	5	17	0	6	0	2	29
Williams, W.	0-0	0-0	0-0	0	0	0	0	0	0	1
Dozier	1-4	0-1	4-5	1	6	0	0	2	1	16
Anderson	3-6	2-5	1-2	2	9	4	2	0	5	27
Allen	0-2	0-1	0-0	2	0	2	2	0	0	11
Cooper	2-4	0-0	0-0	3	4	0	0	0	0	7
TEAM				4						
Totals	24-66	8-27	18-25	46	74	9	17	6	10	200

UAB	FG-A	3P-A	FT-A	RB	TP	A	TO	B	S	Min
Holmes	5-8	0-0	4-6	4	14	1	0	0	1	30
Kinnard	1-2	0-1	1-2	2	3	0	4	1	0	9
Johnson	3-6	2-3	2-4	6	10	5	6	0	2	37
McDonald	5-15	3-10	4-4	1	17	1	1	0	2	31
Broom	0-2	0-1	0-0	1	0	0	1	0	1	6
Gibbs	1-2	1-1	3-4	1	6	0	0	0	0	8
Delaney	3-6	0-0	5-5	6	11	3	0	0	2	30
Mukubu	6-11	0-2	0-5	6	12	1	1	0	2	29
Jones	1-3	0-1	0-0	1	2	0	0	0	1	10
Tobias	2-5	0-0	1-1	3	5	0	2	1	1	10
TEAM				9						
Totals	27-60	6-19	20-31	40	80	11	16	2	12	200

Memphis 40 34 — 74  
UAB 46 34 — 80  
Officials: Hightower, Welmer, Hillary  
Attendance: 8,500

## Game #31

Tulane 56  
Memphis (#5/5) 75

C-USA Tour. Qtrs. • Mar. 8, 2006 • FedExForum • Memphis, Tenn.

Tulane	FG-A	3P-A	FT-A	RB	TP	A	TO	B	S	Min
Stith	4-5	2-2	0-0	5	10	3	2	1	1	35
Gomez	2-11	0-1	0-1	5	4	1	6	1	0	21
Davis	7-12	0-1	5-6	8	19	2	4	1	0	32
Moore	7-13	5-8	2-2	9	21	0	4	0	2	38
Williams	0-1	0-0	0-0	2	0	0	4	0	0	14
Garcia	0-2	0-2	0-0	1	0	8	3	0	2	28
Castine	0-2	0-0	0-0	1	0	0	0	1	0	8
Wheaton	0-2	0-1	0-0	1	0	0	1	0	0	9
Puckett	1-2	0-1	0-0	3	2	1	2	0	0	15
TEAM				0			1			
Totals	21-50	7-16	7-9	35	56	15	27	4	5	200

Memphis	FG-A	3P-A	FT-A	RB	TP	A	TO	B	S	Min
Williams, S.	5-10	3-7	0-0	4	13	2	2	0	1	30
Carney	5-13	2-6	6-7	5	18	2	1	1	1	26
Dorsey	1-2	0-0	0-2	7	2	1	2	0	3	11
D.-Roberts	1-1	0-0	0-0	0	2	0	0	0	0	0+
Washington	5-10	5-7	0-0	0	15	2	2	0	1	26
Wade	0-1	0-0	0-0	1	0	0	1	0	0	4
Williams, W.	1-3	0-0	0-0	2	2	0	1	1	1	11
Dozier	3-7	0-0	2-2	8	8	1	2	2	0	21
McGrady	0-0	0-0	0-0	0	0	0	0	0	0	2
Anderson	2-7	0-4	1-2	5	5	2	2	1	4	33
Allen	2-4	1-2	0-2	1	5	2	0	0	1	17
Long	0-1	0-0	0-0	0	0	0	0	0	0	2
Sandridge	0-2	0-2	0-0	0	0	0	0	0	1	4
Cooper	2-4	0-0	1-2	4	5	1	1	0	0	13
TEAM				1						
Totals	27-65	11-28	10-17	38	75	13	14	5	13	200

Tulane 19 37 — 56  
Memphis 47 28 — 75  
Officials: Hartzell, Lusk, Mathis; Attendance: 11,343

## Game #32

Houston 54  
Memphis (#5/5) 68

C-USA Tour. Semis • Mar. 9, 2006 • FedExForum • Memphis, Tenn.

Houston	FG-A	3P-A	FT-A	RB	TP	A	TO	B	S	Min
Thorpe	0-7	0-5	2-2	4	2	1	3	0	1	32
Dyer	3-12	3-11	3-4	9	12	0	0	0	2	36
Latham	0-2	0-1	0-0	2	0	2	2	0	2	29
Lafayette	4-14	2-7	10-10	5	20	0	2	0	5	33
Smith	3-12	2-7	4-4	1	12	2	4	0	0	37
Brannon	0-0	0-0	0-0	1	0	0	0	0	0	1
Lawson	2-5	0-2	0-0	3	4	0	0	0	0	22
Martin	1-1	0-0	0-0	0	2	0	0	0	0	1
de Randamie	0-0	0-0	0-0	0	0	0	0	0	0	2
Lyons	0-0	0-0	0-0	0	0	0	0	0	0	1
Anderson	1-2	0-0	0-0	1	2	0	2	0	0	4
Bloom	0-0	0-0	0-0	0	0	0	0	0	0	1
Adeife	0-0	0-0	0-0	0	0	0	0	0	0	1
TEAM				3						
Totals	14-55	7-33	19-20	29	54	5	13	0	10	200

Memphis	FG-A	3P-A	FT-A	RB	TP	A	TO	B	S	Min
Williams, S.	6-13	2-4	9-10	8	23	1	3	1	4	32
Carney	7-10	3-3	0-0	3	17	0	0	4	0	35
Dorsey	4-6	0-0	1-5	9	9	2	1	0	0	13
Anderson	1-4	1-2	0-2	1	3	5	3	1	0	33
Washington	2-7	0-3	2-2	2	6	1	3	0	0	23
Wade	1-1	0-0	0-0	0	2	0	0	0	0	1
Williams, W.	0-0	0-0	0-0	0	0	0	0	0	0	1
Dozier	2-5	0-2	2-4	7	6	0	1	1	0	20
McGrady	0-0	0-0	0-0	0	0	0	0	0	0	1
Allen	0-5	0-0	0-0	6	0	8	4	0	2	27
Long	0-0	0-0	0-0	0	0	0	0	0	0	1
Cooper	1-3	0-0	0-0	2	2	0	2	1	0	13
TEAM				7						
Totals	24-54	6-14	14-23	45	68	17	17	8	6	200

Houston 26 28 — 54  
Memphis 30 38 — 68  
Officials: Olson, Whitehead, Lusk; Attendance: 12,524



Joey Dorsey came alive in the Conference USA Tournament. He averaged 7.0 points and 9.3 rebounds in the three games in helping lead the Tigers to the title. In the championship game, Dorsey posted a double-double of 10 points and 12 boards. He was named to the C-USA All-Tournament Team.

## Game #30

Houston 62  
Memphis (#3/3) 69

Mar. 4, 2006 • FedExForum • Memphis, Tenn.

Houston	FG-A	3P-A	FT-A	RB	TP	A	TO	B	S	Min
Thorpe	8-14	4-5	5-6	9	25	2	3	1	3	38
Dyer	4-14	3-10	0-1	10	11	1	1	0	1	30
Latham	2-6	0-3	0-3	2	4	3	2	0	0	32
Lafayette	1-7	0-4	0-0	2	2	1	0	0	3	22
Smith	3-11	0-3	3-3	2	9	3	4	0	3	22
Lawson	2-8	0-1	7-10	1	11	1	1	0	0	32
Martin	0-0	0-0	0-2	1	0	0	1	0	0	4
de Randamie	0-1	0-0	0-0	2	0	0	0	1	0	4
Anderson	0-0	0-0	0-0	1	0	0	0	0	0	3
Bloom	0-0	0-0	0-0	0	0	0	0	0	0	2
Brannon	0-0	0-0	0-0	3	0	0	1	0	1	11
TEAM				4			1			
Totals	20-61	7-26	15-25	37	62	11	14	2	11	200

Memphis	FG-A	3P-A	FT-A	RB	TP	A	TO	B	S	Min
Williams, W.	0-0	0-0	0-0	1	0	0	0	0	0	5
Williams, S.	4-10	2-5	3-4	8	13	1	5	3	0	29
Carney	5-9	3-7	4-4	7	17	1	1	3	0	34
D.-Roberts	1-3	0-0	6-9	2	8	3	1	2	2	23
Washington	3-12	1-4	5-5	1	12	3	3	0	0	31
Wade	0-0	0-0	0-0	0	0	0	0	0	0	0+
Dozier	1-2	0-1	2-4	5	4	1	1	1	0	18
Anderson	1-4	0-1	2-2	5	4	2	4	0	0	24
Allen	0-1	0-0	1-2	0	1	0	2	0	1	8
Dorsey	4-4	0-0	0-4	5	8	1	2	0	0	19
Cooper	1-4	0-0	0-0	4	2	0	1	1	0	9
TEAM				3						





## Game #33

CBS  
SPORTSUAB 46  
Memphis (#5/5) 57

C-USA Tour. Final • Mar. 10, 2006 • FedExForum • Memphis, Tenn.

UAB	FG-A	3P-A	FT-A	RB	TP	A	TO	B	S	Min
Holmes	0-2	0-0	0-0	1	0	0	1	1	1	12
Kinnard	1-6	0-0	0-0	4	2	0	0	0	0	10
Johnson	2-10	0-4	0-0	6	4	3	5	0	1	33
McDonald	2-11	2-8	0-0	4	6	0	4	0	1	32
Broom	0-2	0-2	0-0	2	0	1	0	0	0	12
Gibbs	2-4	1-1	0-0	1	5	0	0	0	0	9
Delaney	3-6	0-1	8-11	6	14	0	2	0	3	28
Mukubu	2-10	0-2	2-4	4	6	0	1	0	0	28
Jones	0-2	0-0	0-0	2	0	0	0	0	0	9
Tobias	4-7	0-0	1-2	7	9	0	1	1	0	27
TEAM				6						

Totals	16-60	3-18	11-17	43	46	4	14	2	6	200
--------	-------	------	-------	----	----	---	----	---	---	-----

Memphis	FG-A	3P-A	FT-A	RB	TP	A	TO	B	S	Min
Williams, S.	5-14	3-7	5-6	8	18	0	2	1	0	37
Carney	3-14	2-8	0-0	4	8	3	1	1	0	37
Dorsey	5-7	0-0	0-1	12	10	0	0	2	1	19
Anderson	2-5	2-3	1-2	4	7	3	1	0	0	39
Washington	2-9	0-4	3-3	1	7	4	7	1	2	32
Williams, W.	0-0	0-0	0-0	0	0	0	0	0	0	2
Dozier	0-3	0-0	2-2	8	2	0	0	1	0	17
Allen	1-4	0-1	1-1	1	3	2	0	0	0	12
Cooper	1-1	0-0	0-0	3	2	0	2	0	1	5
TEAM				3						2

Totals	19-57	7-23	12-15	44	57	12	15	6	4	200
--------	-------	------	-------	----	----	----	----	---	---	-----

UAB 22 24 — 46  
Memphis 32 25 — 57Officials: Olson, Thibodeaux, Eades  
Attendance: 16,607

## Game #34

CBS  
SPORTSOral Roberts 78  
Memphis (#4/3) 94

NCAA Tour. 1st Rd. • Mar. 17, 2006 • American Airlines Center • Dallas, Texas

ORU	FG-A	3P-A	FT-A	RB	TP	A	TO	B	S	Min
Tutt	4-11	2-5	1-2	0	11	4	1	0	0	34
Owens	5-7	0-1	3-5	11	13	1	2	0	1	35
Green	6-14	0-0	7-7	4	19	3	1	1	1	31
Michalec	3-6	0-0	1-2	4	7	0	2	1	0	20
Bluiitt	3-4	3-4	2-2	0	11	1	4	0	0	30
Riouxe	4-6	2-4	0-0	1	10	1	0	0	0	16
Ogunoye	0-0	0-0	0-0	0	0	1	0	1	1	12
Vealy	2-3	0-1	1-2	3	5	2	1	1	1	15
Fowkles	1-2	0-0	0-0	0	2	1	2	0	0	7
TEAM				1						

Totals	28-53	7-15	15-20	24	78	14	13	4	4	200
--------	-------	------	-------	----	----	----	----	---	---	-----

Memphis	FG-A	3P-A	FT-A	RB	TP	A	TO	B	S	Min
Williams, S.	6-9	2-4	0-0	1	14	3	2	1	1	21
Carney	7-14	3-8	2-5	5	19	0	1	0	1	29
Dorsey	2-6	0-0	1-2	4	5	2	1	0	1	20
Anderson	4-4	2-2	0-0	3	10	2	2	0	1	26
Washington	5-7	1-3	3-4	2	14	6	3	0	3	29
Williams, W.	0-0	0-0	0-0	0	0	0	0	0	0	3
Dozier	4-7	0-0	1-2	8	9	0	1	1	0	21
D.-Roberts	2-2	0-0	2-2	2	6	1	1	0	0	17
Allen	4-6	3-5	0-1	1	11	2	2	0	2	19
Cooper	3-6	0-0	0-0	5	6	0	0	0	1	15
TEAM				2						

Totals	37-61	11-22	9-16	33	94	16	13	2	10	200
--------	-------	-------	------	----	----	----	----	---	----	-----

Oral Roberts 39 39 — 78  
Memphis 51 43 — 94Officials: Burr, Cartensen, Clark  
Attendance: 19,028

## Game #35

CBS  
SPORTSBucknell 56  
Memphis (#4/3) 72


NCAA Tour. 2nd Rd. • Mar. 19, 2006 • American Airlines Center • Dallas, Texas

Bucknell	FG-A	3P-A	FT-A	RB	TP	A	TO	B	S	Min
Mastro Paolo	1-1	0-0	3-4	4	5	2	1	0	0	22
McNaughton	5-9	0-0	5-7	8	15	3	1	0	0	34
Lee	3-11	1-4	4-4	3	11	2	1	0	2	33
Badmus	1-4	0-2	2-3	2	4	0	8	0	0	33
Bettencourt	1-4	1-3	9-9	4	12	1	1	0	1	35
Thomas	1-2	0-0	0-0	1	2	0	0	0	0	1
Brown	3-7	0-0	1-2	3	7	0	3	0	0	23
Griffin	0-1	0-1	0-0	2	0	0	3	0	0	8
Vegotsky	0-1	0-1	0-0	0	0	0	0	0	0	3
Mack	0-1	0-1	0-0	1	0	0	0	0	0	1
Morrison	0-0	0-0	0-0	0	0	0	0	0	0	1
Linthicum	0-0	0-0	0-0	0	0	0	0	0	0	1
V.-McClymont	0-0	0-0	0-0	1	0	0	1	0	1	5
TEAM				4						

Totals	15-41	2-12	24-29	33	56	8	19	0	4	200
--------	-------	------	-------	----	----	---	----	---	---	-----

Memphis	FG-A	3P-A	FT-A	RB	TP	A	TO	B	S	Min
Williams, S.	3-7	0-1	4-4	3	10	2	0	1	0	23
Carney	3-10	1-5	3-5	4	10	1	3	0	2	30
Dorsey	4-6	0-0	4-6	6	12	1	1	0	3	31
Anderson	5-7	3-5	0-0	0	13	0	0	1	1	34
Washington	1-6	1-2	5-7	1	8	0	2	0	1	21
Wade	0-1	0-0	0-0	0	0	0	0	0	0	1
Williams, W.	0-0	0-0	0-0	0	0	1	1	0	0	5
Dozier	0-1	0-0	0-0	3	0	1	0	0	0	14
D.-Roberts	3-4	0-0	3-4	3	9	1	0	0	0	12
McGrady	0-0	0-0	0-0	0	0	0	0	0	0	1
Allen	3-5	2-3	0-0	1	8	6	1	0	3	20
Long	0-0	0-0	0-0	0	0	0	0	0	0	1
Sandridge	0-0	0-0	0-0	0	0	0	0	0	0	1
Cooper	1-1	0-0	0-0	2	2	2	0	0	0	6
TEAM				2						1

Totals	23-48	7-16	19-26	25	72	15	9	2	10	200
--------	-------	------	-------	----	----	----	---	---	----	-----

Bucknell 21 35 — 56  
Memphis 31 41 — 72Officials: Donato, Adams, Pollard  
Attendance: 19,251

It was Andre's day in Dallas. The Tiger guard had a career day in Memphis' NCAA Tournament first round game with 11 points (4-6 FG, 3-5 treys), two assists and two steals.

## Game #36

CBS  
SPORTSBradley 64  
Memphis (#4/3) 80

NCAA Tour. Region Semis • Mar. 23, 2006 • Oakland Arena • Oakland, Calif.

Bradley	FG-A	3P-A	FT-A	RB	TP	A	TO	B	S	Min
Sommerville	4-13	1-4	9-10	8	18	0	2	1	1	28
O'Bryant	3-7	0-0	2-5	14	8	0	4	1	0	33
Bennett	4-13	1-2	0-0	0	9	0	3	0	1	25
Tauai	0-0	0-0	2-4	1	2	0	1	0	0	20
Ruffin	2-5	1-2	2-4	1	7	4	3	0	1	30
Brown	0-1	0-1	0-0	0	0	0	0	0	0	1
Franklin	2-6	2-5	0-0	2	6	2	2	0	0	25
Crouch	0-1	0-1	0-0	0	0	0	0	0	0	2
Andrews	0-1	0-0	0-0	1	0	0	1	0	0	6
Wright	5-13	0-1	4-4	6	14	0	1	0	0	28
Adams	0-0	0-0	0-0	0	0	0	0	0	0	1
TEAM				2						

Totals	20-60	5-16	19-27	35	64	6	17	2	3	200
--------	-------	------	-------	----	----	---	----	---	---	-----

Memphis	FG-A	3P-A	FT-A	RB	TP	A	TO	B	S	Min
Williams, S.	4-8	1-2	3-4	8	12	0	1	4	1	32
Carney	7-12	2-5	7-8	4	23	1	1	0	3	35
Dorsey	3-9	0-0	0-2	11	6	3	2	0	2	30
Anderson	3-6	2-4	0-0	5	8	1	2	1	1	28
Washington	8-14	1-3	1-2	3	18	1	3	0	1	28
Wade	1-1	0-0	0-0	1	2	0	0	0	0	1
Williams, W.	0-0	0-0	0-0	0	0	0	0	0	0	1
Dozier	1-2	0-0	0-0	0	2	0	1	1	0	6
D.-Roberts	2-3	0-0	0-0	1	4	0	2	0	0	12
McGrady	0-0	0-0	0-0	0	0	0	0	0	0	1
Allen	1-2	0-0	1-2	3	3	5	0	0	2	16
Long	0-0	0-0	0-0	0	0	0	0	1	0	1
Sandridge	0-1	0-0	0-0	0	0	0	0	0	0	1
Cooper	1-2	0-1	0-0	2	2	0	1	0	0	8
TEAM				2						1

Totals	31-60	6-15	12-18	41	80	11	13	7	10	200
--------	-------	------	-------	----	----	----	----	---	----	-----

Bradley 30 34 — 64  
Memphis 35 45 — 80Officials: Hess, Valentine, Kersey  
Attendance: 19,596

## Game #37

CBS  
SPORTSUCLA (#7/8) 50  
Memphis (#4/3) 45

NCAA Tour. Region Final • Mar. 25, 2006 • Oakland Arena • Oakland, Calif.

UCLA	FG-A	3P-A	FT-A	RB	TP	A	TO	B	S	Min
Bozeman	0-3	0-1	3-4	3	3	0	2	0	0	25
Mbah a Moute	0-4	0-0	2-4	7	2	1	1	0	1	27
Hollins	6-7	0-0	2-11	9	14	0	1	1	1	31
Farmar	1-9	0-2	2-4	3	4	3	5	0	1	36
Afflalo	2-9	2-4	9-10	3	15	0	2	0	0	35
Collison	1-2	0-0	2-3	3	4	1	4	0	1	19
Aboya	2-2	0-0	0-2	2	4	0	1	0	0	13
Mata	2-3	0-0	0-1	6	4	0	1	1	0	9
Roll	0-1	0-1	0-0	0	0	2	0	0	0	5
TEAM				0						

Totals	14-40	2-8	20-39	36	50	7	17	2	4	200
--------	-------	-----	-------	----	----	---	----	---	---	-----

Memphis	FG-A	3P-A	FT-A	RB	TP	A	TO	B	S	Min
Williams, S.	2-9	1-5	3-6	8	8	1	2	0	2	31
Carney	2-12	1-5	0-0	2	5	0	0	0	1	26
Anderson	1-5	0-3	0-0	2	2	3	1	0	0	34
Dorsey	1-3	0-0	0-0	6	2	0	3	1	0	21
Washington	4-10	0-2	5-6	4	13	0	5	0	4	32
Williams, W.	0-0	0-0	0-0	2	0	0	0	0	0	6
Dozier	3-4	0-0	0-0	8	6	0	2	0	0	11
D.-Roberts	3-5	0-0	0-0	6	6	0	3	0	1	14
Allen	0-3	0-2	1-3	0	1	1	0	0	0	14
Cooper	1-3	0-0	0-0	1	2	0	2	0	0	11
TEAM				2						



## Rodney Carney

- The No. 3 all-time scorer in Memphis basketball history with 1,901 points
- Holds the school's career three-pointers made record with 287 treys
- Played in 133 career games, second-most in Tiger basketball history
- Among Conference USA career leaders, is No. 4 in scoring and No. 3 in three-pointers made
- All-America second team selection by Associated Press, *Sports Illustrated*, U.S. Basketball Writers Association (USBWA), National Association of Basketball Coaches (NABC)
- All-America third team pick by Rivals.com and collegehoopsnet.com
- Named to collegeinsider.com All-America team and Defensive All-America team
- Conference USA Player of the Year
- Conference USA All-Tournament Team pick
- Named to the All-Conference USA first team
- A finalist for three National Player of the Year honors (Naismith Award, Oscar Robertson Trophy, Adolph F. Rupp Trophy)
- NABC All-District 7 first team and USBWA All-District 4 team
- Participated in the College Basketball Slam Dunk Championships at the 2006 NCAA Final Four in Indianapolis (advanced to the semifinals)



## Simplice Njoya

- Earned his bachelor's degree in International Business in August of 2005
- Transferred to Memphis from Duquesne prior to the 2003-04 season
- Had to sit out the 2003-04 season due to NCAA transfer rule
- During time at Memphis, played in 41 career games and started one
- Averaged 0.8 points and 1.1 rebounds in his two-year career at Memphis
- Shot 52.6 percent from the field and 65 percent from the free throw line
- Saw action in 10 games as a senior in 2005-06
- Grabbed a season-high three boards in the Tigers' 94-61 win over UCF
- Played in 31 games as a junior in 2004-05, averaging 1.0 points and 1.1 rebounds
- Made his biggest contribution when he hit 9-of-10 free throws to help the Tigers to a win over USF in Tampa
- Recorded career highs (at Memphis only) for points (9), rebounds (5), free throws made (9), free throws attempted (10) and minutes played (21) vs. USF
- Hit all nine free throws in the final 6:47 of the game
- Blocked a career-high three shots vs. Louisiana Tech in 2004-05



## Waki Williams

- Earned his bachelor's degree in University College/Sports in Community and African-American Focus
- Transferred to Memphis from Mt. San Jacinto (Calif.) Community College prior to the 2004-05 campaign
- Missed the first half of the 2004-05 season recovering from knee surgery
- Played in 59 career games and started two
- Scored 145 points (2.5 ppg) and grabbed 105 rebounds (1.8 rpg) in his two-year career
- A member of Memphis squads that played in the 2005 NIT (advanced to semifinals) and 2006 NCAA Tournament (advanced to Elite Eight)
- Made his first start of the 2005-06 season on Senior Night against Houston
- Made a career-high three steals against Tulane
- Grabbed a season-high six rebounds against Southern Miss (2nd game)
- Scored a career-high 15 points against UCF, shooting 5-for-8 from the field and hitting his first career trey
- Scored six points on a perfect 3-of-3 performance from the field against Jackson State in 11 minutes
- Had break-out game of collegiate career vs. Tulane in 2004-05 when he had 13 points and a career-high eight rebound



## Darius Washington

- Scored 1,054 points in his first two seasons at Memphis
- Became the 41st player in Memphis basketball history to score 1,000 points in a career
- Is No. 34 on the Tiger all-time scoring list with his 1,054 points
- Ranked on the Memphis career charts for three-pointers made (No. 10 with 92) and three-point field goal percentage (No. 4 at 37.6 percent)
- Started all 73 games in which he played in his Memphis career
- Had 254 assists and 104 steals in his two seasons
- Grabbed 235 career rebounds (3.2 average) from his guard spot
- Associated Press All-America honorable mention pick
- Named to the NCAA Tournament All-Regional (Oakland) Team
- A Bob Cousy Award finalist (one of 16 finalists from NCAA Divisions I, II, III) for the nation's top point guard
- Named to the All-Conference USA first team
- Selected a Naismith Award mid-season candidate
- A Wooden Award preseason candidate
- NABC All-District 7 second team
- Scored a season-high 26 points vs. UAB
- Posted first career double-double vs. Gonzaga with 22 points and 10 assists (career high)



## Shawne Williams

- *The Sporting News* National Freshman All-America Team
- CollegeInsider.com National Freshman All-America Team
- Rivals.com National Freshman All-America second team
- CollegeHoops.net National Freshman All-America third team
- Conference USA Freshman of the Year
- Named to the All-Conference USA third team and Conference USA All-Freshman Team
- Selected Conference USA Tournament MVP
- Scored 474 points in his freshman campaign
- Had 26 double-figure scoring games
- Ranked among Conference USA leaders in scoring (11th), rebounding (7th), free throw percentage (4th) and blocked shots (4th)
- Posted five double-doubles (21-10 vs. Lamar, 14-11 vs. Gonzaga, 13-12 vs. East Carolina, 21-14 vs. Tennessee, 10-12 vs. UAB)
- Averaged 18.0 points with 6.7 rebounds in the C-USA Tournament (3 games)
- Scored 18 points with eight rebounds in the C-USA Championship against UAB after a 23-point, eight-rebound performance against Houston in the semifinals
- Scored a career-high 26 points vs. UCLA in the NIT Season Tip-Off semifinals
- Grabbed a career-high 14 rebounds vs. Tennessee





# RECORDS/HISTORY

25

1990s ALL-AMERICAN



ANFERNEE **HARDAWAY**





Year	Overall Record	Conf. Record	Conf. Finish	Head Coach
1920-21	22-7-1			Frederick Graham
1921-22	1-7			W.H. DePriest
1922-23	6-4			Lester Barnhard
1923-24	4-9			Lester Barnhard
1924-25	3-5			Zach Curlin
1925-26	4-5			Zach Curlin
1926-27	5-7			Zach Curlin
1927-28	10-11	5-3#		Zach Curlin
1928-29	15-3	8-0#		Zach Curlin
1929-30	16-8	12-2		Zach Curlin
1930-31	14-2	11-1#		Zach Curlin
1931-32	11-10	9-5#		Zach Curlin
1932-33	7-6	5-3#		Zach Curlin
1933-34	5-14	2-4#		Zach Curlin
1934-35	5-15	3-7@		Zach Curlin
1935-36	7-7	3-7@		Zach Curlin
1936-37	5-7	3-7@		Zach Curlin
1937-38	0-14	0-10@		Zach Curlin
1938-39	2-13	1-9@		Zach Curlin
1939-40	7-9	5-5@		Zach Curlin
1940-41	9-8	4-5@		Zach Curlin
1941-42	7-9	3-7@		Zach Curlin
1942-43	7-4			Zach Curlin
1943-44	No Team (World War II)			
1944-45	3-6			Zach Curlin
1945-46	7-4			Zach Curlin
1946-47	11-7			Zach Curlin
1947-48	13-10			Zach Curlin
1948-49	11-10			McCoy Tarry
1949-50	12-9			McCoy Tarry
1950-51	17-8			McCoy Tarry
1951-52	25-10			Eugene Lambert
1952-53	10-14			Eugene Lambert
1953-54	15-9			Eugene Lambert
1954-55	17-5			Eugene Lambert
1955-56	20-7			Eugene Lambert
1956-57	24-6			Bob Vanatta
1957-58	15-7			Bob Vanatta
1958-59	17-6			Bob Vanatta
1959-60	18-5			Bob Vanatta
1960-61	20-3			Bob Vanatta
1961-62	15-7			Bob Vanatta
1962-63	19-7			Dean Ehlers
1963-64	14-11			Dean Ehlers
1964-65	10-14			Dean Ehlers
1965-66	10-15			Dean Ehlers
1966-67	17-9			Moe Iba
1967-68	18-17	2-14%	9th	Moe Iba
1968-69	6-19	0-16%	9th	Moe Iba
1969-70	6-20	1-15%	9th	Moe Iba
1970-71	18-8	8-6%	4th	Gene Bartow
1971-72	21-7	12-2%	T1st	Gene Bartow
1972-73	24-6	12-2%	1st	Gene Bartow
1973-74	19-11			Gene Bartow
1974-75	20-7			Wayne Yates

1975-76	21-9	1-1^	4th	Wayne Yates
1976-77	20-9	2-4^	T5th	Wayne Yates
1977-78	19-9	7-5^	3rd	Wayne Yates
1978-79	13-15	5-5^	3rd	Wayne Yates
1979-80	13-14	5-7^	4th	Dana Kirk
1980-81	13-14	5-7^	5th	Dana Kirk
1981-82	24-5	10-2^	1st (t)	Dana Kirk
1982-83	23-8	6-6^	4th	Dana Kirk
1983-84	26-7	11-3^	T1st (t)	Dana Kirk
1984-85	31-4	13-1^	1st (t)	Dana Kirk
1985-86	28-6	9-3^	2nd	Dana Kirk
1986-87	26-8	8-4^	2nd (t)	Larry Finch
1987-88	20-12	6-6^	T3rd	Larry Finch
1988-89	21-11	8-4^	T2nd	Larry Finch
1989-90	18-12	8-6^	4th	Larry Finch
1990-91	17-15	7-7^	T4th	Larry Finch
1991-92	23-11	5-5&	T3rd	Larry Finch
1992-93	20-12	7-3&	2nd	Larry Finch
1993-94	13-16	4-8&	T5th	Larry Finch
1994-95	24-10	9-3&	1st	Larry Finch
1995-96	22-8	11-3*	1st-W!	Larry Finch
1996-97	16-15	10-4*	T1st-W	Larry Finch
1997-98	17-12	12-4*	1st-N	Tic Price
1998-99	13-15	6-10*	T2nd-N	Tic Price
1999-2000	15-16	7-9*	T3rd-N	Johnny Jones
2000-01	21-15	10-6*	2nd-N	John Calipari
2001-02	27-9	12-4*	1st-N	John Calipari
2002-03	23-7	13-3*	1st-N	John Calipari
2003-04	22-8	12-4*	T1st	John Calipari
2004-05	22-16	9-7*	7th	John Calipari
2005-06	33-4	13-1*	1st (t)	John Calipari

# - Mississippi Valley Conference

@ - Southern Intercollegiate Athletic Association

% - Missouri Valley Conference

^ - Metro Conference

&amp; - Great Midwest Conference

\* - Conference USA

(t) - denotes tournament champion

W - White Division

N - National Division

! - tied for Conference USA regular season title

### Record By Decades

Year	Record (Pct.)	Year	Record (Pct.)
1920-29 .....	70-58-1 (.547)	1970-79 .....	181-101 (.642)
1930-39 .....	72-96 (.429)	1980-89 .....	225-89 (.717)
1940-49 .....	75-67 (.528)	1990-99 .....	183-126 (.592)
1950-59 .....	172-81 (.679)	2000-pres.....	163-75 (.685)
1960-69 .....	147-107 (.579)		





YEARS	COACH	SEASON	OVERALL	PCT	HOME	AWAY	NEUT.	CONF.
20-21	Fred Grantham	1	22-7-1	.750	NA	NA	NA	NA
21-22	W.H. DePriest	1	1-7	.125	1-1	0-6	-	-
22-24	Lester Barnard	2	10-13	.435	7-3	3-10	-	-
24-48	Zach Curlin	23	173-184	.485	106-77	57-100	10-7	50-14
48-51	McCoy Tarry	3	40-27	.597	24-6	12-9	4-2	-
51-56	Eugene Lambert	5	87-45	.659	46-6	37-36	4-3	-
56-62	Bob Vanatta	6	109-34	.762	62-5	24-19	23-10	-
62-66	Dean Ehlers	4	53-47	.530	33-16	13-26	7-5	-
66-70	Moe Iba	4	37-65	.362	25-31	10-29	2-5	3-45
70-74	Gene Bartow	4	82-32	.719	55-5	19-22	8-5	40-16
74-79	Wayne Yates	5	93-49	.655	72-15	16-23	5-11	15-15
79-86	Dana Kirk	7	158-58	.731	103-15	38-35	17-8	59-29
86-97	Larry Finch	11	220-130	.629	152-31	43-74	25-25	83-54
97-99	Tic Price	2	30-27	.526	22-9	8-16	0-2	18-14
99-2000	Johnny Jones	1	15-16	.483	11-6	3-8	1-2	7-9
2000-06	John Calipari	6	148-59	.715	95-17	40-25	13-17	69-25
<b>Totals For 16 Coaches</b>		<b>85</b>	<b>1278-800-1</b>	<b>.615</b>	<b>814-243</b>	<b>323-438</b>	<b>119-102</b>	<b>344-221</b>

**Memphis Home Courts:** Normal Cage, YMCA or Messick High Gym (1920-29), Memorial Gym (1929-51, 106-67), Memorial Fieldhouse (1951-64, 125-17), Mid-South Coliseum (1964-91, 343-90), The Pyramid (1991-2004, 173-42), FedExForum (2004-present, 35-8).

**Memphis Conference Affiliations:** Mississippi Valley Conference (1928-33), Missouri Valley Conference (1967-74), Metro Conference (1975-91), Great Midwest Conference (1991-95), Conference USA (1995-Present)



Frederick Grantham  
(1920-21)



W.H. DePriest  
(1921-22)



Lester Barnard  
(1922-24)



Zach Curlin  
(1924-48)



McCoy Tarry  
(1948-51)



Eugene Lambert  
(1951-56)

All-Time Coaches



Bob Vanatta  
(1956-62)



Dean Ehlers  
(1962-66)



Moe Iba  
(1966-70)



Gene Bartow  
(1970-74)



Wayne Yates  
(1974-79)



Dana Kirk  
(1979-86)



Larry Finch  
(1986-97)



Tic Price  
(1997-1999)



Johnny Jones  
(1999-2000)



John Calipari  
(2000-Present)



**MOST POINTS SCORED**

1. 138 vs Buffalo State, Jan. 14, 1975 (UM, 138-92)
- 138 vs. Union, Dec. 3, 1955 (UM, 138-70)
- 130 vs Mo.-St. Louis, Jan. 18, 1975 (UM, 130-79)
- 124 vs Georgia State, Dec. 7, 1994 (UM, 124-52)
- 124 vs Florida Tech, Jan. 10, 1973 (UM, 124-75)

**MOST POINTS BY TWO TEAMS**

1. 230 — UM 138, Buffalo State 92 Jan. 14, 1975
2. 221 — UM 113, Bradley 108 (ot) Dec. 17, 1987
3. 219 — UM 111, Pepperdine 108 (ot) Dec. 21, 1974
4. 217 — Xavier 110, UM 107 Jan. 29, 1966
5. 212 — Louisville 115, UM 97 Feb. 25, 1978

**LARGEST WINNING MARGIN**

1. 72 (124-52) vs Georgia State Dec. 7, 1994
2. 70 (112-42) vs Howard Jan. 3, 2001
3. 66 (136-70) vs Union Dec. 3, 1955
4. 66 (118-52) vs California-Davis Dec. 1, 1960
5. 65 (119-54) vs Florida A&M Dec. 19, 1994

**LARGEST MARGIN OF DEFEAT**

1. 49 (30-79) vs Elks Club Jan. 31, 1928
2. 45 (18-63) vs Murray State Jan. 5, 1935
3. 43 (26-69) vs Earle Arkansas HS Feb. 15, 1928
4. 41 (35-76) vs Delta State Jan. 10, 1947
5. 39 (61-100) vs Western Kentucky Dec. 11, 1965
- 39 (55-94) vs. Ohio State Dec. 3, 1959
- 39 (26-65) vs Earle Arkansas HS Feb. 19, 1930

**LARGEST MARGIN OF DEFEAT (since 1970)**

1. 32 (85-117) vs Hawaii Mar. 2, 1974
2. 31 (57-88) vs Cincinnati Mar. 29, 1992
3. 30 (65-95) vs Louisville Feb. 16, 1981

**MOST REBOUNDS**

1. 84 vs MacMurray, Jan. 8, 1972 (UM, 123-62)
- 82 vs Florida Tech, Jan. 10, 1973 (UM, 124-75)
- 82 vs Montana State, Dec. 17, 1960 (UM, 77-50)
- 81 vs MacMurray, Jan. 8, 1977 (UM, 109-55)
- 80 vs Freed-Hardeman, Jan. 30, 1935 (FH, 40-17)

**REBOUND MARGIN**

1. 44 (84-40) vs MacMurray, Jan. 8, 1972 (UM, 123-62)
2. 43 (74-31) vs Fla. A&M, Dec. 19, 1994 (UM, 119-54)
3. 40 (74-34) vs Brown, Dec. 31, 1968 (UM, 70-52)

4. 37 (80-43) vs Freed-Hardeman, Jan. 30, 1935 (FH, 40-17)
5. 36 (69-33) vs Fla. Tech, Nov. 27, 1976 (UM, 84-53)
- 36 (72-36) vs Richmond, Feb. 6, 1961 (UM, 104-73)

**MOST FIELD GOALS MADE**

1. 58 vs Mo.-St. Louis, Jan. 18, 1975 (UM, 130-79)
- 58 vs Buffalo State, Jan. 14, 1975 (UM, 138-92)
3. 51 vs Florida Tech, Jan. 10, 1973 (UM, 124-75)
4. 50 vs Georgia State, Dec. 7, 1994 (UM, 124-52)
- 50 vs South Dakota St., Dec. 4, 1976 (UM, 109-76)

**MOST FIELD GOALS ATTEMPTED**

1. 105 vs NATTC, Jan. 9, 1951 (UM, 71-56)
2. 103 vs MacMurray, Jan. 8, 1972 (UM, 123-62)
- 103 vs Mo.-St. Louis, Dec. 23, 1970 (UM, 108-86)
4. 102 vs MacMurray, Jan. 8, 1977 (UM, 109-55)
5. 101 vs Mo.-St. Louis, Jan. 18, 1975 (UM, 130-79)
- 101 vs Missouri-Rolla, Nov. 30, 1973 (UM, 106-79)

**HIGHEST FIELD GOAL PERCENTAGE**

1. 65.9 (29-44) vs Ole Miss, Dec. 22, 1979 (UM 80-75)
2. 65.3 (32-49) vs Georgia, Dec. 14, 1986 (UM, 82-71)
3. 65.1 (28-43) vs Creighton, Feb. 18, 1967 (UM, 74-66)
4. 64.4 (29-45) vs Southern Miss, Dec. 23, 1982 (UM, 81-60)
5. 64.3 (45-70) vs Murray St., Dec. 29, 1975 (UM, 109-83)

**MOST 3-POINT FG MADE**

1. 16 vs. Marquette, Feb. 14, 2004 (UM, 89-71)
2. 15 vs Howard, Jan. 3, 2001 (UM, 112-42)
3. 14 vs. Jackson State, Nov. 30, 2005 (UM, 97-70)
- 14 vs. Charlotte, Jan. 17, 2004 (UM, 91-69)
- 14 vs Southern Miss, Feb. 1, 2003 (UM, 80-62)

**MOST 3-POINT FG ATTEMPTED**

1. 37 vs. Charlotte, Jan. 17, 2004

- (UM, 91-69)
- 37 vs. DePaul, Jan. 13, 2004 (DU, 82-73)
3. 35 vs. East Carolina, Jan. 11, 2006 (UM, 77-67)
- 35 vs Houston, Jan. 24, 2004 (UM, 64-48)
- 35 vs UAB, Feb. 8, 1998 (UAB, 88-77)

**MOST FREE THROWS MADE**

1. 52 vs Northwestern State, Jan. 2, 1956 (UM, 112-78)
2. 48 vs Wichita State, Feb. 24, 1972 (UM, 108-98)
3. 43 vs Cincinnati, Jan. 12, 1982 (UM, 107-75)
4. 39 vs Mississippi St., Dec. 5, 1956 (UM, 89-78)
- 39 vs North Texas, Feb. 12, 1972 (UM, 87-80)
- 39 vs Southern Miss, Mar. 11, 1988 (UM, 97-84)

**MOST FREE THROWS ATTEMPTED**

1. 62 vs Northwestern State, Jan. 2, 1956 (UM 112-78)
2. 60 vs Wichita State, Feb. 24, 1972 (UM, 108-98)
3. 56 vs Florida State, Jan. 11, 1960 (UM, 86-71)
4. 52 vs Mississippi State, Dec. 5, 1956 (UM, 89-78)
- 52 vs Cincinnati, Jan. 12, 1982 (UM, 107-75)

**HIGHEST FREE THROW PERCENTAGE (Min. 15 made)**

1. 95.5 (21-22) vs Southern Miss, Jan. 11, 1967 (UM, 65-52)
- 95.5 (21-22) vs South Carolina, Feb. 18, 1985 (UM, 99-68)
3. 95.0 (19-20) vs Loyola (N.O.), Jan. 13, 1962 (UM, 87-76)
4. 94.7 (18-19) vs South Carolina, Feb. 13, 1988 (UM, 67-61)
5. 92.9 (26-28) vs Florida St., Mar. 3, 1983 (UM, 94-67)

**MOST ASSISTS**

1. 41 vs Buffalo State, Jan. 14, 1975 (UM, 138-92)
2. 34 vs Union, Feb. 1, 1975 (UM, 105-52)
3. 33 vs Murray State, Dec. 29, 1975 (UM, 109-83)
- 33 vs Southeast Mo., Mar. 2, 1994 (UM, 109-83)
5. 31 vs Missouri-St. Louis, Jan. 18, 1975

(UM, 130-79)

- 31 vs South Carolina, Mar. 7, 1986 (UM 100-59)
- 31 vs Georgia State, Jan. 4, 1993 (UM, 97-76)

**MOST STEALS**

1. 28 vs Southeastern La., Jan. 11, 1993 (UM, 109-58)
2. 22 vs Murray State, Dec. 9, 1986 (UM, 78-47)
- 22 vs Vanderbilt, Jan. 6, 1993 (UM, 84-78)
4. 21 vs Brandeis, Jan. 22, 1977 (UM, 97-87)
- 21 vs Georgia State, Dec. 7, 1995 (UM, 124-52)

**MOST TURNOVERS**

1. 31 vs DePaul, Nov. 29, 1991 (DU, 92-89)
- 31 at Vanderbilt, Nov. 21, 1997 (VU, 86-77)
3. 30 vs Louisville, Feb. 16, 1981 (UL, 95-65)
- 30 vs La.-Monroe, Nov. 15, 1997 (UM, 75-74 ot)
- 30 vs. Saint Louis, Mar. 2, 2005 (SLU, 70-61)

**MOST PERSONAL FOULS**

1. 36 vs Santa Clara, Dec. 6, 1975 (SC, 93-86)
2. 35 vs Okla. Christian, Dec. 3, 1979 (OCU, 90-76)
3. 34 vs Western Kentucky, Dec. 1, 1975 (WKU, 87-84)
4. 33 vs Missouri-St. Louis, Jan. 18, 1975 (UM, 130-79)
5. 32 vs 4 opponents

**MOST BLOCKED SHOTS**

1. 15 vs Ark.-Pine Bluff, Nov. 30, 1998 (UM, 86-42)
- 15 vs. Jackson State, Nov. 30, 2005 (UM, 97-70)
2. 14 vs. Saint Louis, Feb. 7, 2004 (UM, 63-54)
- 14 vs Murray State, Jan. 19, 1994 (MSU, 82-77)
5. 12 vs Middle Tennessee St., Dec. 5, 1984 (UM, 90-77)
- 12 vs Nicholls State, Dec. 21, 1994 (UM, 92-72)
- 12 vs Chattanooga, Jan. 5, 1995 (UM, 82-76)
- 12 vs Howard, Jan. 3, 2001 (UM, 112-42)

## Opponent Game Highs

**MOST POINTS SCORED**

- 117 by Hawaii, Mar. 2, 1974 (UH, 117-85)

**MOST REBOUNDS**

- 71 by Tulsa, Feb. 26, 1970 (TU, 87-78)

**REBOUND MARGIN**

- 31 (55-24) by Miami, Feb. 2, 1967 (Miami, 88-63)

**MOST FIELD GOALS MADE**

- 50 by Creighton, Feb. 2, 1966 (CU, 115-82)

**MOST FIELD GOALS ATTEMPTED**

- 100 by Florida Tech, Jan. 10, 1973 (UM, 124-75)

**HIGHEST FIELD GOAL PERCENTAGE**

- .686 (24-35) by Saint Louis, Jan. 17, 1981 (SLU, 66-59)

**MOST FREE THROWS MADE**

- 37 by Vanderbilt, Dec. 23, 1980 (VU, 111-96)

**MOST FREE THROWS ATTEMPTED**

- 48 by Cincinnati, Jan. 18, 1992 (UC, 75-66)

**HIGHEST FREE THROW PERCENTAGE**

- .972 (35-36) by Marquette, Jan. 23, 1993 (MU, 78-66)

**MOST ASSISTS**

- 30 by Hawaii, Mar. 2, 1974 (UH, 117-85)
- 30 by Louisville, Feb. 5, 1978 (UL, 103-82)

**MOST STEALS**

- 21 by Bradley, Jan. 6, 1972 (BU, 95-79)

**MOST BLOCKED SHOTS**

- 13 by Fresno State, Mar. 16, 1998 (FSU, 83-80)
- 13 by Cincinnati, Jan. 19, 2000 (UC, 75-55)

**TURNOVERS**

- 39 by Tennessee, Nov. 25, 1989 (UM, 91-72)

**PERSONAL FOULS**

- 37 by Delta State, Dec. 18, 1980 (UM, 87-58)



### Most Points

1. 2,961 in 2005-06
2. 2,879 in 2001-02
3. 2,803 in 1985-86
4. 2,714 in 2004-05
5. 2,703 in 2000-01

### Highest Scoring Average

1. 90.2 in 1974-75
2. 88.3 in 1955-56
3. 87.5 in 1975-76
4. 85.4 in 1956-57
5. 85.1 in 1972-73

### Defensive Scoring Average (Modern Era)

1. 56.5 (1470) in 1966-67
2. 61.6 (2033) in 1983-84
3. 61.9 (1918) in 1996-97
4. 63.7 (2228) in 1984-85
5. 64.1 (1476) in 1960-61

### Scoring Margin

1. 20.8 (85.0-64.2) in 1960-61
2. 15.0 (82.4-67.4) in 1985-86
3. 14.5 (80.0-65.5) in 2005-06
4. 11.2 (80.0-68.8) in 2001-02
5. 10.8 (90.2-79.4) in 1974-75

### Most Rebounds

1. 1,539 in 2001-02
2. 1,528 in 2005-06
3. 1,497 in 1972-73
4. 1,479 in 1955-56
5. 1,456 in 2004-05

### Highest Rebounding Average

1. 59.3 in 1960-61
2. 54.8 in 1955-56
3. 52.2 in 1970-71
4. 51.3 in 1965-66
5. 50.9 in 1963-64

### Rebound Margin

1. 9.6 (49.9-40.3) in 1972-73
2. 7.5 (48.5-41.0) in 1971-72
3. 6.7 (41.3-34.6) in 2005-06

## Streaks & Numbers

#### MOST CONSECUTIVE WINS

1. 20 in 1985-86
2. 16 in 1954-55
3. 15 in 2005-06
4. 14 in 1972-73
5. 13 in 1960-61

#### MOST CONSECUTIVE LOSSES

1. 14 in 1937-38
2. 8 in 1993-94
3. 9 in 1934-35
- 9 in 1969-70
5. 7 in 1968-69

#### MOST CONSECUTIVE HOME WINS

1. 39 (1984-86)
2. 34 (1994-96)
3. 29 (1981-83)

4. 6.6 (42.8-36.2) in 2001-02
5. 6.0 (52.2-46.2) in 1970-71

### Most Field Goals Made

1. 1,115 in 1985-86
2. 1,045 in 1975-76
- 1,045 in 2001-02
4. 1,038 in 1972-73
5. 1,034 in 2005-06

### Most Field Goals Attempted

1. 2,291 in 2005-06
2. 2,276 in 2001-02
3. 2,234 in 1973-74
4. 2,224 in 1976-77
5. 2,208 in 2000-01

### Highest Field Goal Percentage

1. 52.5 (897-1712) in 1982-83
2. 52.4 (831-1585) in 1981-82
3. 50.7 (1115-2199) in 1985-86
4. 50.2 (987-1967) in 1986-87
5. 49.9 (1015-2033) in 1984-85

### Defensive FG Percentage

1. 38.0 (795-2094) in 2005-06
2. 38.4 (827-2155) in 2004-05
3. 39.3 (647-1647) in 1996-97
- 39.3 (850-2161) in 1994-95
5. 39.4 (744-1887) in 1963-64

### Most 3-Point FG Made

1. 277 in 2005-06
2. 259 in 2003-04
3. 258 in 2004-05
4. 210 in 2002-03
5. 196 in 2000-01

### Most 3-Point FG Attempted

1. 783 in 2005-06
2. 746 in 2004-05
3. 722 in 2003-04
4. 610 in 2002-03
5. 573 in 2000-01

### Highest 3-Point FG Percentage

1. 36.1 (181-501) in 2001-02
2. 35.9 (259-722) in 2003-04
3. 35.7 (191-535) in 1994-95
4. 35.4 (277-783) in 2005-06
5. 34.6 (258-746) in 2004-05

### Most Free Throws Made

1. 714 in 1956-57
2. 644 in 2004-05
3. 643 in 1955-56
4. 616 in 2005-06
5. 608 in 2001-02

### Most Free Throws Attempted

1. 969 in 1956-57
2. 942 in 2004-05
3. 912 in 2001-02
4. 908 in 2000-01
5. 903 in 2005-06

### Highest FT Percentage

1. 76.3 (539-706) in 1987-88



## '05-'06 Tigers Set Nine Season Marks

The 2005-06 University of Memphis basketball season was magical — Conference USA regular season and tournament titles, the program's first-ever NCAA Tournament No. 1 seed and an NCAA Tournament Elite Eight appearance. The Tigers' success was also measured by the numbers they put up in 2005-06. After last year's campaign was finished, the 2005-06 set 10 single-season records, including most wins, most points, defensive field goal percentage, most three-pointers made, most steals and most blocked shots. The Tigers also jumped into the top five of nine other single-season statistical categories, including the third-longest winning streak in Memphis history at 15 straight.

Memphis finished the 2005-06 season ranked among the NCAA statistical leaders in scoring offense (12th), scoring margin (5th), field goal percentage (2nd), rebound margin (9th), blocked shots (8th), steals (12th) and won-loss percentage (2nd).

The Tigers' 33 victories also tied for the most wins by any team in the nation. Florida, the 2006 NCAA champion, posted 33 wins last year.

2. 76.1 (376-482) in 1961-62
3. 75.3 (396-526) in 1967-68
- 75.3 (491-652) in 1969-70
5. 74.8 (536-716) in 1975-76

### Most Assists

1. 620 in 1984-85
2. 616 in 1994-95
3. 592 in 1985-86
4. 566 in 2005-06
5. 557 in 2000-01

### Most Blocked Shots

1. 235 in 2005-06
2. 218 in 1994-95
3. 205 in 2004-05
4. 189 in 1993-94
5. 183 in 2000-01

### Most Steals

1. 361 in 2005-06
2. 315 in 1986-87
3. 302 in 1988-89
4. 301 in 1994-95
5. 298 in 1996-97

### Most Turnovers

1. 575 in 2005-06
2. 569 in 1994-95
3. 560 in 2004-05
4. 528 in 1996-97

5. 527 in 1999-00

### Most Personal Fouls

1. 757 in 2005-06
2. 750 in 2004-05
3. 737 in 2000-01
4. 706 in 1975-76
5. 702 in 2001-02

### Fewest Personal Fouls

1. 416 in 1961-62
2. 444 in 1963-64
- 444 in 1981-82
4. 454 in 1962-63
5. 464 in 1967-68

### Most Disqualifications

1. 35 in 1975-76
2. 32 in 1965-66
3. 26 in 2000-01
4. 25 in 1973-74
5. 23 in 1968-69
- 23 in 1970-71

### Fewest Disqualifications

1. 6 in 1995-96
2. 6 in 1993-94
3. 7 in 1985-86
4. 8 in 1994-95
5. 9 in 1981-82
- 9 in 1983-84



**MOST POINTS SCORED**

1. 48 by Larry Finch vs St. Joseph's, Jan. 20, 1973 (UM, 112-92)
2. 46 by Forest Arnold vs Hardin-Simmons, Dec. 7, 1955 (UM, 102-52)
3. 44 by Dick Kinder vs Marshall, Dec. 11, 1953 (UM, 104-85)
4. 42 by Elliot Perry vs East Tennessee, Jan. 30, 1991 (ETU, 105-102 ot)  
42 by Leslie Steele vs Southwestern, Feb. 17, 1942 (UM, 72-41)
6. 41 by Marcus Moody vs Oklahoma, Dec. 13, 1997 (UM, 80-78)
7. 40 by Win Wilfong vs Union, Dec. 1, 1955 (UM, 136-70)
8. 39 by Keiron Shine vs. Miami, Dec. 4, 1999 (UM, 82-72)  
39 by Keith Lee vs Arkansas State, Nov. 30, 1984 (UM, 79-62)
10. 38 by David Vaughn vs Jackson State, Dec. 23, 1991 (UM, 87-73)  
38 by Hunter Beckman vs Centenary, Jan. 19, 1963 (UM, 90-85)  
38 by Win Wilfong vs Oklahoma City, Feb. 18, 1957 (OCU, 106-96)

**MOST POINTS SCORED - CONFERENCE**

- 37 by Larry Finch vs. North Texas, Feb. 22, 1973 (UM 93-88) (MVC)

**MOST REBOUNDS**

1. 28 by Ronnie Robinson vs Tulsa, Feb. 25, 1971 (TU, 94-91)
2. 25 by Marion Hillard vs Florida State, Dec. 9, 1974 (UM, 70-69)
3. 24 by John Washington vs Samford, Dec. 22, 1973 (UM, 101-69)  
24 by Larry Kenon vs Tulsa, Feb. 10, 1973 (UM, 91-87 ot)  
24 by Larry Kenon vs St. Joseph's, Jan. 20, 1973 (UM, 112-92)  
24 by Ronnie Robinson vs South Alabama, Feb. 5, 1972 (UM 88-71)  
24 by Ronnie Robinson vs Wichita State, Feb. 27, 1971 (UM, 85-77)  
24 by Ronnie Robinson vs North Texas, Jan. 2, 1971 (UM, 69-57)
9. 23 by several players

**MOST REBOUNDS - CONFERENCE**

- 28 by Ronnie Robinson vs Tulsa, Feb. 25, 1971 (TU, 94-91) (MVC)

**MOST FIELD GOALS MADE**

1. 22 by Dick Kinder vs Marshall, Dec. 11, 1953 (UM, 104-85)
2. 17 by Larry Kenon vs South Carolina, Mar. 15, 1973 (UM, 90-76)  
17 by Larry Finch vs St. Joseph's, Jan. 20, 1973 (UM, 112-92)  
17 by Mike Butler vs Xavier, Jan. 29, 1966 (XU, 110-107)
5. 16 by John Hillman vs SMU, Nov. 28, 1964 (UM, 95-92 ot)  
16 by Hunter Beckman vs Centenary, Jan. 19, 1963 (UM, 90-85)  
16 by Hunter Beckman vs Loyola , Jan. 20, 1962 (LU, 100-76)

**MOST FIELD GOALS MADE - CONFERENCE**

- 15 by Chris Massie vs. Tulane, Jan. 7, 2003 (UM 85-73) (C-USA)  
15 by Dexter Reed vs. Louisville, Feb. 5, 1977 (UL, 111-92) (Metro)  
15 by Larry Kenon vs. Wichita State, Feb. 15, 1973 (UM, 99-77) (MVC)  
15 by Larry Finch vs North Texas, Jan. 22, 1972 (UM, 91-60) (MVC)

**MOST FIELD GOALS ATTEMPTED**

1. 34 by Dexter Reed vs Brandeis, Jan. 22, 1977 (UM, 97-87)
2. 30 by Larry Kenon vs South Carolina, Mar. 15, 1973 (UM, 90-76)
3. 29 by Keith Lee vs Virginia Tech, Jan. 26, 1985 (UM, 89-79)  
29 by Larry Finch vs Missouri Western, Dec. 2, 1972 (UM, 108-74)
5. 28 by Dajuan Wagner vs. Cincinnati, Mar. 3, 2002 (UC, 80-75 ot)  
28 by Rich Jones vs Wichita State, Jan. 30, 1969 (WSU, 71-69)
7. 27 by Anfernee Hardaway vs BYU, Dec. 22, 1992 (BYU, 73-67)  
27 by Larry Kenon vs Providence, Mar. 24, 1973 (UM, 98-85)  
27 by Larry Finch vs North Texas, Feb. 22, 1973 (UM, 93-88)  
27 by Larry Finch vs West Texas State, Feb. 17, 1973 (UM, 116-79)  
27 by Larry Finch vs Louisville, Feb. 8, 1973 (UL, 83-69)  
27 by Larry Finch vs St. Joseph's, Jan. 20, 1973 (UM, 112-92)

**MOST FIELD GOALS ATTEMPTED - CONFERENCE**

- 29 by Keith Lee vs Virginia Tech, Jan. 26, 1985 (UM, 89-79) (Metro)

**MOST 3-POINT FIELD GOALS MADE**

1. 7 by Antonio Anderson vs. Cincinnati, Dec. 3, 2005 (UM, 91-81)  
7 by Marcus Moody vs Oklahoma, Dec. 13, 1997 (UM, 80-78)  
7 by Rodney Newsom vs Arkansas, Jan. 18, 1996 (UM, 94-72)  
7 by Rodney Newsom vs Cincinnati, Feb. 3, 1995 (UM, 74-69 ot)  
7 by Anfernee Hardaway vs Chaminade, Dec. 21, 1992 (UM, 64-56)
6. 6 by eight different player on 16 occasions

**MOST 3-POINT FIELD GOALS MADE - CONFERENCE**

- 7 by Rodney Newsom vs Cincinnati, Feb. 3, 1995 (UM, 74-69 ot) (GMC)

**MOST 3-POINT FIELD GOALS ATTEMPTED**

1. 16 by Rodney Carney vs. Saint Louis, Mar. 2, 2005 (SLU 70-61)
2. 15 by Anfernee Hardaway vs BYU, Dec. 22, 1992 (BYU, 73-67)
3. 14 by Rodney Carney vs. Texas, Jan. 2, 2006 (UT, 69-58)  
14 by Marcus Moody vs Oklahoma, Dec. 13, 1997 (UM, 80-78)  
14 by Anfernee Hardaway vs Georgia Tech, Mar. 27, 1992 (UM, 83-79 ot)
6. 13 by Rodney Carney vs. Rice, Feb. 4, 2006 (UM, 84-79)  
13 by Rodney Carney vs. East Carolina, Jan. 11, 2006 (UM, 77-67)  
13 by Rodney Carney vs. Syracuse, Nov. 19, 2004 (SU, 77-62)
9. 12 by Rodney Carney vs. South Carolina, Mar. 19, 2004 (UM, 59-43)  
12 by Anthony Rice vs. Charlotte, Jan. 17, 2004 (UM, 91-69)  
12 by Rodney Newsom vs Arkansas, Jan. 18, 1996 (UM, 94-72)  
12 by Mingo Johnson vs Houston, Jan. 6, 1996 (UH, 69-67)  
12 by Mingo Johnson vs Temple, Feb. 5, 1995 (UM, 53-51)  
12 by Rodney Newsom vs Cincinnati, Feb. 3, 1995 (UM, 74-69 ot)  
12 by Anfernee Hardaway vs Temple, Feb. 24, 1993 (TU, 65-58)  
12 by Anfernee Hardaway vs Minnesota, Dec. 31, 1992 (Minnesota, 70-55)  
12 by Anfernee Hardaway vs Chaminade, Dec. 21, 1992 (UM, 64-56)  
12 by Elliot Perry vs. Cincinnati, Feb. 23, 1988 (UC, 106-90)

**MOST 3-POINT FIELD GOALS ATTEMPTED - CONFERENCE**

- 16 by Rodney Carney vs. Saint Louis, Mar. 2, 2005 (SLU 70-61) (C-USA)

*Opponent Game Records***MOST POINTS SCORED**

- 44 by Bill Walton (UCLA), March 26, 1973 (UCLA, 87-66)

**MOST REBOUNDS**

- 31 by Bailey Howell (Mississippi State), Dec. 5, 1956 (UM 89-78)

**MOST FIELD GOALS MADE**

- 21 by Bill Walton (UCLA), March 26, 1973 (UCLA, 87-66)

**MOST FIELD GOALS ATTEMPTED**

- 36 by Ernie DeGregorio (Providence), March 24, 1973 (UM, 98-85)

**MOST FREE THROWS MADE**

- 18 by Tim O'Connell (Xavier), Jan. 29, 1966 (XU, 110-107)

**MOST FREE THROWS ATTEMPTED**

- 20 by Tim O'Connell (Xavier), Jan. 29, 1966 (XU, 110-107)  
20 by Kevin Jobe (Oklahoma Christian), Dec. 3, 1980 (OCU, 90-76)

**MOST ASSISTS**

- 17 by Anthony Marshall (Bradley), Feb. 7, 1987 (UM, 82-74)

**MOST STEALS**

- 9 by Granville Arnold (Florida State), Feb. 26, 1983 (FSU, 74-72)

**MOST BLOCKED SHOTS**

- 10 by Kenyon Martin (Cincinnati), Jan. 19, 2000 (UC, 75-55)



#### MOST FREE THROWS MADE

1. 22 by Win Wilfong vs Oklahoma City, Feb. 18, 1957 (OCU 106-96)
2. 19 by Win Wilfong vs Mississippi State, Jan. 26, 1957 (UM, 86-83)  
19 by Forest Arnold vs Southern Miss, Dec. 15, 1955 (UM, 112-76)
4. 17 by Larry Finch vs Tulsa, Feb. 10, 1973 (UM, 91-87 ot)  
17 by Larry Finch vs Missouri Western, Dec. 2, 1972 (UM, 108-74)  
17 by Win Wilfong vs Tennessee Tech, Feb. 11, 1956 (UM, 96-77)
7. 16 by Elliot Perry vs Southern Miss, Jan. 4, 1989 (UM, 90-87 ot)
8. 15 by Elliot Perry vs Florida State, Feb. 1, 1989 (UM, 99-82)  
15 by Bobby Parks vs Wyoming, Nov. 27, 1982 (UM, 71-45)  
15 by Larry Finch vs North Texas, Feb. 12, 1972 (UM, 87-80)  
15 by Larry Finch vs North Texas, Feb. 13, 1971 (UM, 71-66)

#### MOST FREE THROWS MADE - CONFERENCE

- 17 by Larry Finch vs Tulsa, Feb. 10, 1973 (UM, 91-87 ot) (MVC)

#### MOST FREE THROWS ATTEMPTED

1. 23 by Win Wilfong vs Oklahoma City, Feb. 18, 1957 (OCU 106-96)
2. 22 by Forest Arnold vs Southern Miss, Dec. 15, 1955 (UM, 112-76)
- 21 by Lorenzen Wright vs Georgia State, Dec. 5, 1995 (UM, 89-69)
5. 20 by Win Wilfong vs Mississippi State, Jan. 26, 1957 (UM, 86-83)  
20 by Win Wilfong vs Tennessee Tech, Feb. 11, 1956 (UM, 96-77)
7. 19 by Jeremy Hunt vs Louisville, Mar. 14, 2003 (UL, 78-75)  
19 by Omar Sneed vs Arkansas, Jan. 10, 1998 (UA, 75-72)  
19 by Larry Finch vs Missouri Western, Dec. 2, 1972 (UM, 108-74)  
19 by Bob Neumann vs DePaul, Feb. 8, 1964 (UM, 98-67)

#### MOST FREE THROWS ATTEMPTED - CONFERENCE

- 18 by Keith Lee vs. Florida State, Feb. 15, 1984 (UM, 75-67) (Metro)
- 18 by Larry Finch vs. Tulsa, Feb. 10, 1973 (UM, 91-87 ot) (MVC)
- 18 by Larry Finch vs North Texas, Feb. 13, 1971 (UM, 71-66) (MVC)

#### MOST ASSISTS

1. 15 by Andre Turner vs South Carolina, Mar. 7, 1986 (UM, 100-59)
2. 14 by Anfernee Hardaway vs Georgia State, Jan. 4, 1993 (UM, 97-76)  
14 by Alvin Wright vs Brandeis, Jan. 22, 1977 (UM, 97-87)
4. 13 by Chris Garner vs Louisiana-Monroe, Dec. 23, 1995 (UM, 96-76)  
13 by Andre Turner vs Missouri, Jan. 25, 1986 (UM, 79-68)  
13 by Otis Jackson vs Saint Louis, Feb. 27, 1982 (UM, 94-72)  
13 by Alvin Wright vs Midwestern, Nov. 29, 1977 (UM, 78-74)  
13 by Alvin Wright vs Southern Miss, Jan. 20, 1976 (UM, 84-70)  
13 by Alvin Wright vs Murray State, Dec. 14, 1974 (UM, 102-77)

#### MOST ASSISTS - CONFERENCE

- 13 by Otis Jackson vs Saint Louis, Feb. 27, 1982 (UM, 94-72) (Metro)

#### MOST BLOCKED SHOTS

1. 9 by David Vaughn vs Georgia State, Dec. 11, 1993 (UM, 66-55)  
9 by Keith Lee vs Brown, Dec. 22, 1981 (UM, 106-96)
3. 8 by Kelly Wise vs Southern Miss, Jan. 29, 2000 (USM, 67-66)  
8 by David Vaughn vs Dayton, Feb. 9, 1994 (UM, 84-71)  
8 by David Vaughn vs Murray State, Jan. 19, 1994 (MSU, 82-77)  
8 by William Bedford vs Virginia Tech, Jan. 26, 1985 (UM, 89-79)
7. 7 by Kelly Wise vs Marquette, Feb. 21, 1999 (UM, 81-79)  
7 by David Vaughn vs Marquette, Jan. 29, 1994 (Marquette, 51-46)  
7 by David Vaughn vs DePaul, Jan. 8, 1994 (DU, 69-61)  
7 by Keith Lee vs Baltimore, Jan. 3, 1983 (UM, 103-57)  
7 by Keith Lee vs Florida State, Jan. 9, 1982 (UM, 90-63)



*Otis Jackson holds the single-game record for most assists in a conference contest with 13 vs. Saint Louis.*

- 7 by Dennis Isbell vs Virginia Tech, Feb. 16, 1980 (UM, 65-63)
- 7 by John Washington vs Southern Miss, Feb. 16, 1976 (UM, 87-72)
- 7 by John Washington vs Cincinnati, Jan. 24, 1976 (UM, 85-79)

#### MOST BLOCKED SHOTS - CONFERENCE

- 8 by Kelly Wise vs Southern Miss, Jan. 29, 2000 (USM, 67-66) (C-USA)
- 8 by David Vaughn vs Dayton, Feb. 9, 1994 (UM, 84-71) (GMC)
- 8 by William Bedford vs Virginia Tech, Jan. 26, 1985 (UM, 89-79) (Metro)

#### MOST STEALS

1. 9 by Elliot Perry vs Tennessee, Nov. 27, 1990 (UM, 74-72)  
9 by Elliot Perry vs Tennessee, Nov. 25, 1989 (UM, 91-72)  
9 by Andre Turner vs Virginia Tech, Jan. 27, 1986 (UM, 83-61)
4. 8 by Elliot Perry vs Wyoming, Nov. 27, 1989 (UM, 91-75)  
8 by Elliot Perry vs Tennessee State, Nov. 24, 1989 (UM, 99-74)  
8 by Dexter Reed vs Mississippi, Dec. 21, 1976 (UM, 88-83)
7. 7 by Jeremy Hunt vs. USF, Mar. 11, 2005 (UM, 81-68)  
7 by Antonio Burks vs. USF, Jan. 27, 2004 (UM, 66-53)  
7 by Chris Garner vs Tulane, Feb. 16, 1997 (UM, 62-56)  
7 by Chris Garner vs Georgia State, Dec. 7, 1994 (UM, 124-52)  
7 by Chris Garner vs Tennessee, Dec. 2, 1993 (UM, 83-64)  
7 by Anfernee Hardaway vs Saint Louis, Feb. 1, 1992 (UM, 77-64)  
7 by Cheyenne Gibson vs Louisville, Feb. 4, 1989 (UL, 101-85)  
7 by John Wilfong vs Alcorn State, Dec. 27, 1986 (UM, 108-56)  
7 by John Wilfong vs Murray State, Dec. 9, 1986 (UM, 78-47)  
7 by Andre Turner vs East Tennessee, Dec. 11, 1982 (UM, 80-62)  
7 by Otis Jackson vs Missouri-Kansas City, Dec. 12, 1978 (UM, 88-82)  
7 by Dexter Reed vs Brandeis, Jan. 22, 1977 (UM, 97-87)  
7 by Dexter Reed vs TCU, Dec. 23, 1976 (UM, 116-72)

#### MOST STEALS - CONFERENCE

- 9 by Andre Turner vs Virginia Tech, Jan. 27, 1986 (UM, 83-61) (Metro)



**MOST POINTS**

1. 762 by Dajuan Wagner (2001-02)
2. 729 by Anfernee Hardaway (1992-93)
3. 721 by Larry Finch (1972-73)
4. 688 by Keith Lee (1984-85)
5. 669 by Larry Finch (1971-72)
6. 665 by Elliot Perry (1990-91)
7. 636 by Rodney Carney (2005-06)
8. 629 by Win Wilfong (1956-57)
9. 620 by Elliot Perry (1988-89)
10. 607 by Keith Lee (1983-84)

**HIGHEST SCORING AVERAGE**

1. 24.0 by Larry Finch (1972-73)
2. 23.9 by Larry Finch (1971-72)
3. 22.8 by Anfernee Hardaway (1992-93)
4. 22.1 by Win Wilfong (1955-56)  
22.1 by Bob Neumann (1962-63)
6. 21.7 by Rich Jones (1968-69)
7. 21.3 by Hunter Beckman (1961-62)
8. 21.2 by Forest Arnold (1955-56)  
21.2 by Dajuan Wagner (2001-02)
10. 21.0 by Forest Arnold (1953-54)  
21.0 by Win Wilfong (1956-57)

**MOST REBOUNDS**

1. 501 by Larry Kenon (1972-73)
2. 372 by Ronnie Robinson (1971-72)  
372 by Win Wilfong (1956-57)
4. 369 by Ronnie Robinson (1970-71)
5. 366 by Don Holcomb (1971-72)
6. 363 by Kelly Wise (2000-01)
7. 357 by Keith Lee (1983-84)
8. 351 by Forest Arnold (1955-56)
9. 345 by Lorenzen Wright (1994-95)
10. 337 by Marion Hillard (1975-76)

**HIGHEST REBOUND AVERAGE**

1. 16.7 by Larry Kenon (1972-73)
2. 14.4 by Wayne Yates (1960-61)
3. 14.2 by Ronnie Robinson (1970-71)
4. 13.5 by Forest Arnold (1955-56)
5. 13.3 by Ronnie Robinson (1971-72)
6. 13.1 by Don Holcomb (1971-72)
7. 12.5 by Marion Hillard (1974-75)
8. 12.4 by Win Wilfong (1956-57)
9. 12.0 by David Vaughn (1993-94)
10. 12.1 by Win Wilfong (1955-56)

**MOST FIELD GOALS MADE**

1. 273 by Larry Kenon (1972-73)
2. 266 by Keith Lee (1984-85)
3. 265 by Dajuan Wagner (2001-02)
4. 256 by Larry Finch (1972-73)
5. 249 by Anfernee Hardaway (1992-93)
6. 246 by John Wallisa (1951-52)
7. 245 by Keith Lee (1983-84)
8. 241 by Larry Finch (1971-72)
9. 235 by Elliot Perry (1990-91)
10. 231 by Omar Sneed (1997-98)

**MOST FIELD GOALS ATTEMPTED**

1. 647 by Dajuan Wagner (2001-02)
2. 575 by Larry Finch (1972-73)
3. 536 by Keith Lee (1984-85)



*Dwight Boyd holds the Memphis single-season record for free throw percentage at 89.5 percent (111-124) in 1987-88.*

4. 527 by Larry Finch (1971-72)
5. 522 by Anfernee Hardaway (1992-93)
6. 520 by Larry Kenon (1972-73)
7. 519 by Rodney Carney (2004-05)
8. 507 by Elliot Perry (1990-91)
9. 505 by Rodney Carney (2005-06)
10. 490 by Win Wilfong (1956-57)

**HIGHEST FIELD GOAL PERCENTAGE**

1. 61.7 (266-366) by Marion Hillard (1975-76)
2. 60.9 (170-279) by Ronnie Robinson (1971-72)
3. 60.4 (128-212) by Ronnie Robinson (1970-71)
4. 60.2 (151-251) by Chris Massie (2002-03)
5. 59.6 (102-171) by Derrick Phillips (1982-83)
6. 59.4 (123-207) by Derrick Phillips (1981-82)  
59.4 (177-298) by Bobby Parks (1982-83)
8. 58.5 (231-395) by Omar Sneed (1997-98)
9. 58.4 (227-389) by William Bedford (1985-86)
10. 57.9 (132-228) by Sunday Adebayo (1996-97)

**MOST 3-POINT FIELD GOALS MADE**

1. 102 by Rodney Carney (2005-06)
2. 82 by Anthony Rice (2004-05)
3. 81 by Mingo Johnson (1995-96)
4. 76 by Rodney Carney (2004-05)
5. 73 by Anfernee Hardaway (1992-93)
6. 72 by Mingo Johnson (1994-95)
7. 69 by Anfernee Hardaway (1991-92)
8. 66 by Dajuan Wagner (2001-02)
9. 62 by Sean Banks (2003-04)  
62 by Rodney Carney (2003-04)

**MOST 3-POINT FIELD GOALS ATTEMPTED**

1. 261 by Rodney Carney (2005-06)
2. 234 by Rodney Carney (2004-05)
3. 224 by Mingo Johnson (1995-96)
4. 220 by Anfernee Hardaway (1992-93)
5. 208 by Anthony Rice (2004-05)  
208 by Dajuan Wagner (2001-02)
7. 190 by Anfernee Hardaway (1991-92)



- 178 by Mingo Johnson (1994-95)
- 169 by Anthony Rice (2003-04)
- 167 by Rodney Carney (2003-04)

#### HIGHEST 3-POINT FIELD GOAL PERCENTAGE (One made per game minimum)

- 43.9 (47-107) by Detric Golden (1997-98)
- 42.5 (48-113) by Anthony Rice (2001-02)
- 41.8 (41-98) by Harry Allen (1997-98)
- 41.3 (57-138) by Antonio Burks (2003-04)
- 40.7 (46-113) by Rodney Newsom (1992-93)
- 40.6 (54-133) by Shyrone Chatman (2000-01)
- 40.5 (72-178) by Mingo Johnson (1994-95)
- 40.2 (43-107) by Courtney Trask (1999-2000)
- 39.5 (47-119) by Darius Washington Jr. (2004-05)
- 39.4 (82-208) by Anthony Rice (2004-05)

#### MOST FREE THROWS MADE

- 221 by Win Wilfong (1956-57)
- 209 by Larry Finch (1972-73)
- 192 by Elliot Perry (1988-89)
- 187 by Larry Finch (1971-72)
- 166 by Dajuan Wagner (2001-02)
- 158 by Anfernee Hardaway (1992-93)
- 156 by Keith Lee (1984-85)
- 151 by Darius Washington Jr. (2004-05)
- 150 by Phil Hodson (1951-52)
- 150 by Bob Neumann (1963-64)
- 150 by Bill Cook (1975-76)

#### MOST FREE THROWS ATTEMPTED

- 271 by Win Wilfong (1956-57)
- 250 by Larry Finch (1972-73)
- 250 by Kelly Wise (2000-01)
- 234 by Elliot Perry (1988-89)
- 230 by Dajuan Wagner (2001-02)
- 223 by Larry Finch (1971-72)
- 209 by Forest Arnold (1955-56)
- 207 by Omar Sneed (1997-98)
- 206 by Darius Washington Jr. (2004-05)
- 206 by Anfernee Hardaway (1992-93)

#### HIGHEST FREE THROW PERCENTAGE

- 89.5 (111-124) by Dwight Boyd (1987-88)
- 86.4 (114-132) by Mike Butler (1965-66)
- 85.9 (115-134) by Mike Butler (1966-67)
- 85.4 (82-96) by Andre Turner (1985-86)
- 84.8 (123-145) by Bill Cook (1973-74)
- 84.2 (150-178) by Bill Cook (1975-76)
- 84.1 (106-126) by Mike Butler (1967-68)
- 84.0 (68-81) by Mackie Smith (1967-68)
- 84.0 (68-81) by Dinno Daniels (1998-99)
- 83.9 (187-223) by Larry Finch (1971-72)

#### MOST ASSISTS

- 262 by Andre Turner (1985-86)
- 224 by Andre Turner (1984-85)
- 217 by Chris Garner (1994-95)
- 204 by Anfernee Hardaway (1992-93)
- 198 by John Wilfong (1986-87)
- 188 by Anfernee Hardaway (1991-92)
- 182 by Antonio Burks (2001-02)
- 178 by Alvin Wright (1976-77)
- 174 by Otis Jackson (1981-82)
- 171 by Chris Garner (1995-96)

#### MOST BLOCKED SHOTS

- 107 by David Vaughn (1993-94)
- 102 by Keith Lee (1981-82)
- 96 by Keith Lee (1982-83)
- 91 by William Bedford (1984-85)
- 86 by William Bedford (1985-86)
- 76 by Keith Lee (1983-84)
- 71 by Lorenzen Wright (1994-95)
- 71 by Kelly Wise (1999-00)
- 69 by David Vaughn (1994-95)
- 66 by Joey Dorsey (2005-06)

#### MOST STEALS

- 90 by Chris Garner (1994-95)
- 87 by Andre Turner (1985-86)
- 86 by Anfernee Hardaway (1991-92)
- 85 by Elliot Perry (1990-91)
- 85 by Chris Garner (1996-97)
- 82 by Elliot Perry (1989-90)
- 81 by Dexter Reed (1976-77)
- 76 by Anfernee Hardaway (1992-93)
- 75 by John Wilfong (1986-87)
- 74 by Andre Turner (1982-83)
- 74 by Chris Garner (1993-94)

- 1,177 by Vincent Askew (1984-85)
- 1,170 by Lorenzen Wright (1994-95)
- 1,169 by Elliot Perry (1990-91)
- 1,165 by Chris Garner (1994-95)
- 1,164 by Vincent Askew (1986-87)
- 1,157 by Andre Turner (1984-85)

#### MOST PERSONAL FOULS

- 137 by Joey Dorsey (2005-06)
- 123 by Keith Lee (1984-85)
- 120 by Duane Erwin (2004-05)
- 118 by Earl Barron (2000-01)
- 115 by Earl Barron (2001-02)
- 113 by Joey Dorsey (2004-05)
- 108 by David Vaughn (1991-92)
- 108 by John Washington (1976-77)
- 107 by Keith Lee (1983-84)
- 106 by Kelly Wise (2000-01)
- 106 by Jermaine Ousley (1997-98)

#### MOST DISQUALIFICATIONS

- 10 by Ed Wilson (1975-76)
- 10 by Frank Snyder (1961-62)
- 9 by Kelvin Allen (1990-91)
- 9 by Fred Horton (1970-71)
- 8 by Joey Dorsey (2005-06)
- 8 by Earl Barron (2001-02)
- 8 by John Gunn (1974-75)
- 8 by Richard Jones (1968-69)
- 8 by Chuck Neal (1965-66)



Andre Turner holds the top two spots on the Memphis single-season assists chart with 262 in 1985-86 and 224 in 1984-85.

#### MOST MINUTES PLAYED

- 1,333 by Darius Washington Jr. (2004-05)
- 1,224 by Anfernee Hardaway (1991-92)
- 1,204 by Anthony Rice (2004-05)
- 1,196 by Anfernee Hardaway (1992-93)



Darius Washington Jr. played a Tiger single-season best 1,333 minutes as a freshman in 2004-05.



**MOST GAMES PLAYED**

1. 134 by Anthony Rice (2001-05)
2. 133 by Rodney Carney (2002-06)
3. 132 by Andre Turner (1982-86)  
132 by Baskerville Holmes (1982-86)
5. 131 by Dwight Boyd (1984-88)
6. 128 by Earl Barron (1999-2003)  
128 by Tony Madlock (1988-92)  
128 by Keith Lee (1981-85)
9. 126 by Ernest Smith (1988-92)  
126 by Elliot Perry (1987-91)

**MOST POINTS**

1. 2,408 by Keith Lee (1981-85)
2. 2,209 by Elliot Perry (1987-91)
3. 1,901 by Rodney Carney (2002-06)
4. 1,869 by Larry Finch (1970-73)
5. 1,854 by Forest Arnold (1953-56)
6. 1,697 by Cedric Henderson (1993-97)
7. 1,678 by Dexter Reed (1973-77)
8. 1,629 by Bill Cook (1972-76)
9. 1,487 by Kelly Wise (1998-2002)
10. 1,479 by Phillip Haynes (1980-84)

**HIGHEST SCORING AVERAGE**

1. 22.3 by Larry Finch (1970-73)
2. 21.7 by Rich Jones (1968-69)
3. 21.5 by Win Wilfong (1955-57)
4. 20.3 by Bob Neumann (1961-64)
5. 20.1 by Larry Kenon (1972-73)
6. 20.0 by Anfernee Hardaway (1991-93)
7. 19.5 by Forest Arnold (1952-56)
8. 18.8 by Omar Sneed (1997-99)  
18.8 by Keith Lee (1981-85)
10. 18.5 by Mike Butler (1965-68)

**MOST REBOUNDS**

1. 1,336 by Keith Lee (1981-85)
2. 1,109 by Forest Arnold (1953-56)
3. 1,075 by Kelly Wise (1998-2002)
4. 1,066 by Ronnie Robinson (1970-73)
5. 903 by David Vaughn (1991-95)
6. 870 by Don Holcomb (1969-72)
7. 716 by James Bradley (1976-79)
8. 687 by Dennis Isbell (1976-81)
9. 686 by Win Wilfong (1955-56)
10. 678 by Baskerville Holmes (1982-86)

**HIGHEST REBOUND AVERAGE**

1. 16.7 by Larry Kenon (1972-73)
2. 12.8 by Ronnie Robinson (1970-73)
3. 12.3 by Win Wilfong (1955-57)
4. 12.1 by Don Holcomb (1969-72)
5. 11.8 by Marion Hillard (1974-76)
6. 11.7 by Forest Arnold (1955-57)
7. 10.5 by Keith Lee (1981-85)
8. 10.3 by Lorenzen Wright (1994-96)
9. 9.8 by David Vaughn (1991-95)
10. 9.4 by Bob Neumann (1961-64)

**MOST FIELD GOALS MADE**

1. 930 by Keith Lee (1981-85)
2. 752 by Elliot Perry (1987-91)
3. 690 by Forest Arnold (1952-56)
4. 688 by Dexter Reed (1973-77)
5. 664 by Cedric Henderson (1993-97)  
664 by Larry Finch (1970-73)

7. 659 by Rodney Carney (2002-06)
8. 601 by Phillip Haynes (1980-84)
9. 597 by Bill Cook (1972-76)
10. 591 by Kelly Wise (1998-2002)

**MOST FIELD GOALS ATTEMPTED**

1. 1,797 by Keith Lee (1981-85)
2. 1,699 by Elliot Perry (1987-91)
3. 1,596 by Dexter Reed (1973-77)
4. 1,583 by Forest Arnold (1952-56)
5. 1,567 by Rodney Carney (2002-06)
6. 1,517 by Larry Finch (1970-73)
7. 1,477 by Cedric Henderson (1993-97)
8. 1,349 by Bill Cook (1972-76)
9. 1,294 by Mike Butler (1965-68)
10. 1,198 by Andre Turner (1982-86)

**HIGHEST FIELD GOAL PERCENTAGE**

1. 59.6 (171-287) by Joey Dorsey (2004-pres.)
2. 57.7 (464-804) by Ronnie Robinson (1970-73)
3. 56.7 (514-906) by William Bedford (1983-86)  
56.7 (386-681) by Marion Hillard (1974-76)

5. 56.6 (270-477) by Derrick Phillips (1980-84)
6. 56.5 (208-368) by Michael Wilson (1994-96)
7. 55.1 (405-735) by Lorenzen Wright (1994-96)
8. 54.8 (405-739) by Omar Sneed (1997-99)
9. 54.3 (445-820) by Bobby Parks (1980-84)
10. 54.2 (430-794) by Hunter Beckman (1960-63)

**MOST 3-POINT FIELD GOALS MADE**

1. 287 by Rodney Carney (2002-06)
2. 242 by Anthony Rice (2001-05)
3. 163 by Marcus Moody (1997-2001)
4. 153 by Mingo Johnson (1994-96)
5. 143 by Elliot Perry (1987-91)
6. 142 by Anfernee Hardaway (1991-93)
7. 141 by Rodney Newsom (1992-96)
8. 114 by Billy Smith (1990-93)
9. 96 by Cedric Henderson (1993-1997)
10. 92 by Darius Washington Jr. (2004-06)

**MOST 3-POINT FIELD GOALS ATTEMPTED**

1. 792 by Rodney Carney (2002-06)
2. 643 by Anthony Rice (2001-05)



Anthony Rice (above left; 2001-05) took over first place on the Memphis career three-pointers made chart his senior season, but Rodney Carney (above right; 2002-06) one-upped his former teammate in 2005-06, taking away the top spot. Carney is first on the career chart with 287 three-pointers, while Rice is second 242 treys.



3. 520 by Marcus Moody (1997-2001)
4. 414 by Elliot Perry (1987-91)
5. 410 by Anfernee Hardaway (1991-93)
6. 402 by Mingo Johnson (1994-96)
7. 351 by Billy Smith (1990-93)
8. 316 by Cedric Henderson (1993-97)
9. 291 by Rodney Newsom (1992-96)
10. 270 by Shyrone Chatman (1997-2001)

#### HIGHEST 3-POINT FIELD GOAL PERCENTAGE

*(One made per game minimum)*

1. 39.4 (85-216) by Harry Allen (1996-98)
2. 38.1 (153-402) by Mingo Johnson (1994-96)
3. 37.6 (242-643) by Anthony Rice (2001-05)
4. 37.5 (92-245) by Darius Washington Jr. (2004-06)
5. 36.7 (80-218) by Scooter McFadgon (2000-02)
6. 36.5 (42-115) by Antonio Anderson (2005-pres.)
7. 36.4 (85-233) by Sean Banks (2003-05)
8. 36.2 (287-792) by Rodney Carney (2002-06)
9. 35.8 (73-204) by John McLaughlin (1987-91)
10. 34.6 (142-410) by Anfernee Hardaway (1991-93)

#### MOST FREE THROWS MADE

1. 562 by Elliot Perry (1987-91)
2. 548 by Keith Lee (1981-85)
3. 541 by Larry Finch (1970-73)
4. 474 by Forest Arnold (1952-56)
5. 435 by Bill Cook (1972-76)
6. 376 by Bobby Parks (1980-84)
7. 362 by Don Holcomb (1969-72)
- 362 by Win Wilfong (1955-57)
9. 345 by Bob Neumann (1961-64)
10. 335 by Mike Butler (1965-68)

#### MOST FREE THROWS ATTEMPTED

1. 707 by Elliot Perry (1987-91)
2. 701 by Keith Lee (1981-85)
3. 699 by Forest Arnold (1952-56)
4. 663 by Larry Finch (1970-73)
5. 561 by Kelly Wise (1998-2002)
6. 519 by Bill Cook (1972-76)
7. 512 by Don Holcomb (1969-72)
8. 507 by Bobby Parks (1980-84)
9. 449 by Win Wilfong (1955-57)
10. 446 by Kelly Wise (1998-2002)

#### MOST CONSECUTIVE FREE THROWS

1. 40 by Mike Butler (1965-66)

#### HIGHEST FREE THROW PERCENTAGE

1. 85.5 (335-392) by Mike Butler (1965-68)
2. 83.8 (435-519) by Bill Cook (1972-76)
3. 82.7 (272-329) by Dwight Boyd (1984-88)
4. 81.6 (541-663) by Larry Finch (1970-73)
5. 81.0 (150-185) by Scooter McFadgon (2000-02)
6. 80.4 (361-449) by Win Wilfong (1955-57)
- 80.4 (345-429) by Bob Neumann (1961-64)
8. 79.5 (562-707) by Elliot Perry (1987-91)
9. 79.0 (136-172) by Mackie Smith (1966-69)
10. 78.6 (147-187) by Hunter Beckman (1960-63)

#### MOST ASSISTS

1. 763 by Andre Turner (1982-86)
2. 639 by Chris Garner (1993-97)
3. 615 by Alvin Wright (1974-78)
4. 546 by Elliot Perry (1987-91)
5. 498 by Otis Jackson (1978-82)



Elliot Perry (1987-91) holds the school's career marks for free throws made (562) and free throws attempted (707). He is also second in steals and fourth in assists

6. 487 by Antonio Burks (2001-04)
7. 398 by Vincent Askew (1984-87)
8. 392 by Anfernee Hardaway (1991-93)
9. 346 by Bill Cook (1972-76)
10. 321 by Tony Madlock (1988-92)

#### MOST BLOCKED SHOTS

1. 320 by Keith Lee (1981-85)
2. 235 by David Vaughn (1991-95)
3. 234 by William Bedford (1983-86)
4. 226 by Kelly Wise (1998-2002)
5. 178 by Dennis Isbell (1976-81)
6. 159 by John Washington (1972-77)
- 159 by Kelvin Allen (1989-93)
8. 155 by Duane Erwin (2001-05)
9. 130 by Lorenzen Wright (1994-96)
10. 132 by Earl Barron (1999-2003)

#### MOST STEALS

1. 321 by Chris Garner (1993-97)
2. 304 by Elliot Perry (1987-91)
3. 272 by Andre Turner (1982-86)
4. 206 by Otis Jackson (1978-82)
5. 177 by Antonio Burks (2001-04)
6. 175 by Cedric Henderson (1993-97)
7. 162 by Anfernee Hardaway (1991-93)
8. 160 by Marcus Moody (1997-2001)
9. 156 by Rodney Douglas (1985-89)
10. 155 by Cheyenne Gibson (1987-90)

#### MOST MINUTES PLAYED

1. 4,430 by Keith Lee (1981-85)
2. 4,352 by Andre Turner (1982-86)



Antonio Burks, the 2004 Conference USA Player of the Year, jumped into the top 10 career charts in both assists (6th) and steals (5th).

3. 4,103 by Elliot Perry (1987-91)
4. 3,930 by Anthony Rice (2001-05)
5. 3,916 by Chris Garner (1993-97)
6. 3,909 by Cedric Henderson (1993-97)
7. 3,790 by Phillip Haynes (1980-84)
8. 3,740 by Alvin Wright (1974-78)
9. 3,723 by Otis Jackson (1978-82)
10. 3,670 by Rodney Carney (2002-06)

#### MOST PERSONAL FOULS

1. 416 by Keith Lee (1981-85)
2. 379 by Earl Barron (1999-2003)
3. 336 by Kelvin Allen (1989-93)
4. 326 by Kelly Wise (1998-2002)
5. 324 by Cedric Henderson (1993-97)
6. 314 by Duane Erwin (2001-05)
7. 304 by John Washington (1972-77)
8. 280 by Rodney Carney (2002-06)
9. 273 by Ronnie Robinson (1970-73)
10. 272 by David Vaughn (1991-95)

#### MOST DISQUALIFICATIONS

1. 20 by Earl Barron (1999-2003)
- 20 by John Washington (1972-77)
- 20 by Ed Wilson (1973-76)
4. 18 by Ronnie Robinson (1970-73)
5. 17 by James Bradley (1976-79)



## Scoring

<i>Year</i>	<i>Player</i>	<i>Avg/Pts</i>
1956-57	Win Wilfong	21.0/629
1960-61	Wayne Yates	17.5/403
1961-62	Hunter Beckman	21.3/469
1962-63	Hunter Beckman	18.5/482
1963-64	Bob Neumann	20.7/518
1964-65	John Hillman	20.1/483
1965-66	Mike Butler	19.2/480
1966-67	Mike Butler	17.1/445
1967-68	Mike Butler	19.4/484
1968-69	Richard Jones	21.7/455
1969-70	James Douglas	17.1/445
1970-71	Larry Finch	18.4/479
1971-72	Larry Finch	23.9/669
1972-73	Larry Finch	24.0/721
1973-74	Dexter Reed	18.4/551
1974-75	Bill Cook	19.0/496
1975-76	Bill Cook	18.8/510
1976-77	Dexter Reed	17.0/494
1977-78	James Bradley	18.3/512
1978-79	Rodney Lee	12.0/336
1979-80	Otis Jackson	12.1/327
1980-81	Hank McDowell	11.9/322
1981-82	Keith Lee	18.3/532
1982-83	Keith Lee	18.7/581
1983-84	Keith Lee	18.4/607
1984-85	Keith Lee	19.7/688
1985-86	William Bedford	17.3/522
1986-87	Vincent Askew	15.1/512
1987-88	Dwight Boyd	15.2/441
1988-89	Elliot Perry	19.4/620
1989-90	Elliot Perry	16.8/540
1990-91	Elliot Perry	20.8/665
1991-92	Anfernee Hardaway	17.4/590
1992-93	Anfernee Hardaway	22.8/729
1993-94	David Vaughn	16.6/466
1994-95	Lorenzen Wright	14.8/503
1995-96	Lorenzen Wright	17.4/523
1996-97	Cedric Henderson	16.0/497
1997-98	Omar Sneed	20.9/605

## Rebounding

<i>Year</i>	<i>Player</i>	<i>Avg/Rebs</i>
1956-57	Win Wilfong	12.4/372
1960-61	Wayne Yates	14.4/331
1961-62	Bob Neumann	10.5/232
1962-63	Hunter Beckman	7.4/193
1963-64	John Hillman	9.4/234
1964-65	John Hillman	9.6/231
1965-66	Jimmy Hawkins	7.5/187
1966-67	Chuck Neal	6.6/166
1967-68	Mackie Don Smith	7.7/193
1968-69	Richard Jones	11.1/234
1969-70	Don Holcomb	11.4/216
1970-71	Ronnie Robinson	14.2/369
1971-72	Ronnie Robinson	13.3/372
1972-73	Larry Kenon	16.7/501
1973-74	John Washington	7.8/215
1974-75	Marion Hillard	12.5/326
1975-76	Marion Hillard	11.2/337
1976-77	John Washington	9.3/262
1977-78	James Bradley	9.8/273
1978-79	James Bradley	9.2/175
1979-80	Hank McDowell	7.5/203
1980-81	Hank McDowell	7.6/206
1981-82	Keith Lee	11.0/320
1982-83	Keith Lee	10.8/336
1983-84	Keith Lee	10.8/357
1984-85	Keith Lee	9.2/323
1985-86	William Bedford	8.5/273
1986-87	Sylvester Gray	7.6/257
1987-88	Dewayne Bailey	5.8/184
1988-89	Steve Ballard	6.8/219

## Assists

<i>Year</i>	<i>Player</i>	<i>Avg/Assts</i>
1968-69	Richard Jones	2.5/52
1969-70	Jesse Buckman	3.4/55
1970-71	Larry Finch	2.5/65
1971-72	Larry Finch	4.2/117
1972-73	Larry Finch	3.9/116
1973-74	Bill Cook	3.3/98
1974-75	Alvin Wright	4.7/128
1975-76	Alvin Wright	5.3/159
1976-77	Alvin Wright	6.1/178
1977-78	Alvin Wright	5.4/150
1978-79	Otis Jackson	3.4/96
1979-80	Otis Jackson	4.2/113
1980-81	Otis Jackson	4.3/115
1981-82	Otis Jackson	6.0/174
1982-83	Andre Turner	4.1/127
1983-84	Andre Turner	4.5/150
1984-85	Andre Turner	6.6/224
1985-86	Andre Turner	7.7/262
1986-87	John Wilfong	5.8/198
1987-88	Elliot Perry	4.1/130
1988-89	Elliot Perry	3.7/118

## FG Percentage


<i>Year</i>	<i>Player</i>	<i>Pct</i>
1956-57	Ron Ragan	.449
1960-61	Frank Snyder	.495
1961-62	Hunter Beckman	.570
1962-63	George Kirk	.541
1963-64	Bob Neumann	.518
1964-65	Jamie McMahan	.534
1965-66	Chuck Neal	.557
1966-67	Chuck Neal	.549
1967-68	Mike Stewart	.410
1968-69	Richard Jones	.429
1969-70	Don Holcomb	.469
1970-71	Ronnie Robinson	.604
1971-72	Ronnie Robinson	.609
1972-73	Ronnie Robinson	.530
1973-74	Dexter Reed	.465
1974-75	Ed Wilson	.556
1975-76	Marion Hillard	.617
1976-77	John Washington	.507
1977-78	Rodney Lee	.532
1978-79	Rodney Lee	.505
1979-80	Greg Moore	.507



Hunter Beckman



Kelly Wise



Chris Garner



Rodney Lee



ELLIOT PERRY

## STAIRS

<i><u>Year</u></i>	<i><u>Player</u></i>	<i><u>Avg/Stls</u></i>
--------------------	----------------------	------------------------

[illegible]

<u>Year</u>	<u>Player</u>	<u>Avg/Blks</u>
-------------	---------------	-----------------

11

<u>Year</u>	<u>Player</u>	<u>Pct</u>
-------------	---------------	------------

11

<u>Year</u>	<u>Player</u>	<u>Pct</u>
-------------	---------------	------------




Bob Neumann



Anthony Rice



Dennis Isbell



*Andre Turner*



**MOST POINTS**

1. 762 by Dajuan Wagner (2001-02)
2. 584 by Darius Washington Jr. (2004-05)
3. 551 by Dexter Reed (1973-74)
4. 532 by Keith Lee (1981-82)
5. 521 by Sean Banks (2003-04)

**HIGHEST SCORING AVERAGE**

1. 21.2 by Dajuan Wagner (2001-02)
2. 18.4 by Dexter Reed (1973-74)
3. 18.3 by Keith Lee (1981-82)
4. 17.4 by Sean Banks (2003-04)
5. 15.4 by Darius Washington Jr. (2004-05)

**MOST REBOUNDS**

1. 343 by Alvin Wright (1994-95)
2. 320 by Keith Lee (1981-82)
3. 282 by David Vaughn (1991-92)
4. 257 by Sylvester Gray (1986-87)
5. 255 by John Gunn (1974-75)

**HIGHEST REBOUND AVERAGE**

1. 11.0 by Keith Lee 1981-82
2. 10.2 by David Vaughn 1991-92
3. 9.4 by John Gunn 1974-75
4. 8.3 by Lorenzen Wright 1994-95
5. 7.6 by Sylvester Gray 1986-87

**MOST FIELD GOALS MADE**

1. 265 by Dajuan Wagner (2001-02)
2. 216 by Dexter Reed (1973-74)



*Dajuan Wagner will go down in Tiger hoops history as the most prolific freshman. His name appears on 10 freshman season lists and is the top freshman scorer in school history.*

3. 199 by Keith Lee (1981-82)
4. 198 by Lorenzen Wright (1994-95)
5. 193 by Darius Washington Jr. (2004-05)

**MOST FIELD GOALS ATTEMPTED**

1. 647 by Dajuan Wagner (2001-02)
2. 465 by Dexter Reed (1973-74)
3. 420 by Darius Washington Jr. (2004-05)
4. 375 by Shawne Williams (2005-06)
5. 370 by Keith Lee (1981-82)

**HIGHEST FIELD GOAL PERCENTAGE**

1. 56.2 by Ernest Smith (1988-89)
2. 56.1 by Lorenzen Wright (1994-95)
3. 53.9 by Sylvester Gray (1986-87)
4. 53.8 by Keith Lee (1981-82)
5. 51.7 by John Gunn (1974-75)

**MOST 3-POINT FIELD GOALS MADE**

1. 66 by Dajuan Wagner (2001-02)
2. 62 by Sean Banks (2003-04)
3. 53 by Elliot Perry (1987-88)
4. 48 by Anthony Rice (2001-02)
- 48 by Shawne Williams (2005-06)

**MOST 3-POINT FIELD GOALS ATTEMPTED**

1. 208 by Dajuan Wagner (2001-02)
2. 163 by Sean Banks (2003-04)
3. 154 by Shawne Williams (2005-06)
4. 136 by Elliot Perry (1987-88)
5. 119 by Darius Washington Jr. (2004-05)

**HIGHEST THREE-POINT FIELD GOAL PERCENTAGE**

1. 42.5 by Anthony Rice (2001-02)
2. 40.2 by Courtney Trask (1999-2000)
3. 39.5 by Darius Washington Jr. (2004-05)
4. 39.0 by Elliot Perry (1987-88)
5. 38.0 by Sean Banks (2003-04)

**MOST FREE THROWS MADE**

1. 166 by Dajuan Wagner (2001-02)
2. 151 by Darius Washington Jr. (2004-05)
3. 137 by Sean Banks (2003-04)
4. 134 by Keith Lee (1981-82)
5. 119 by Dexter Reed (1973-74)

**MOST FREE THROWS ATTEMPTED**

1. 230 by Dajuan Wagner (2001-02)
2. 206 by Darius Washington Jr. (2004-05)
3. 189 by Sean Banks (2003-04)
4. 178 by Keith Lee (1981-82)
5. 152 by Dexter Reed (1973-74)

**HIGHEST FREE THROW PERCENTAGE**  
*(minimum 100 attempts)*

1. 80.6 by Elliot Perry (1987-88)
2. 78.3 by Dexter Reed (1973-74)
3. 77.5 by Scooter McFadgon (2001-02)
4. 76.1 by David Vaughn (1991-92)
5. 75.3 by Keith Lee (1981-82)



*David Vaughn appears in the Memphis freshman season records on the rebounds, rebounding average and free throw percentage lists.*

**MOST ASSISTS**

1. 170 by Vincent Askew (1984-85)
2. 144 by Darius Washington Jr. (2004-05)
3. 141 by Chris Garner (1993-94)
4. 130 by Elliot Perry (1987-88)
5. 128 by Dajuan Wagner (2001-02)

**MOST STEALS**

1. 74 by Sidney Coles (1992-93)
- 74 by Andre Turner (1982-83)
3. 63 by Darius Washington Jr. (2004-05)
4. 57 by William Bedford (1983-84)
5. 56 by Antonio Anderson (2005-06)

**MOST MINUTES PLAYED**

1. 1,333 by Darius Washington Jr. (2004-05)
2. 1,177 by Vincent Askew (1984-85)
3. 1,170 by Lorenzen Wright (1994-95)
4. 1,146 by Dajuan Wagner (2001-02)
5. 1,041 by Keith Lee (1981-82)





**1. Keith Lee..... 2,408**  
West Memphis, Ark.

Year	G	FG-A	3P-A	FT-A	PTS	AVG
1981-82	29	199-370	—	134-178	532	18.3
1982-83	31	220-438	—	141-172	581	18.7
1983-84	33	245-453	—	117-151	607	18.4
1984-85	35	266-536	—	156-200	688	19.7
<b>Totals</b>	<b>128</b>	<b>930-1797</b>	<b>—</b>	<b>548-701</b>	<b>2408</b>	<b>18.8</b>



**2. Elliot Perry..... 2,209**  
Memphis, Tenn.

Year	G	FG-A	3P-A	FT-A	PTS	AVG
1987-88	32	140-336	49-136	87-108	420	13.1
1988-89	32	202-437	17-66	192-234	620	19.3
1989-90	30	175-419	24-76	137-182	504	16.8
1990-91	32	235-507	53-136	146-184	665	20.8
<b>Totals</b>	<b>126</b>	<b>752-1699</b>	<b>143-414</b>	<b>562-707</b>	<b>2209</b>	<b>17.5</b>



**3. Rodney Carney..... 1,901**  
Indianapolis, Ind.

Year	G	FG-A	3P-A	FT-A	PTS	AVG
2002-03	30	102-238	47-130	43-67	294	9.8
2003-04	28	126-325	62-167	50-73	364	13.0
2004-05	38	211-519	76-234	109-141	607	16.0
2005-06	37	220-505	102-261	94-132	636	17.2
<b>Totals</b>	<b>133</b>	<b>659-1567</b>	<b>287-792</b>	<b>296-413</b>	<b>1901</b>	<b>14.3</b>



**4. Larry Finch..... 1,869**  
Memphis, Tenn.

Year	G	FG-A	3P-A	FT-A	PTS	AVG
1970-71	26	167-415	—	145-190	479	18.4
1971-72	28	241-527	—	187-223	669	23.9
1972-73	30	256-575	—	209-250	721	24.0
<b>Totals</b>	<b>84</b>	<b>664-1517</b>	<b>—</b>	<b>541-663</b>	<b>1869</b>	<b>22.3</b>



**5. Forest Arnold..... 1,854**  
Puxico, Mo.

Year	G	FG-A	3P-A	FT-A	PTS	AVG
1952-53	24	150-344	—	94-138	394	16.4
1953-54	23	180-426	—	123-191	483	21.0
1954-55	22	157-364	—	112-161	426	19.4
1955-56	26	203-449	—	145-209	521	21.2
<b>Totals</b>	<b>95</b>	<b>690-1583</b>	<b>—</b>	<b>474-699</b>	<b>1854</b>	<b>19.5</b>



**6. Cedric Henderson..... 1,697**  
Memphis, Tenn.

Year	G	FG-A	3P-A	FT-A	PTS	AVG
1993-94	28	160-344	18-67	45-75	383	13.7
1994-95	34	174-395	23-77	67-115	438	12.9
1995-96	30	146-297	30-77	57-93	379	12.6
1996-97	31	184-441	25-95	104-151	497	16.0
<b>Totals</b>	<b>123</b>	<b>664-1477</b>	<b>96-316</b>	<b>273-434</b>	<b>1697</b>	<b>13.8</b>



**7. Dexter Reed..... 1,678**  
Little Rock, Ark.

Year	G	FG-A	3P-A	FT-A	PTS	AVG
1973-74	30	216-465	—	119-152	551	18.4
1974-75	15	94-226	—	30-46	218	14.5
1975-76	28	175-420	—	65-89	415	14.8
1976-77	29	203-485	—	88-117	494	17.0
<b>Totals</b>	<b>102</b>	<b>688-1596</b>	<b>—</b>	<b>302-404</b>	<b>1678</b>	<b>16.5</b>



**8. Bill Cook..... 1,629**  
Memphis, Tenn.

Year	G	FG-A	3P-A	FT-A	PTS	AVG
1972-73	25	50-117	—	36-43	136	5.4
1973-74	30	182-435	—	125-145	487	16.2
1974-75	26	185-405	—	126-153	496	19.1
1975-76	27	180-392	—	150-178	510	18.9
<b>Totals</b>	<b>108</b>	<b>597-1349</b>	<b>—</b>	<b>435-519</b>	<b>1629</b>	<b>15.1</b>




**9. Kelly Wise..... 1,487**  
Fort Walton Beach, Fla..

Year	G	FG-A	3P-A	FT-A	PTS	AVG
1998-99	28	71-120	0-0	31-53	173	6.2
1999-00	28	161-287	0-0	83-143	405	14.5
2000-01	36	212-441	0-0	126-250	550	15.3
2001-02	36	147-259	0-0	65-115	359	11.2
<b>Totals</b>	<b>124</b>	<b>591-1107</b>	<b>0-0</b>	<b>305-561</b>	<b>1487</b>	<b>12.0</b>



**10. Phillip Haynes..... 1,479**  
Memphis, Tenn.

Year	G	FG-A	3P-A	FT-A	PTS	AVG
1980-81	27	111-239	—	55-78	277	10.3
1981-82	29	151-288	—	58-82	360	12.4
1982-83	31	166-322	—	89-108	421	13.6
1983-84	33	173-348	—	75-102	421	12.8
<b>Totals</b>	<b>120</b>	<b>601-1197</b>	<b>—</b>	<b>277-370</b>	<b>1479</b>	<b>12.3</b>



**11. Andre Turner..... 1,442**  
Memphis, Tenn.

Year	G	FG-A	3P-A	FT-A	PTS	AVG
1982-83	31	127-245	—	54-67	308	9.9
1983-84	33	107-234	—	58-87	272	8.2
1984-85	34	154-309	—	80-112	388	11.4
1985-86	34	196-410	—	82-96	474	13.9
<b>Totals</b>	<b>132</b>	<b>584-1198</b>	<b>—</b>	<b>274-362</b>	<b>1442</b>	<b>10.9</b>



**12. Mike Butler..... 1,409**  
Memphis, Tenn.

Year	G	FG-A	3P-A	FT-A	PTS	AVG
1965-66	25	183-435	—	114-132	480	19.2
1966-67	26	165-395	—	115-134	445	17.1
1967-68	25	189-464	—	106-126	484	19.4
<b>Totals</b>	<b>76</b>	<b>537-1294</b>	<b>—</b>	<b>335-392</b>	<b>1409</b>	<b>18.5</b>



**13. Alvin Wright..... 1,319**  
Memphis, Tenn.


Year	G	FG-A	3P-A	FT-A	PTS	AVG
1974-75	27	88-193	—	38-57	214	7.9
1975-76	30	104-232	—	70-95	278	9.2
1976-77	29	173-371	—	48-81	394	13.5
1977-78	28	180-390	—	73-112	433	15.5
<b>Totals</b>	<b>114</b>	<b>545-1186</b>	<b>—</b>	<b>229-345</b>	<b>1319</b>	<b>11.6</b>



**13. Anfernee Hardaway..... 1,319**  
Memphis, Tenn.

Year	G	FG-A	3P-A	FT-A	PTS	AVG
1991-92	34	209-483	69-190	103-158	590	17.4
1992-93	32	249-522	73-220	158-206	729	22.8
<b>Totals</b>	<b>66</b>	<b>458-1005</b>	<b>142-410</b>	<b>261-364</b>	<b>1319</b>	<b>20.0</b>





### 15. David Vaughn..... 1,305 Memphis, Tenn.

Year	G	FG-A	3P-A	FT-A	PTS	AVG
1991-92	34	184-359	0-2	86-113	454	13.4
1992-93	1	4-11	2-2	0-0	10	10.0
1993-94	28	172-347	7-21	115-152	466	16.6
1994-95	29	138-307	5-17	94-129	375	12.9
<b>Totals</b>	<b>92</b>	<b>498-1024</b>	<b>14-42</b>	<b>295-394</b>	<b>1305</b>	<b>14.2</b>



### 16. Bobby Parks..... 1,266 Grand Junction, Tenn.

Year	G	FG-A	3P-A	FT-A	PTS	AVG
1980-81	27	79-164	—	78-118	238	8.6
1981-82	29	117-209	—	96-122	330	11.4
1982-83	31	177-298	—	134-179	488	15.7
1983-84	20	72-149	—	68-88	212	10.6
<b>Totals</b>	<b>107</b>	<b>445-820</b>	<b>—</b>	<b>376-507</b>	<b>1266</b>	<b>11.8</b>



### 17. James Bradley..... 1,254 Memphis, Tenn.

Year	G	FG-A	3P-A	FT-A	PTS	AVG
1976-77	29	191-428	—	62-78	444	15.3
1977-78	28	212-466	—	88-112	512	18.3
1978-79	19	128-275	—	42-57	298	15.6
<b>Totals</b>	<b>76</b>	<b>531-1169</b>	<b>—</b>	<b>192-247</b>	<b>1254</b>	<b>16.5</b>




### 18. Dwight Boyd..... 1,249 Memphis, Tenn.

Year	G	FG-A	3P-A	FT-A	PTS	AVG
1984-85	34	39-108	—	22-33	100	2.9
1985-86	34	135-266	—	60-74	330	9.7
1986-87	34	148-300	3-5	79-98	378	11.1
1987-88	29	163-360	4-20	111-124	441	15.2
<b>Totals</b>	<b>131</b>	<b>485-1034</b>	<b>7-25</b>	<b>272-329</b>	<b>1249</b>	<b>9.5</b>



### 19. Orby Arnold..... 1,245 Bloomfield, Mo.

Year	G	FG-A	3P-A	FT-A	PTS	AVG
1955-56	23	74-NA	—	33-55	183	7.9
1956-57	30	150-NA	—	87-NA	387	12.9
1957-58	22	150-NA	—	48-90	348	15.8
1958-59	23	134-NA	—	59-98	327	14.2
<b>Totals</b>	<b>98</b>	<b>508-NA</b>	<b>—</b>	<b>229-NA</b>	<b>1245</b>	<b>12.7</b>



### 20. William Bedford..... 1,224 Memphis, Tenn.

Year	G	FG-A	3P-A	FT-A	PTS	AVG
1983-84	26	108-187	—	30-56	246	9.5
1984-85	35	179-330	—	68-101	426	12.2
1985-86	32	227-389	—	98-156	552	17.3
<b>Totals</b>	<b>93</b>	<b>514-906</b>	<b>—</b>	<b>196-313</b>	<b>1224</b>	<b>13.2</b>



### 21. Marcus Moody..... 1,208 Memphis, Tenn.

Year	G	FG-A	3P-A	FT-A	PTS	AVG
1997-98	29	82-225	32-126	27-50	223	7.7
1998-99	24	110-261	42-128	41-51	303	12.6
1999-00	31	120-329	39-125	57-78	336	10.8
2000-01	34	126-304	50-141	42-67	344	10.1
<b>Totals</b>	<b>118</b>	<b>438-1119</b>	<b>163-520</b>	<b>167-246</b>	<b>1206</b>	<b>10.2</b>



### 22. Win Wilfong..... 1,203 Puxico, Mo.

Year	G	FG-A	3P-A	FT-A	PTS	AVG
1955-56	26	217-478	—	140-178	574	22.1
1956-57	30	204-490	—	221-271	629	21.0
<b>Totals</b>	<b>56</b>	<b>421-968</b>	<b>—</b>	<b>361-449</b>	<b>1203</b>	<b>21.5</b>



### 23. Anthony Rice..... 1,201 Atlanta, Ga.

Year	G	FG-A	3P-A	FT-A	PTS	AVG
2001-02	36	95-216	48-113	28-38	266	7.4
2002-03	30	95-250	56-153	18-30	264	8.8
2003-04	30	90-251	56-169	34-53	270	9.0
2004-05	38	128-309	82-208	63-86	401	10.6
<b>Totals</b>	<b>134</b>	<b>408-1026</b>	<b>242-643</b>	<b>143-207</b>	<b>1201</b>	<b>9.0</b>




### 24. Vincent Askew..... 1,171 Memphis, Tenn.

Year	G	FG-A	3P-A	FT-A	PTS	AVG
1984-85	35	115-225	—	59-93	289	8.3
1985-86	34	150-306	—	70-86	370	10.9
1986-87	34	187-387	16-42	122-155	512	15.1
<b>Totals</b>	<b>103</b>	<b>452-918</b>	<b>16-42</b>	<b>251-334</b>	<b>1171</b>	<b>11.4</b>



### 25. Otis Jackson..... 1,154 Arlington, Tenn.

Year	G	FG-A	3P-A	FT-A	PTS	AVG
1978-79	28	127-294	—	50-65	304	10.9
1979-80	27	125-274	—	77-100	327	12.1
1980-81	27	99-224	—	50-74	248	9.2
1981-82	29	102-221	—	71-94	275	9.5
<b>Totals</b>	<b>111</b>	<b>453-1013</b>	<b>—</b>	<b>248-333</b>	<b>1154</b>	<b>10.4</b>



### 26. Ronnie Robinson..... 1,150 Memphis, Tenn.

Year	G	FG-A	3P-A	FT-A	PTS	AVG
1970-71	26	128-212	—	59-96	315	12.1
1971-72	28	170-279	—	103-148	443	15.8
1972-73	29	166-313	—	60-98	392	13.5
<b>Totals</b>	<b>83</b>	<b>464-804</b>	<b>—</b>	<b>222-332</b>	<b>1150</b>	<b>13.9</b>



### 27. Phil Hodson..... 1,147 Yorktown, Ind.

Year	G	FG-A	3P-A	FT-A	PTS	AVG
1948-49	21	NA	—	NA	201	9.6
1949-50	20	NA	—	NA	236	11.8
1950-51	25	NA	—	NA	288	11.5
1951-52	35	151-NA	—	150-197	422	13.2
<b>Totals</b>	<b>101</b>	<b>NA</b>	<b>—</b>	<b>NA</b>	<b>1147</b>	<b>11.4</b>



### 28. James Douglas..... 1,143 Memphis, Tenn.

Year	G	FG-A	3P-A	FT-A	PTS	AVG
1968-69	21	120-286	—	56-84	296	14.1
1969-70	26	156-395	—	133-177	445	17.1
1970-71	26	143-330	—	116-155	402	15.5
<b>Totals</b>	<b>73</b>	<b>419-1011</b>	<b>—</b>	<b>305-416</b>	<b>1143</b>	<b>15.7</b>





**29. Ernest Smith..... 1,122**  
Memphis, Tenn.

Year	G	FG-A	3P-A	FT-A	PTS	AVG
1988-89	32	152-278	3-12	93-143	400	12.9
1989-90	30	123-231	0-1	73-118	319	10.6
1990-91	30	94-184	3-3	52-79	243	8.2
1991-92	34	54-142	2-12	40-56	160	4.7
<b>Totals</b>	<b>126</b>	<b>423-835</b>	<b>8-28</b>	<b>258-396</b>	<b>1122</b>	<b>8.9</b>



**30. Don Holcomb..... 1,118**  
Charleston, S.C.

Year	G	FG-A	3P-A	FT-A	PTS	AVG
1969-70	19	89-189	—	117-144	295	15.5
1970-71	25	123-256	—	110-169	356	14.2
1971-72	28	166-354	—	135-19	467	16.7
<b>Totals</b>	<b>72</b>	<b>378-799</b>	<b>—</b>	<b>362-512</b>	<b>1118</b>	<b>15.5</b>




**31. Bob Neumann ..... 1,117**  
Cincinnati, Ohio

Year	G	FG-A	3P-A	FT-A	PTS	AVG
1961-62	22	146-294	—	130-156	422	19.1
1962-63	8	56-109	—	65-83	177	22.1
1963-64	25	184-355	—	150-190	518	20.7
<b>Totals</b>	<b>55</b>	<b>386-758</b>	<b>—</b>	<b>345-429</b>	<b>1117</b>	<b>20.3</b>




**32. Baskerville Holmes ..... 1,112**  
Memphis, Tenn.

Year	G	FG-A	3P-A	FT-A	PTS	AVG
1982-83	31	50-100	—	25-46	125	4.0
1983-84	32	70-155	—	26-45	166	5.2
1984-85	35	136-255	—	63-85	335	9.6
1985-86	34	187-358	—	112-137	486	14.3
<b>Totals</b>	<b>132</b>	<b>443-868</b>	<b>—</b>	<b>226-313</b>	<b>1112</b>	<b>8.4</b>




**33. Omar Sneed ..... 1,072**  
Beaumont, Texas

Year	G	FG-A	3P-A	FT-A	PTS	AVG
1997-98	29	231-395	5-21	138-207	605	20.9
1998-99	28	174-344	6-37	113-176	467	16.7
<b>Totals</b>	<b>57</b>	<b>405-739</b>	<b>11-58</b>	<b>251-383</b>	<b>1072</b>	<b>18.8</b>



**34. Darius Washington Jr..... 1,054**  
Winter Park, Fla.

Year	G	FG-A	3P-A	FT-A	PTS	AVG
2004-05	38	193-420	47-119	151-206	584	15.4
2005-06	37	153-362	45-126	119-152	470	13.4
<b>Totals</b>	<b>75</b>	<b>346-782</b>	<b>92-245</b>	<b>270-358</b>	<b>1054</b>	<b>14.1</b>



**35. Billy Smith ..... 1,040**  
Memphis, Tenn.

Year	G	FG-A	3P-A	FT-A	PTS	AVG
1990-91	30	52-152	13-49	35-47	152	5.1
1991-92	34	128-312	51-150	73-101	380	11.2
1992-93	32	190-436	50-152	78-123	508	15.9
<b>Totals</b>	<b>96</b>	<b>370-900</b>	<b>114-351</b>	<b>186-271</b>	<b>1040</b>	<b>10.8</b>



**36. Cheyenne Gibson ..... 1,035**  
Memphis, Tenn.

Year	G	FG-A	3P-A	FT-A	PTS	AVG
1987-88	32	82-212	49-133	84-109	258	8.1
1988-89	32	120-284	14-52	106-137	360	11.3
1989-90	30	145-335	10-33	78-96	417	13.9
<b>Totals</b>	<b>94</b>	<b>347-831</b>	<b>73-218</b>	<b>268-342</b>	<b>1035</b>	<b>11.0</b>



**37. Antonio Burks ..... 1,028**  
Memphis, Tenn.

Year	G	FG-A	3P-A	FT-A	PTS	AVG
2001-02	36	117-258	4-12	66-95	304	8.4
2002-03	30	98-205	2-7	45-63	243	9.7
2003-04	30	176-371	57-138	72-114	481	16.0
<b>Totals</b>	<b>96</b>	<b>391-834</b>	<b>63-157</b>	<b>183-272</b>	<b>1028</b>	<b>10.7</b>



**38. Lorenzen Wright ..... 1,026**  
Memphis, Tenn.

Year	G	FG-A	3P-A	FT-A	PTS	AVG
1994-95	34	198-353	0-1	107-171	503	14.8
1995-96	30	207-382	0-1	109-169	523	17.4
<b>Totals</b>	<b>64</b>	<b>405-735</b>	<b>0-2</b>	<b>216-340</b>	<b>1026</b>	<b>16.0</b>



**39. John Hillman ..... 1,009**  
Memphis, Tenn.

Year	G	FG-A	3P-A	FT-A	PTS	AVG
1962-63	26	95-210	—	44-64	234	9.0
1963-64	25	115-261	—	62-93	292	11.7
1964-65	24	182-378	—	119-145	483	20.1
<b>Totals</b>	<b>75</b>	<b>392-849</b>	<b>—</b>	<b>225-302</b>	<b>1009</b>	<b>13.5</b>



**40. Hunter Beckman..... 1,007**  
Troy, Mo.

Year	G	FG-A	3P-A	FT-A	PTS	AVG
1960-61	16	24-54	—	8-12	56	3.5
1961-62	22	206-361	—	57-69	469	21.3
1962-63	26	200-379	—	82-106	482	18.5
<b>Totals</b>	<b>64</b>	<b>430-794</b>	<b>—</b>	<b>147-187</b>	<b>1007</b>	<b>15.7</b>



**41. Earl Barron ..... 1,002**  
Clarksdale, Miss.

Year	G	FG-A	3P-A	FT-A	PTS	AVG
1999-00	30	64-149	0-4	40-73	168	5.6
2000-01	36	112-207	0-0	74-127	298	8.3
2001-02	36	119-229	3-9	90-115	331	9.2
2002-03	26	65-166	1-10	74-91	205	7.9
<b>Totals</b>	<b>128</b>	<b>360-751</b>	<b>4-23</b>	<b>278-406</b>	<b>1002</b>	<b>7.8</b>



**FORESTARNOLD**

UPI, 1955, 1956 (honorable mention)  
Converse 1954, 1955, 1956 (honorable mention)

**ORBYARNOLD**

UPI 1958 (honorable mention)  
Converse 1958 (honorable mention)

**SEANBANKS**

ESPN.com, The Sporting News, Basketball Times,  
Collegeinsider.com 2004 (Freshman All-America)

**HUNTERBECKMAN**

Converse 1962 (honorable mention)

**WILLIAMBEDFORD**

Associated Press 1986 (3rd team)  
UPI 1986 (honorable mention)

**JAMESBRADLEY**

Associated Press 1978 (3rd team)  
Converse 1977 (honorable mention)  
The Sporting News 1978, 1979 (honorable mention)

**ANTONIOBURKS**

Associated Press 2004 (honorable mention)

**MIKEBUTLER**

Converse 1968 (honorable mention)

**RODNEYCARNEY**

Associated Press, Sports Illustrated, USBWA, NABC  
2006 (2nd team)  
Rivals.com, collegehoopsnet.com 2006 (3rd team)  
CollegeInsider.com 2006 (All-America team and  
Defensive All-America team)  
Rupp Trophy 2006 (All-America)

**BILLCOOK**

Associated Press 1975 (honorable mention)  
Converse 1975, 1976 (honorable mention)  
The Sporting News 1974 (honorable mention)

**JAMESDOUGLAS**

Basketball Weekly 1971 (honorable mention)

**LARRYFINCH**

Associated Press 1973 (honorable mention)  
UPI 1973 (honorable mention)  
Converse 1973 (honorable mention)  
Basketball Weekly 1973 (honorable mention)  
Citizen's Savings Athletic Foundation 1973 (1st team)  
USBWA 1973 (1st team)  
Basketball News 1972 (3rd team)

**SYLVESTERGRAY**

Basketball Times (1st team Freshman All-America)  
Basketball Weekly 1987 (2nd team Freshman All-America)

**ANFERNEEHARDAWAY**

Associated Press 1992 (honorable mention)  
Associated Press 1993 (1st team)  
The Sporting News 1993 (1st team)  
Basketball Weekly 1993 (1st team)  
USBWA 1993 (1st team)  
John Wooden 1993 (1st team)  
Scripps-Howard 1993 (1st team)  
Playboy 1992 (1st team)  
Basketball Times 1993 (2nd team)

**CEDRICHENDERSON**

Basketball Weekly 1994 (5th team Freshman All-America)

**MARIONHILLARD**

Converse 1975, 1976 (honorable mention)  
The Sporting News 1976 (honorable mention)

**OTISJACKSON**

The Sporting News 1982 (honorable mention)

**RICHJONES**

Converse 1969 (honorable mention)  
The Sporting News 1969 (honorable mention)  
N.E.A. 1969 (honorable mention)

**LARRYKENON**

Associated Press 1973 (honorable mention)  
Converse 1973 (2nd team)  
Basketball Weekly 1973 (1st team)



1950s All-American  
Orby Arnold



1960s All-American  
Mike Butler



1970s All-American  
Larry Kenon





## GEORGE KIRK

UPI 1963 (honorable mention)

Converse 1963, 1964 (honorable mention)

## KEITH LEE

Associated Press 1982 (2nd team), 1983 (2nd team),  
1984 (3rd team), 1985 (1st team)

UPI 1982 (honorable mention), 1983 (1st team),  
1984 (2nd team), 1985 (1st team)

Converse 1982 (2nd team), 1983 (1st team)  
The Sporting News 1982 (honorable mention),  
1983 (1st team), 1985 (1st team)

Basketball Weekly 1982 (3rd team), 1983  
(1st team), 1984 (3rd team), 1985 (1st team)

USBWA 1983 (1st team), 1985 (1st team)

Basketball Times 1982 (5th team), 1983  
(1st team), 1984 (3rd team), 1985 (2nd team)

NBC 1983 (1st team)

ESPN 1983 (2nd team), 1984 (2nd team),  
1985 (1st team)

(NABC) 1984 (2nd team), 1985 (1st team)

## TODD MUNDT

Basketball Times 1990 (Freshman All-America  
honorable mention)

## BOBBY PARKS

The Sporting News 1983 (honorable mention)

## ELLIOT PERRY

Basketball Times, Basketball Weekly 1988  
(2nd team Freshman All-America)

Associated Press 1989 (honorable mention)  
Basketball Weekly 1990 (honorable mention)

## DEXTER REED

Converse 1977 (2nd team)

The Sporting News 1977 (honorable mention)

## RONNIE ROBINSON

Converse 1973 (honorable mention)

Basketball News 1972 (3rd team)

## ANDRE TURNER

Al McGuire's 1983 (Freshman All-America)

Associated Press 1986 (honorable mention)

UPI 1986 (honorable mention)

## DAVID VAUGHN

The Sporting News, Basketball Times 1992  
(1st team Freshman All-America)

## DAJUAN WAGNER

Associated Press 2002 (honorable mention)

Basketball Times 2002 (1st team Freshman All-America)

The Sporting News 2002 (Freshman All-America)

## DARIUS WASHINGTON JR.

Basketball Times, Rivals.com 2005

(1st team Freshman All-America)

CollegeInsider.com, The Sporting News 2005  
(Freshman All-America)

Associated Press 2006 (honorable mention)

## WIN WILFONG

UPI 1956 (honorable mention)

Converse 1957 (1st team)

Citizens Savings Athletic Foundation 1957 (1st team)

## SHAWN WILLIAMS

The Sporting News, Collegeinsider.com 2006  
(National Freshman All-America)

Basketball Times, Rivals.com 2006 (2nd team  
Freshman All-America)

Collegehoopsnet.com (3rd team Freshman All-America)

## LORENZEN WRIGHT

Basketball Times, Basketball Weekly 1995  
(1st team Freshman All-America)

Basketball Times College Sports, UPI 1996 (2nd team)

Basketball Weekly, NABC 1996 (3rd team)

Basketball Times, Basketball Weekly 1995  
(1st team Freshman All-America)

## WAYNE YATES

Converse 1961 (honorable mention)

New York Times 1961 (1st team)



1980s All-American  
Keith Lee



1990s All-American  
Anfernee Hardaway



2000s All-American  
Dajuan Wagner



# CONFERENCE HONORS

## ALL-CONFERENCE USA FIRST TEAM

Lorenzo Wright.....	1996
Omar Sneed.....	1998
Kelly Wise.....	2001 & 2002
Dajuan Wagner.....	2002
Chris Massie.....	2003
Sean Banks.....	2004
Antonio Burks.....	2004
Rodney Carney.....	2006
Darius Washington Jr.....	2006

## ALL-CONFERENCE USA SECOND TEAM

Cedric Henderson.....	1997
Omar Sneed.....	1999
Rodney Carney.....	2005

## ALL-CONFERENCE USA THIRD TEAM

Detric Golden.....	1998
Kelly Wise.....	2000
Antonio Burks.....	2003
Darius Washington Jr.....	2005
Shawne Williams.....	2006

## CONFERENCE USA ALL-FRESHMAN TEAM

Courtney Trask.....	2000
Scooter McFadgon.....	2001
Dajuan Wagner.....	2002
Rodney Carney.....	2003
Sean Banks.....	2004
Joey Dorsey.....	2005
Darius Washington Jr.....	2005
Chris Douglas-Roberts.....	2006
Shawne Williams.....	2006

## C-USA PLAYER OF THE YEAR

Antonio Burks.....	2004
Rodney Carney.....	2006

## C-USA FRESHMAN OF THE YEAR

Dajuan Wagner.....	2002
Sean Banks.....	2004
Darius Washington Jr.....	2005
Shawne Williams.....	2006

## C-USACOACH OF THE YEAR

John Calipari.....	2006
--------------------	------

## C-USAPLAYER OF THE WEEK

Chris Garner.....	Nov. 27, 1995
Cedric Henderson.....	Jan. 29, 1996
Cedric Henderson.....	Jan. 13, 1997
Sunday Adebayo.....	March 3, 1997
Marcus Moody.....	Dec. 15, 1998
Omar Sneed (2).....	Feb. 2, 1998 & Feb. 23, 1998
Keiron Shine.....	Dec. 6, 1999
Kelly Wise (3).....	Feb. 12, 2001, Jan. 14, 2002 & Feb. 25, 2002
Shyrone Chatman.....	Feb. 26, 2001
Chris Massie.....	Dec. 30, 2002
Antonio Burks (2).....	Dec. 29, 2003 & Feb. 16, 2004
Darius Washington Jr.....	Dec. 12, 2005
Rodney Carney (3).....	Dec. 27, 2005, Jan. 9 & Jan. 30, 2006

## C-USA ALL-TOURNAMENT TEAM

Lorenzo Wright.....	1996
Kelly Wise.....	2001
Anthony Rice.....	2005
Darius Washington Jr.....	2005
Rodney Carney.....	2006
Joey Dorsey.....	2006
Shawne Williams.....	2006

## C-USA TOURNAMENT MVP

Shawne Williams.....	2006
----------------------	------

## GREAT MIDWEST MVP

Anfernee Hardaway.....	1992
Anfernee Hardaway.....	1993

## GREAT MIDWEST NEWCOMER OF THE YEAR

Anfernee Hardaway.....	1992
Lorenzo Wright.....	1995

## GREAT MIDWEST COACH OF THE YEAR

Larry Finch.....	1995
------------------	------

## ALL-GREAT MIDWEST FIRST TEAM

Anfernee Hardaway.....	1992 & 1993
David Vaughn.....	1994
Lorenzo Wright.....	1995

## ALL-GREAT MIDWEST SECOND TEAM

David Vaughn.....	1992
Billy Smith.....	1993
David Vaughn.....	1995

## GREAT MIDWEST ALL-NEWCOMER TEAM

Anfernee Hardaway.....	1992
David Vaughn.....	1992
Rodney Newsom.....	1993
Cedric Henderson.....	1994
Chris Garner.....	1994
Lorenzo Wright.....	1995

## GREAT MIDWEST PLAYER OF THE WEEK

Anfernee Hardaway (3).....	1991-92
David Vaughn.....	1991-92
Anfernee Hardaway (4).....	1992-93
Billy Smith.....	1992-93
David Vaughn (3).....	1993-94
Lorenzo Wright.....	1994-95
Cedric Henderson.....	1994-95
David Vaughn.....	1994-95

## GMC ALL-TOURNAMENT TEAM

Anfernee Hardaway.....	1992
David Vaughn.....	1992
Anfernee Hardaway.....	1993
David Vaughn.....	1994
Chris Garner.....	1994

## METRO PLAYER OF THE YEAR

Keith Lee.....	1982
Keith Lee.....	1985

## METRO FRESHMAN OF THE YEAR

Keith Lee.....	1982
Sylvester Gray.....	1987
Elliot Perry.....	1988

## METRO COACH OF THE YEAR

Dana Kirk.....	1984
Larry Finch.....	1987
Larry Finch.....	1989

## ALL-METRO FIRST TEAM

James Bradley.....	1978 & 1979
Otis Jackson.....	1982
Keith Lee.....	1982, 1983, 1984 & 1985
William Bedford.....	1986
Andre Turner.....	1986
Vincent Askew.....	1987
Elliot Perry.....	1989 & 1991

## ALL-METRO SECOND TEAM

Dexter Reed.....	1977
Alvin Wright.....	1978
Hank McDowell.....	1981
Bobby Parks.....	1982 & 1983
Phillip Haynes.....	1984

William Buford.....	1985
Andre Turner.....	1985
Baskerville Holmes.....	1986
Sylvester Gray.....	1987
Elliot Perry.....	1990

## ALL-METRO HONORABLE MENTION

James Bradley.....	1977
John Washington.....	1977
Alvin Wright.....	1977
Darrell Hollimon.....	1978
Dennis Isbell.....	1978
Kevin Fromm.....	1979
Otis Jackson.....	1979
Rodney Lee.....	1979
Dennis Isbell.....	1980 & 1981
Otis Jackson.....	1980 & 1981
Hank McDowell.....	1980
Phillip Haynes.....	1981 & 1983
Bobby Parks.....	1981
Derrick Phillips.....	1982

## METRO ALL-FRESHMAN TEAM

Otis Jackson.....	1979
Phillip Haynes.....	1981
Bobby Parks.....	1981
Keith Lee.....	1982
Andre Turner.....	1983
William Bedford.....	1984
Vincent Askew.....	1985
Sylvester Gray.....	1987
Elliot Perry.....	1988
Russell Young.....	1988
Ernest Smith.....	1989

## METRO PLAYER OF THE WEEK

Keith Lee (3).....	1981-82
Keith Lee (3).....	1982-83
Keith Lee (2).....	1984-85
Baskerville Holmes.....	1984-85
William Bedford.....	1984-85
Andre Turner.....	1984-85
William Bedford.....	1985-86
Andre Turner.....	1985-86
Vincent Askew.....	1985-86
Sylvester Gray (2).....	1986-87
Rodney Douglas.....	1987-88
Elliot Perry.....	1988-89
Rodney Douglas.....	1988-89
Elliot Perry.....	1989-90
Elliot Perry.....	1990-91

## METRO TOURNAMENT MVP

Dexter Reed.....	1976
Keith Lee.....	1982 & 1984
Marvin Alexander.....	1987

## METRO ALL-TOURNAMENT TEAM

Dexter Reed.....	1976
Bill Cook.....	1976
Alvin Wright.....	1976 & 1977
Rodney Lee.....	1979
Keith Lee.....	1982, 1984 & 1985
Bobby Parks.....	1982 & 1983
Otis Jackson.....	1982
Phillip Haynes.....	1984
Andre Turner.....	1985 & 1986
Baskerville Holmes.....	1985 & 1986
Marvin Alexander.....	1987
Vincent Askew.....	1987
Dwight Boyd.....	1988
Elliot Perry.....	1988
Cheyenne Gibson.....	1989





### METRO ALL-ACADEMIC TEAM

Todd Mundt .....	1990
Kevin Fromm .....	1978
Jon Albright .....	1981 & 1982

### MISSOURIVALLEYPLAYER OF THE YEAR

Larry Finch .....	1972
Larry Kenon .....	1973

### MISSOURIVALLEYNEWCOMER OF THE YEAR

Joe Proctor .....	1969
Larry Finch .....	1971

### MISSOURIVALLEYCOACH OF THE YEAR

Gene Bartow .....	1972
-------------------	------

### ALL-MISSOURIVALLEYFIRST TEAM

Mike Butler .....	1968
Larry Finch .....	1971, 1972, 1973
Ronnie Robinson .....	1971, 1972, 1973
Don Holcomb .....	1972
Larry Kenon .....	1973

## POSTSEASON TOURNAMENTS

### NCAATOURNAMENT MVP

Larry Finch, NCAA Midwest Regional .....	1973
Andre Turner, NCAA Midwest Regional .....	1985

### NCAAALL-TOURNAMENT TEAM

Larry Finch, Midwest Regional .....	1973
Larry Kenon, Midwest Regional .....	1973
Ronnie Robinson, Midwest Regional .....	1973
Larry Finch, NCAA Final Four .....	1973
Larry Kenon, NCAA Final Four .....	1973
William Bedford, Midwest Regional .....	1984
William Bedford, Midwest Regional .....	1985
Andre Turner, Midwest Regional .....	1985

Anfernee Hardaway, Midwest Regional .....	1992
Mingo Johnson, Midwest Regional .....	1995
Darius Washington Jr., Oakland Regional .....	2006

### NITTOURNAMENT MVP

Win Wilfong .....	1957
Dajuan Wagner .....	2002

### NITALL-TOURNAMENT

Kelly Wise, NIT Final Four .....	2001
Earl Barron, NIT Final Four .....	2002
Dajuan Wagner, NIT Final Four .....	2002

## MISCELLANEOUS HONORS

### MISSOURIVALLEYHALL OF FAME

Larry Finch .....	2001
-------------------	------

### VANGARDCOLLEGE ATHLETE OF THE YEAR

Keith Lee .....	1983
-----------------	------

### ESPN.COMNATIONAL FRESHMAN OF THE YEAR

Sean Banks .....	2004
------------------	------

### SPORTSILLUSTRATEDPLAYER OF THE WEEK

Keith Lee .....	1983
Anfernee Hardaway .....	1993

### ESPNPLAYER OF THE WEEK

Keith Lee .....	1983
Anfernee Hardaway .....	1993

### BASKETBALL WEEKLYALL-NAME TEAM

Baskerville Holmes, 1st Team .....	1983
------------------------------------	------

### TAMPA TRIBUNEALL-NAME TEAM

Baskerville Holmes, 1st Team .....	1983
------------------------------------	------

### STREET&SMITHSFRESHMAN OF INFLUENCE

Baskerville Holmes .....	1982
--------------------------	------

### BASKETBALLWEEKLYALL-SOUTH TEAM

William Bedford .....	1986
Andre Turner, Honorable Mention .....	1986
Vincent Askew, Honorable Mention .....	1987
Sylvester Gray, Honorable Mention .....	1987
Marvin Alexander, Honorable Mention .....	1987
Dwight Boyd, Honorable Mention .....	1988
Elliot Perry, Honorable Mention .....	1988
Elliot Perry, 2nd Team .....	1989
Elliot Perry, Honorable Mention .....	1990
Elliot Perry, 2nd Team .....	1991

### USBWADISTRICTPLAYER OF THE YEAR

Keith Lee .....	1983
-----------------	------

### USBWALL-DISTRICT

Larry Finch .....	1972
Ronnie Robinson .....	1972
Larry Finch .....	1973
Dexter Reed .....	1975
Keith Lee .....	1982, 1983, 1984 & 1985
William Bedford .....	1986
Andre Turner .....	1986
Elliot Perry .....	1991
Anfernee Hardaway .....	1992 & 1993
Lorenzen Wright .....	1995
Omar Sneed .....	1998
Dajuan Wagner .....	2002
Chris Massie .....	2003
Darius Washington Jr. ....	2005
Rodney Carney .....	2006

### NABCNATIONAL COACH OF THE YEAR

Gene Bartow .....	1973
-------------------	------

### NABCDISTRICT COACH OF THE YEAR

John Calipari .....	2004
---------------------	------

### NABCALL-DISTRICT

Omar Sneed .....	1998 & 1999
Dajuan Wagner .....	2002
Kelly Wise .....	2002
Chris Massie .....	2003
Antonio Burks .....	2004
Rodney Carney .....	2005, 2006
Darius Washington Jr. ....	2006

### TSWPLAYER OF THE YEAR

Anfernee Hardaway .....	1992 & 1993
Omar Sneed .....	1998
Rodney Carney .....	2006

### BASKETBALLWEEKLYCOACH OF THE YEAR

Dana Kirk .....	1982
-----------------	------

### BASKETBALLTIMESROOKIE COACH OF THE YEAR

Larry Finch .....	1987
-------------------	------

### BASKETBALLTIMESALL-SOUTH

Rodney Carney .....	2006
---------------------	------

### ESPN/C-USA25THANNIVERSARY TEAM

Anfernee Hardaway .....	2004
-------------------------	------



Bill Cook (left) along with Dexter Reed were Memphis' first All-Metro team members in 1976 while James Bradley (right) was named first team all-Metro in 1978 & 1979.



## In-Season Tournaments

### Tigers In Regular Season Tournaments

Memphis has a 72-52 all-time record in regular season tournaments/classics. The Tigers have won 14 in-season tournament titles.

### All College Tournament (Oklahoma City, Okla.)

Dec. 27, 1956	Memphis, 99, Texas Tech 77
Dec. 28, 1956	Seattle 84, Memphis 76
Dec. 29, 1956	Memphis 77, Marquette 76
Dec. 27, 1962	Memphis 76, Toledo 61
Dec. 28, 1962	Loyola-Chicago 94, Memphis 82
Dec. 29, 1962	Memphis 80, Oklahoma City 77
Dec. 26, 1969	Memphis 67, Arizona State 62
Dec. 27, 1969	Oklahoma City 72, Memphis 58.
Dec. 28, 1969	Tennessee 72, Memphis 51

### Coaches vs. Cancer Classic (New York, N.Y.; unless otherwise noted)

Nov. 14, 2002	Memphis 70, Syracuse 63
Nov. 13, 2003	Wake Forest 85, Memphis 76
Nov. 11, 2004	Memphis 102, Savannah State 40*
Nov. 13, 2004	Memphis 75, George Mason 58*
Nov. 18, 2004	Memphis 81, St. Mary's 66
Nov. 19, 2004	Syracuse 77, Memphis 62

\*Memphis, Tenn.

### Big Sun Tournament (St. Petersburg Fla.)

Dec. 17, 1976	Memphis 77, Penn State 69
Dec. 18, 1976	Florida 84, Memphis 83

### California Winter Classic (Santa Barbara, Calif.)

Dec. 28, 1970	Memphis 93, Columbia 62
Dec. 29, 1970	Cal-Santa Barbara 85, Memphis 81

### Cotton States Classic (Atlanta, Ga.)

Dec. 13, 1986	Memphis 79, Georgia State 70
Dec. 14, 1986	Memphis 82, Georgia 71

### ECAC Holiday Festival (New York, N.Y.)

Dec. 28, 1987	Kansas 64, Memphis 62
Dec. 30, 1987	Memphis 75, Marist 57
Dec. 27, 1991	Memphis 77, St. Joseph's 60
Dec. 28, 1991	St. John's 75, Memphis 54

### Gator Bowl Tournament (Jacksonville, Fla.)

Dec. 26, 1974	Memphis 71, Temple 68
Dec. 27, 1974	Penn State 61, Memphis 58

### Guardians Classic (Kansas City, Mo.; unless otherwise noted)

Nov. 13, 2001	Memphis 88, Wofford 61*
Nov. 14, 2001	Memphis 91, Old Dominion 66*
Nov. 20, 2001	Iowa 75, Memphis 71
Nov. 21, 2001	Alabama 81, Memphis 70

\*Memphis, Tenn.

### Gulf Coast Classic (Shreveport, La.)

Dec. 27, 1961	South Carolina 79, Memphis 78
Dec. 28, 1961	Memphis 103, Northwestern St. 83
Dec. 29, 1961	Memphis 79, Murray State 67

### Hall of Fame Tip-Off Classic (Springfield, Mass.)

Nov. 26, 2004	Maryland 85, Memphis 61
---------------	-------------------------

### Holiday Bowl Classic (San Diego, Calif.)

Dec. 27, 1985	Memphis 57, Fresno State 46
Dec. 28, 1985	Memphis 106, Charlotte 82

### Jimmy V Classic (New York, N.Y.)

Dec. 7, 2004	Pittsburgh 70, Memphis 51
--------------	---------------------------

### Liberty Bowl Tournament (Memphis, Tenn.)

Dec. 10, 1969	Memphis 83, Mississippi State 74
Dec. 11, 1969	Tulsa 82, Memphis 72

### Maui Invitational (Maui, Hawaii)

Nov. 25, 1988	Memphis 88, Chaminade 44
Nov. 26, 1988	Michigan 79, Memphis 75
Nov. 27, 1988	UNLV 90, Memphis 86 (ot)
Dec. 21, 1992	Memphis 64, Chaminade 56
Dec. 22, 1992	BYU 73, Memphis 67 (ot)
Dec. 23, 1992	Memphis 70, LSU 66
Nov. 22, 1999	Georgetown 71, Memphis 55
Nov. 23, 1999	Southern Cal 92, Memphis 65
Nov. 24, 1999	Memphis 83, Chaminade 65

### Memphis Classic (Memphis, Tenn.)

Dec. 28, 1964	Memphis 95, SMU 92 (ot)
Dec. 29, 1964	Indiana 91, Memphis 68
Dec. 20, 1965	Texas 80, Memphis 72
Dec. 21, 1965	Memphis 85, Missouri 72
Dec. 16, 1966	Memphis 43, Arkansas 36
Dec. 17, 1966	Memphis 55, Maryland 53

### Mid-South Classic (Memphis, Tenn.)

Nov. 28, 1980	Southern Illinois 69, Memphis 67
Nov. 29, 1986	Memphis 98, Oklahoma City 86
Nov. 27, 1981	Memphis 89, Australia 83
Nov. 27, 1981	Memphis 93, Yugoslavia 84
Nov. 26, 1982	Memphis 89, West Texas State 74
Nov. 27, 1982	Memphis 71, Wyoming 45
Nov. 25, 1983	Memphis 88, Tennessee State 60
Nov. 26, 1983	Memphis 101, North Texas 79
Nov. 30, 1984	Memphis 79, Arkansas State 62
Dec. 1, 1984	Memphis 61, Southern Cal 45
Nov. 29, 1985	Memphis 107, Tennessee State 61
Nov. 30, 1985	Memphis 73, Middle Tennessee 63
Nov. 24, 1989	Memphis 99, Tennessee State 74
Nov. 25, 1989	Memphis 91, Tennessee 72

### Mid-West Tournament (Terre Haute, Ind.)

Dec. 28, 1949	Connecticut State 60, Memphis 50
---------------	----------------------------------

### Old Style Classic (Chicago, Ill.)

Dec. 29, 1989	Memphis 76, Ball State 73 (ot)
Dec. 30, 1989	Illinois 83, Memphis 71

### Pearl Harbor Classic (Honolulu, Hawaii)

Dec. 6, 1985	Memphis 95, Hawaii-Loa 52
Dec. 7, 1985	Memphis 80, Fresno State 56

### Poinsettia Classic (Greenville, S.C.)

Dec. 27, 1968	The Citadel 76, Memphis 73
Dec. 29, 1968	Memphis 79, Furman 69

### NIT Season Tip-Off/ Preseason NIT

(New York, N.Y.; unless otherwise noted)

Nov. 22, 1986	Memphis 70, Cleveland St. 66*
Nov. 24, 1986	Memphis 82, Michigan 76*
Nov. 28, 1986	Western Kentucky 68, Memphis 67
Nov. 29, 1986	Temple 67, Memphis 59
Nov. 14, 1990	Boston College 82, Memphis 78#
Nov. 17, 1994	Memphis 70, SW Louisiana 66*
Nov. 19, 1994	Memphis 94, San Francisco 82*
Nov. 23, 1994	New Mexico State 81, Memphis 78
Nov. 25, 1994	Geo. Washington 69, Memphis 60
Nov. 16, 1998	Gonzaga 88, Memphis 73*
Nov. 15, 2005	Memphis 79, UW-Milwaukee 52*
Nov. 17, 2005	Memphis 87, Alabama 76^
Nov. 23, 2005	Memphis 88, UCLA 80
Nov. 25, 2005	Duke 70, Memphis 67

\*Memphis, Tenn.; # Boston, Mass.; ^Tuscaloosa, Ala.

### Puerto Rico Shootout (Bayamón, Puerto Rico)

Nov. 23, 2000	Memphis 60, Miami (Ohio) 59
Nov. 24, 2000	Stanford 83, Memphis 69
Nov. 25, 2000	Utah 61, Memphis 58

### Queen City Tournament (Buffalo, N.Y.)

Dec. 30, 1965	Drake 80, Memphis 65
Jan. 1, 1966	Canisius 92, Memphis 89

### Rainbow Classic (Honolulu, Hawaii)

Dec. 28, 1996	Memphis 73, Michigan 72
Dec. 29, 1996	Georgia 70, Memphis 68
Dec. 30, 1996	Hawaii 67, Memphis 60

### Senior Bowl Tournament (Mobile, Ala.)

Jan. 5, 1954	Memphis 94, Spring Hill 83
Jan. 6, 1954	Memphis 105, Ark. Tech 102 (ot)
Jan. 4, 1955	Memphis 79, Miami (Fla.) 71
Jan. 5, 1955	Spring Hill 69, Memphis 65

### 7-UP Shootout (Phoenix, Ariz.)

Feb. 21, 1993	Arizona State 89, Memphis 76
---------------	------------------------------

### Sugar Bowl Tournament (New Orleans, La.)

Dec. 28, 1957	Memphis 65, Loyola-N.O. 63
Dec. 30, 1957	Memphis 47, Maryland 46 (3ot)





Dec. 29, 1958 Memphis 73, Loyola-N.O. 63  
Dec. 30, 1958 Mississippi State 73, Memphis 55  
Dec. 29, 1960 Memphis 94, W. Kentucky 74  
Dec. 30, 1960 West Virginia 86, Memphis 82 (ot)  
Dec. 29, 1967 Davidson 55, Memphis 41  
Dec. 30, 1967 Memphis 73, Michigan State 57  
Dec. 28, 1973 Memphis 86, New Orleans 81  
Dec. 29, 1973 North Carolina St. 98, Memphis 83

### Sun Bowl Tournament (El Paso, Texas)

Dec. 17, 1971 Memphis 82, San Francisco 77  
Dec. 18, 1971 UTEP 85, Memphis 79  
Dec. 16, 1977 Memphis 71, UTEP 65  
Dec. 17, 1977 Memphis 77, Army 76

### Sun Devil Classic (Tempe, Ariz.)

Dec. 5, 1975 DePaul 100, Memphis 91  
Dec. 6, 1975 Santa Clara 93, Memphis 86

### Vanderbilt Classic (Nashville, Tenn.)

Dec. 27, 1963 Vanderbilt 85, Memphis 79  
Dec. 28, 1963 Memphis 88, Western Kentucky 83  
Dec. 10, 1971 Memphis 74, Ole Miss 71  
Dec. 11, 1971 Vanderbilt 83, Memphis 82

### Volunteer Classic (Knoxville, Tenn.)

Dec. 28, 1988 Memphis 68, Illinois State 45  
Dec. 29, 1988 Tennessee 76, Memphis 74

### Winston Tire Classic (Los Angeles, Calif.)

Dec. 29, 1983 Memphis 43, Mississippi State 42  
Dec. 30, 1983 Iowa 73, Memphis 66

## Conference Tournaments

### MISSISSIPPI VALLEY 11-5/1 Championship

#### 1928 (Jonesboro, Ark.)

Mar. 2, 1928 Memphis 45, Will Mayfield 23  
Mar. 2, 1928 Memphis 40, Lambuth 24  
Mar. 3, 1928 UT-Martin JC 38, Memphis 37

#### 1929 (Murray, Ky.)

**Champion**

Mar. 4, 1929 Memphis 32, Jonesboro College 27  
Mar. 5, 1929 Memphis 44, Will Mayfield 22  
Mar. 5, 1929 Memphis 33, Murray State 31

#### 1930 (Memphis, Tenn.)

Mar. 3, 1930 Memphis 44, Lambuth 30  
Mar. 3, 1930 Memphis 37, Sunflower JC 12  
Mar. 4, 1930 Memphis 41, Middle Tenn. 21  
Mar. 4, 1930 Murray State 34, Memphis 31

#### 1931 (Jonesboro, Ark.)

Mar. 2, 1931 Memphis 45, Will Mayfield 23  
Mar. 2, 1931 Memphis 40, Lambuth 24  
Mar. 3, 1931 UT-Martin 38, Memphis 37

#### 1932 (Jackson, Tenn.)

Mar. 4, 1932 Memphis 44, UT-Martin 25  
Mar. 5, 1932 Caruthersville JC 45, Memphis 36

#### 1933 (Jackson, Tenn.)

Feb. 27, 1933 Delta State 40, Memphis 34

### METRO 24-12/4 Championships

#### 1976 (Louisville, Ky.)

Mar. 4, 1976 Memphis 73, Saint Louis 69  
Mar. 5, 1976 Memphis 87, Louisville 76  
Mar. 6, 1976 Cincinnati 103, Memphis 95

#### 1977 (Memphis, Tenn.)

Mar. 3, 1977 Memphis 94, Tulane 80  
Mar. 4, 1977 Cincinnati 68, Memphis 67

#### 1978 (Cincinnati, Ohio)

Mar. 2, 1978 Memphis 79, Saint Louis 57  
Mar. 3, 1978 Louisville 67, Memphis 62

#### 1979 (Memphis, Tenn.)

Mar. 1, 1979 Memphis 62, Saint Louis 58  
Mar. 2, 1979 Florida State 35, Memphis 34

#### 1980 (Louisville, Ky.)

Feb. 28, 1980 Memphis 62, Saint Louis 60  
Feb. 29, 1980 Louisville 84, Memphis 65

#### 1981 (Louisville, Ky.)

Mar. 5, 1981 Virginia Tech 72, Memphis 66

#### 1982 (Louisville, Ky.)

**Champion**

Mar. 6, 1982 Memphis 71, Virginia Tech 70  
Mar. 7, 1982 Memphis 73, Louisville 62

#### 1983 (Cincinnati, Ohio)

Mar. 11, 1983 Memphis 84, Florida State 74  
Mar. 12, 1983 Louisville 71, Memphis 68

#### 1984 (Memphis, Tenn.)

**Champion**

Mar. 8, 1984 Memphis 86, Southern Miss 58  
Mar. 9, 1984 Memphis 65, Florida State 63  
Mar. 10, 1984 Memphis 78, Virginia Tech 65

#### 1985 (Louisville, Ky.)

**Champion**

Mar. 7, 1985 Memphis 68, Southern Miss 58  
Mar. 8, 1985 Memphis 81, Louisville 74  
Mar. 9, 1985 Memphis 90, Florida St. 86 (ot)

#### 1986 (Louisville, Ky.)

Mar. 7, 1986 Memphis 100, S. Carolina 59  
Mar. 8, 1986 Memphis 73, Florida State 71  
Mar. 9, 1986 Louisville 88, Memphis 79

#### 1987 (Louisville, Ky.)

**Champion**

Mar. 6, 1987 Memphis 87, Cincinnati 58  
Mar. 7, 1987 Memphis 74, South Carolina 64  
Mar. 8, 1987 Memphis 75, Louisville 52

#### 1988 (Memphis, Tenn.)

Mar. 11, 1988 Memphis 97, Southern Miss 84  
Mar. 12, 1988 Memphis 81, Florida State 74  
Mar. 13, 1988 Louisville 81, Memphis 73

#### 1989 (Columbia, S.C.)

Mar. 11, 1989 Louisville 71, Memphis 70

#### 1990 (Biloxi, Miss.)

Mar. 8, 1990 Memphis 71, South Carolina 56  
Mar. 9, 1990 Louisville 76, Memphis 73

#### 1991 (Roanoke, Va.)

Mar. 7, 1991 Memphis 84, Tulane 77  
Mar. 8, 1991 Louisville 72, Memphis 70

### GREAT MIDWEST 5-4

#### 1992 (Chicago, Ill.)

Mar. 12, 1992 Memphis 79, UAB 67  
Mar. 13, 1992 Memphis 95, DePaul 75  
Mar. 14, 1992 Cincinnati 75, Memphis 63

#### 1993 (Memphis, Tenn.)

Mar. 12, 1993 Memphis 73, Saint Louis 65  
Mar. 13, 1993 Cincinnati 77, Memphis 72

#### 1994 (Cincinnati, Ohio)

Mar. 10, 1994 Memphis 91, UAB 86  
Mar. 11, 1994 Memphis 73, Saint Louis 62  
Mar. 12, 1994 Cincinnati 68, Memphis 47

#### 1995 (Milwaukee, Wis.)

Mar. 10, 1995 Cincinnati 77, Memphis 64

### CONFERENCE USA 10-10/1 Championship

#### 1996 (Memphis, Tenn.)

Mar. 7, 1996 Memphis 92, DePaul 69  
Mar. 8, 1996 Marquette 72, Memphis 60

#### 1997 (St. Louis, Mo.)

Mar. 6, 1997 Marquette 63, Memphis 45

#### 1998 (Cincinnati, Ohio)

Mar. 5, 1998 Southern Miss 85, Memphis 57

#### 1999 (Birmingham, Ala.)

Mar. 3, 1999 USF 88, Memphis 81 (ot)

#### 2000 (Memphis, Tenn.)

Mar. 8, 2000 Memphis 60, South Florida 58  
Mar. 9, 2000 DePaul 80, Memphis 76

#### 2001 (Louisville, Ky.)

Mar. 8, 2001 Memphis 71, Marquette 64  
Mar. 9, 2001 Cincinnati 89, Memphis 79

#### 2002 (Cincinnati, Ohio)

Mar. 7, 2002 Houston 80, Memphis 74

#### 2003 (Louisville, Ky.)

Mar. 13, 2003 Memphis 62, South Florida 56  
Mar. 14, 2003 Louisville 78, Memphis 75

#### 2004 (Cincinnati, Ohio)

Mar. 11, 2004 Saint Louis 72, Memphis 61

#### 2005 (Memphis, Tenn.)

Mar. 9, 2005 Memphis 79, Saint Louis 59  
Mar. 10, 2005 Memphis 83, Charlotte 69  
Mar. 11, 2005 Memphis 81, USF 68  
Mar. 12, 2005 Louisville 75, Memphis 74

#### 2006 (Memphis, Tenn.)

**Champion**

Mar. 9, 2006 Memphis 75, Tulane 56  
Mar. 10, 2006 Memphis 68, Houston 54  
Mar. 11, 2006 Memphis 57, UAB 46



## NCAA Tournament/NIT

## NCAA Tournament/22-19

**1955**

Mar. 8, 1955 Penn State 59, Memphis 55  
Lexington, Ky.

**1956**

Mar. 12, 1956 Oklahoma City 97, Memphis 81  
Wichita, Kan.

**1962**

Mar. 12, 1962 Creighton 87, Memphis 83  
Dallas, Texas

**1973 NCAA Finalist**

Mar. 15, 1973 Memphis 90, South Carolina 76  
Houston, Texas  
Mar. 17, 1973 Memphis 92, Kansas State 72  
Houston, Texas  
Mar. 24, 1973 Memphis 98, Providence 85  
St. Louis, Mo.  
Mar. 25, 1973 UCLA 87, Memphis 66  
St. Louis, Mo.

**1976**

Mar. 13, 1976 Pepperdine 87, Memphis 77  
Tempe, Ariz.

**1982 NCAA Sweet 16**

Mar. 13, 1982 Memphis 56, Wake Forest 55  
Charlotte, N.C.  
Mar. 19, 1982 Villanova 70, Memphis 66 (ot)  
Raleigh, N.C.

**1983 NCAA Sweet 16**

Mar. 20, 1983 Memphis 66, Georgetown 57  
Louisville, Ky.  
Mar. 25, 1983 Houston 70, Memphis 63  
Kansas City, Mo.

**1984 NCAA Sweet 16**

Mar. 15, 1984 Memphis 92, Oral Roberts 83  
Memphis, Tenn.  
Mar. 17, 1984 Memphis 66, Purdue 48  
Memphis, Tenn.  
Mar. 21, 1984 Houston 78, Memphis 71  
St. Louis, Mo.

**1985 NCAA Final Four**

Mar. 15, 1985 Memphis 67, Pennsylvania 55  
Houston, Texas  
Mar. 17, 1985 Memphis 67, UAB 66 (ot)  
Houston, Texas  
Mar. 21, 1985 Memphis 59, Boston College 57  
Dallas, Texas  
Mar. 23, 1985 Memphis 63, Oklahoma 61  
Dallas, Texas  
Mar. 30, 1985 Villanova 52, Memphis 45  
Lexington, Ky.

**1986**

Mar. 13, 1986 Memphis 95, Ball State 63  
Baton Rouge, La.  
Mar. 15, 1986 LSU 83, Memphis 81  
Baton Rouge, La.

**1988**

Mar. 17, 1988 Memphis 75, Baylor 60  
South Bend, Ind.  
Mar. 19, 1988 Purdue 100, Memphis 73  
South Bend, Ind.

**1989**

Mar. 16, 1989 DePaul 66, Memphis 63  
Boise, Idaho

**1992**

**NCAA Elite 8**  
Mar. 19, 1992 Memphis 80, Pepperdine 70  
Milwaukee, Wis.  
Mar. 21, 1992 Memphis 82, Arkansas 80  
Milwaukee, Wis.  
Mar. 27, 1992 Memphis 83, Ga. Tech 79 (OT)  
Kansas City, Mo.  
Mar. 29, 1992 Cincinnati 88, Memphis 57  
Kansas City, Mo.

**1993**

Mar. 18, 1993 W. Kentucky 55, Memphis 52  
Orlando, Fla.

**1995**

**NCAA Sweet 16**  
Mar. 17, 1995 Memphis 77, Louisville 56  
Austin, Texas  
Mar. 19, 1995 Memphis 75, Purdue 73  
Austin, Texas  
Mar. 24, 1995 Arkansas 96, Memphis 91 (OT)  
Kansas City, Mo.

**1996**

Mar. 14, 1996 Drexel 75, Memphis 63  
Albuquerque, N.M.

**2003**

Mar. 20, 2003 Arizona State 84, Memphis 71  
Oklahoma City, Okla.

**2004**

Mar. 19, 2004 Memphis 59, South Carolina 43  
Kansas City, Mo.  
Mar. 21, 2004 Oklahoma State 70, Memphis 53  
Kansas City, Mo.

**2006**

**NCAA Elite 8**  
Mar. 17, 2006 Memphis 94, Oral Roberts 78  
Dallas, Texas  
Mar. 19, 2006 Memphis 72, Bucknell 56  
Dallas, Texas  
Mar. 23, 2006 Memphis 80, Bradley 64  
Oakland, Calif.  
Mar. 25, 2006 UCLA 50, Memphis 45  
Oakland, Calif.

## NIT/19-15

**1957**

**NIT Finalist (New York, N.Y.)**  
Mar. 16, 1957 Memphis 77, Utah 75  
Mar. 18, 1957 Memphis 85, Manhattan 72  
Mar. 21, 1957 U of M 80, St. Bonaventure 78  
Mar. 23, 1957 Bradley 84, Memphis 83

**1960**

**(New York, N.Y.)**  
Mar. 10, 1960 Providence 71, Memphis 70

**1961**

**(New York, N.Y.)**  
Mar. 16, 1961 Holy Cross 81, Memphis 69

**1963**

**(New York, N.Y.)**  
Mar., 1963 Memphis 70, Fordham 49  
Mar., 1963 Canisius 76, Memphis 67

**1967**

**(New York, N.Y.)**  
Mar. 11, 1967 Providence 77, Memphis 68

**1972**

**(New York, N.Y.)**  
Mar. 18, 1972 Oral Roberts 94, Memphis 74

**1974**

**(New York, N.Y.)**  
Mar. 17, 1974 Memphis 73, Seton Hall 72  
Mar. 21, 1974 Utah 92, Memphis 78

**1975**

**(New York, N.Y.)**  
Mar. 16, 1975 Oral Roberts 97, Memphis 63

**1977**

**(Tuscaloosa, Ala.)**  
Mar. 10, 1977 Alabama 80, Memphis 63

**1990**

**(Memphis, Tenn.)**  
Mar. 14, 1990 Tennessee 73, Memphis 71

**1991**

**(Memphis, Tenn.)**  
Mar. 14, 1991 Memphis 82, UAB 76  
Mar. 18, 1991 Arkansas St. 58, Memphis 57

**1997**

**(Las Vegas, Nev.)**  
Mar. 12, 1997 UNLV 66, Memphis 62

**1998**

**(Memphis, Tenn./Fresno, Calif.)**  
Mar. 11, 1998 Memphis 90, Ball State 67  
Mar. 16, 1998 Fresno St. 83, Memphis 80

**2001**

**NIT Final Four (Salt Lake City, Utah/  
Memphis, Tenn./New York, N.Y.)**  
Mar. 13, 2001 Memphis 71, Utah 62  
Mar. 20, 2001 Memphis 90, UTEP 65  
Mar. 22, 2001 Memphis 81, New Mexico 63  
Mar. 27, 2001 Tulsa 72, Memphis 64  
Mar. 29, 2001 Memphis 86, Detroit 71

**2002**

**NIT Champion (Memphis, Tenn./  
New York, N.Y.)**  
Mar. 14, 2002 Memphis 82, UNC Greensboro 62  
Mar. 20, 2002 Memphis 80, BYU 69  
Mar. 23, 2002 Memphis 79, Tenn. Tech 73  
Mar. 26, 2002 Memphis 78, Temple 77  
Mar. 28, 2002 Memphis 72, South Carolina 62

**2005**

**NIT Final Four (Memphis, Tenn./  
New York, N.Y.)**  
Mar. 16, 2005 Memphis 90, Northeastern 65  
Mar. 19, 2005 Memphis 83, Virginia Tech 62  
Mar. 23, 2005 Memphis 81, Vanderbilt 68  
Mar. 29, 2005 St. Joseph's 70, Memphis 58



## TEAM RECORDS

### Most Points Scored

98 vs Providence, Mar. 24, 1973  
95 vs Ball State, Mar. 13, 1986

### Fewest Points Scored

45 vs Villanova, Mar. 30, 1985  
45 vs. UCLA, Mar. 25, 2006

### Winning Margin

32 (95-63) vs Ball St., Mar. 13, 1986  
21 (77-56) vs Louisville, Mar. 17, 1995

### Losing Margin

31 (88-57) vs Cincinnati, Mar. 29, 1992  
27 (100-73) vs Purdue, Mar. 19, 1988

### Most Points in a Loss

91 vs Arkansas, Mar. 24, 1995  
83 vs Creighton, Mar. 12, 1962

### Most Field Goals Made

41 vs Providence, Mar. 24, 1973  
37 vs Ball State, Mar. 13, 1986  
37 vs. Oral Roberts, Mar. 17, 2006

### Fewest Field Goals

17 vs. UCLA, Mar. 25, 2006  
19 vs Villanova, Mar. 30, 1985  
19 vs Georgetown, Mar. 25, 1983

### Most Field Goal Attempts

80 vs Providence, Mar. 24, 1973  
78 vs Ball State, Mar. 13, 1986

### Fewest Field Goal Attempts

31 vs Georgetown, Mar. 20, 1983  
38 vs Wake Forest, Mar. 13, 1982  
38 vs Villanova, Mar. 30, 1985

### Highest Field Goal Pct.

.613 (19-31)  
vs Georgetown, Mar. 20, 1983  
.607 (37-61)  
vs Oral Roberts, Mar. 17, 2006

### Lowest Field Goal Pct.

.315 (17-54) vs. UCLA, Mar. 25, 2006  
.357 (20-56)  
vs Cincinnati, Mar. 29, 1992

### Most Points in a Half

57 (2nd) vs Arkansas, Mar. 24, 1995  
55 (2nd) vs Ball State, Mar. 13, 1986

### Fewest Points in a Half

19 (1st) vs. Oklahoma St., Mar. 21, 2004  
21 (2nd) vs Cincinnati, Mar. 29, 1992  
21 (1st) vs. UCLA, Mar. 25, 2006

### Most Free Throws Made

28 vs Georgetown, Mar. 20, 1983  
21 vs Ball State, Mar. 13, 1986

### Fewest Free Throws Made

4 vs. South Carolina, Mar. 19, 2004  
4 vs Drexel, Mar. 14, 1996  
4 vs Purdue, Mar. 19, 1995

### Most Free Throw Attempts

39 vs Georgetown, Mar. 20, 1983  
38 vs Oklahoma City, Mar. 12, 1956

### Fewest Free Throw Attempts

7 vs. South Carolina, Mar. 19, 2004  
7 vs Drexel, Mar. 14, 1996  
8 vs Purdue, Mar. 19, 1995  
8 vs Boston College, Mar. 21, 1985

### Highest Free Throw Pct.

.900 (18-20)  
vs Kansas State, Mar. 17, 1973  
.894 (17-19) vs Baylor, Mar. 17, 1988

### Lowest Free Throw Pct.

.473 (9-19)  
vs Penn State, Mar. 8, 1955  
.500 (7-14)  
vs South Carolina, Mar. 19, 2004

### Most Three-Point Field Goals Made

11 vs Oral Roberts, Mar. 17, 2006  
10 vs Arkansas, Mar. 24, 1995

### Fewest Three-Point Field Goals Made

0 vs Baylor, Mar. 17, 1988  
1 vs DePaul, Mar. 16, 1989

### Most Rebounds

60 vs South Carolina, Mar. 15, 1973  
54 vs Providence, Mar. 24, 1973

### Fewest Rebounds

21 vs UCLA, Mar. 25, 1973  
21 vs Wake Forest, Mar. 13, 1982

### Rebound Margin

+27 vs South Carolina, Mar. 15, 1973  
+20 vs Pepperdine, Mar. 19, 1992

### Most Assists

21 vs Boston College, Mar. 21, 1985  
21 vs Oral Roberts, Mar. 15, 1984

### Most Blocked Shots

10 vs Houston, Mar. 21, 1984  
7 vs Ball State, Mar. 13, 1986  
7 vs Bradley, Mar. 23, 2006

### Most Steals

12 vs Drexel, Mar. 14, 1996  
12 vs Louisville, Mar. 17, 1995  
12 vs Georgia Tech, Mar. 27, 1992  
12 vs Baylor, Mar. 17, 1988

### Most Fouls

29 vs Pepperdine, Mar. 13, 1976  
29 vs UCLA, Mar. 25, 2006

## INDIVIDUAL RECORDS

### Most Points

34, Larry Kenon vs South Carolina, Mar. 15, 1973  
32, Larry Finch vs Kansas State, Mar. 17, 1973  
32, Mingo Johnson vs Arkansas, Mar. 24, 1995

### Field Goals Made

16, Larry Kenon vs South Carolina, Mar. 15, 1973  
14, Larry Kenon vs Providence, Mar. 24, 1973

### Field Goals Attempted

30, Larry Kenon vs South Carolina, Mar. 15, 1973  
27, Larry Kenon vs Providence, Mar. 24, 1973

### Three-Point Field Goals Made

6, Rodney Carney vs. South Carolina, Mar. 19, 2004  
5, Anfernee Hardaway vs Ga. Tech, Mar. 27, 1992  
5, Mingo Johnson vs Arkansas, Mar. 24, 1995

### Three-Point Field Goals Attempted

14, Anfernee Hardaway vs Ga. Tech, Mar. 27, 1992

### Rebounds

22, Larry Kenon vs Providence, Mar. 24, 1973  
20, Larry Kenon vs South Carolina, Mar. 15, 1973

### Assists

12, Andre Turner vs Oklahoma, Mar. 23, 1985  
10, Andre Turner vs LSU, Mar. 15, 1986

### Free Throws Made

12, Larry Finch vs Kansas State, Mar. 17, 1973  
12, Keith Lee vs Georgetown, Mar. 20, 1983

### Free Throws Attempted

16, Keith Lee vs Georgetown, Mar. 20, 1983  
13, Larry Finch vs UCLA, Mar. 25, 1973

## NCAA OPPONENT INDIVIDUAL HIGHS vs. MEMPHIS

### Most Points

44, Bill Walton, UCLA, Mar. 25, 1973  
34, Marcos Leite, Pepperdine, Mar. 13, 1976

### Field Goals Made

21, Bill Walton, UCLA, Mar. 25, 1973  
15, Ernie DiGregario, Providence, Mar. 24, 1973

### Field Goals Attempted

36, Ernie DiGregario, Providence, Mar. 24, 1973  
31, Paul Silas, Creighton, Mar. 12, 1962

### Three-Point Field Goals Made

6, DeJuan Wheat, Louisville, Mar. 17, 1995

### Three-Point Field Goals Attempted

10, DeJuan Wheat, Louisville, Mar. 17, 1995

### Rebounds

24, Paul Silas, Creighton, Mar. 12, 1963

### Assists

9, Reid Gettys, Houston, Mar. 21, 1984  
7, Troy Lewis, Purdue, Mar. 19, 1988

### Free Throws Made

12, Darrell Hawkins, Arkansas, Mar. 21, 1992

### Free Throws Attempted

15, Hakeem Olajuwon, Houston, Mar. 21, 1984  
13, Jessie Arnette, Penn State, Mar. 8, 1955



**Penn State 59 • Memphis 55***March 8, 1955 • Lexington, Ky.  
Midwest Region • First Round*

Penn State	FG	FT-A	F	TP
Blocker	3	2-3	3	8
Edwards	2	0-0	1	4
Hoffman	1	0-0	2	2
Arnette	6	8-13	3	20
Weidenhammer	4	0-0	1	8
Fields	5	7-8	2	17
<b>Totals</b>	<b>21</b>	<b>17-24</b>	<b>12</b>	<b>59</b>

Memphis	FG	FT-A	F	TP
Scott	2	1-2	2	5
Davis	4	4-8	3	12
McClain	2	0-0	0	4
Winn	1	0-0	0	2
Arnold	5	2-6	4	12
Fortner	1	0-1	2	2
Caldwell	8	2-2	1	18
<b>Totals</b>	<b>23</b>	<b>9-19</b>	<b>15</b>	<b>55</b>

Penn State 33 26 — 59  
 Memphis 19 36 — 55

Attendance: 4,500

**Oklahoma City 97 • Memphis 81***March 13, 1956 • Wichita, Kan.  
Midwest Region • First Round*

Okla. City	FG-A	FT-A	RB	F	TP
Griffin	7-11	3-5	3	4	17
Bradshaw	5-9	1-2	8	2	11
Magana	3-8	0-10	3	2	6
Wheeler	0-0	0-0	0	1	0
Lee	5-15	5-8	11	3	15
Juby	2-2	2-2	1	1	6
Jeter	2-5	0-0	0	1	4
Holloway	1-8	9-10	11	4	11
Reed	10-14	7-12	7	5	27
<b>Totals</b>	<b>35-72</b>	<b>27-39</b>	<b>44</b>	<b>24</b>	<b>97</b>

Memphis	FG-A	FT-A	RB	F	TP
Swander	3-13	2-2	6	4	8
Doyle	0-2	2-4	0	1	2
Scott	7-16	9-11	7	5	23
Jones	1-1	0-0	1	3	2
Ballard	1-4	3-9	5	4	5
Fortner	5-12	5-8	7	1	15
Butcher	5-11	0-3	3	1	10
Hays	8-13	0-1	6	4	16
<b>Totals</b>	<b>30-72</b>	<b>21-38</b>	<b>35</b>	<b>23</b>	<b>81</b>

Okla. City 33 64 — 97  
 Memphis 41 40 — 81

Attendance: 2,340; Officials: Morrow, Knowles

**Creighton 87 • Memphis 83***March 12, 1962 • Dallas, Texas  
Midwest Region • First Round*

Memphis	FG-A	FT-A	RB	F	TP
Beckman	7-12	5-6	5	4	19
Neumann	7-16	9-12	8	5	23
Randolph	0-0	2-2	0	1	2
Garber	5-16	3-4	4	3	13
Horton	3-9	2-2	2	3	8
Kirk	5-9	5-6	6	5	15
Parrish	1-9	1-2	4	3	3
Weaver	0-0	0-0	1	0	0
Drewel	0-0	0-1	0	0	0
<b>Totals</b>	<b>28-71</b>	<b>27-34</b>	<b>45</b>	<b>24</b>	<b>83</b>

Creighton	FG-A	FT-A	RB	F	TP
Bakos	7-14	6-8	11	5	20
Millard	2-7	0-1	2	5	4
Officer	3-7	2-2	8	5	8
Silas	11-31	5-10	24	3	27
McManamon	6-9	5-8	2	1	17
Dowling	0-1	0-0	0	0	0
Silvestrial	0-0	0-1	0	0	0
Wagner	4-16	3-5	5	5	11
Jimenes	0-3	0-0	0	1	0
Forehand	0-0	0-0	0	0	0
Swassing	0-0	0-0	2	1	0
<b>Totals</b>	<b>33-88</b>	<b>21-35</b>	<b>84</b>	<b>26</b>	<b>87</b>

Memphis 47 36 — 83  
 Creighton 44 43 — 87

Attendance: 6,500; Officials: Gergens, Ceracino

**Memphis 90 • South Carolina 76***March 15, 1973 • Houston Texas  
Midwest Region • Regional Semifinals*

Memphis	FG-A	FT-A	RB	F	TP
Laurie	0-1	6-7	1	4	6
Buford	5-7	0-0	10	3	10
Finch	8-17	9-10	1	4	25
Robinson	5-16	1-4	17	2	11
Kenon	16-30	2-6	20	4	34
Liss	0-0	0-0	0	0	0
McKinney	0-0	0-0	0	1	0
Westfall	0-1	0-0	0	0	0
Cook	2-5	0-0	0	1	4
<b>Totals</b>	<b>36-77</b>	<b>18-27</b>	<b>60</b>	<b>19</b>	<b>90</b>

S. Carolina	FG-A	FT-A	RB	F	TP
Dunleavy	4-10	4-4	0	3	12
English	9-15	1-1	8	5	19
Winters	5-11	4-4	8	5	14
Traylor	5-12	0-4	6	3	10
Joyce	8-21	2-2	2	2	18
Walsh	0-0	0-0	0	0	0
Mathias	1-1	0-0	1	0	2
Manning	0-0	0-0	0	4	0
Greiner	0-0	0-0	1	0	0
Cox	0-0	1-2	1	0	1
<b>Totals</b>	<b>32-70</b>	<b>12-17</b>	<b>33</b>	<b>22</b>	<b>76</b>

Memphis 39 51 — 90  
 S. Carolina 24 52 — 76

Attendance: 10,060; Officials: Grossman, Hernjak

**Memphis 92 • Kansas State 72***March 17, 1973 • Houston, Texas  
Midwest Region • Regional Final*

Memphis	FG-A	FT-A	RB	F	TP
Laurie	2-4	4-4	3	2	8
Buford	2-5	0-0	3	2	4
Finch	10-16	12-12	2	2	32
Robinson	7-10	0-0	16	3	14
Kenon	7-12	0-0	7	4	14
Tetzlaff	0-1	0-2	2	0	0
Liss	1-1	0-0	0	0	0
Andrews	0-0	0-0	0	1	0
McKinney	0-1	0-0	0	0	0
Westfall	5-6	0-0	6	5	10
Cook	3-6	2-2	3	0	8
Jones	0-0	0-0	0	1	0
<b>Totals</b>	<b>37-62</b>	<b>18-20</b>	<b>47</b>	<b>22</b>	<b>92</b>

Kansas State	FG-A	FT-A	RB	F	TP
Kruger	6-12	3-3	5	3	15
Chipman	1-4	1-2	2	1	3
Williams	2-8	0-0	5	2	4
Kusnyer	8-19	5-10	5	4	21
Mitchell	6-14	0-1	6	3	12
Beard	0-3	1-2	1	1	1
Snider	0-3	0-0	0	2	0
Thurston	2-3	0-2	1	2	4
McVey	4-7	4-4	4	1	12
<b>Totals</b>	<b>29-73</b>	<b>14-24</b>	<b>29</b>	<b>19</b>	<b>72</b>

Memphis 44 48 — 92  
 Kansas St. 34 38 — 72

Attendance: 10,060; Officials: Howell, Moreau

**MEMPHIS' FIRST NCAA TOURNAMENT WIN**

The University of Memphis made the prestigious NCAA Tournament for the first time in 1955, but it was not until 1973 that the Tigers enjoyed their first-ever tourney win.

After compiling a 21-5 regular season mark during the 1972-73 season, the Tigers received a first-round bye and had to face South Carolina. The Gamecocks were led that year by Mike Dunleavy and Alex English. But it was the one-two combination of the Tigers' Larry Kenon and Larry Finch that provided Memphis with its first NCAA victory. Kenon and Finch combined for 59 points to lead the Tigers to a convincing 90-76 win over the Gamecocks in Houston. The Tigers also recorded a phenomenal 60 rebounds, with Kenon leading the way with 20 boards.

Memphis would go on to defeat a Lon Kruger-led Kansas State team in the Midwest Regional Final 92-72 to advance to the Final Four. The Tigers would defeat Providence 98-85, before losing to UCLA 87-66 in the championship game. Pictured above is Finch who scored 29 points against the Bruins in the 1973 Finals.





Memphis coach Gene Bartow and UCLA's John Wooden greet one another prior to their teams' 1973 NCAA Final game.

## Memphis 98 • Providence 85

March 24, 1973 • St. Louis, Mo.  
Final Four • National Semifinals

Memphis	FG-A	FT-A	RB	F	TP
Buford	3-7	0-0	3	2	6
Kenon	14-27	0-4	22	1	28
Robinson	11-17	2-3	16	2	24
Laurie	1-3	2-3	1	4	4
Finch	7-16	7-9	6	4	21
Cook	3-6	2-3	1	2	8
Westfall	2-3	3-4	2	0	7
Jones	0-1	0-0	0	0	0
<b>Totals</b>	<b>41-80</b>	<b>16-26</b>	<b>54</b>	<b>15</b>	<b>98</b>

Providence	FG-A	FT-A	RB	F	TP
Crawford	5-12	0-0	15	3	10
Costello	5-5	1-1	8	5	11
Barnes	5-7	2-3	3	4	12
DiGregorio	15-36	2-2	2	4	32
Stacum	6-15	3-3	5	5	15
King	2-6	0-0	1	1	4
Baker	0-0	0-0	1	0	0
Dunphy	0-1	1-2	1	0	1
Bello	0-0	0-0	0	0	0
<b>Totals</b>	<b>38-82</b>	<b>9-11</b>	<b>39</b>	<b>22</b>	<b>85</b>

Memphis	40	58	—	98
Providence	49	36	—	85

Attendance: 19,029

## UCLA 87 • Memphis 66

March 26, 1973 • St. Louis, Mo.  
Final Four • National Championship

UCLA	FG-A	FT-A	RB	F	TP
Wilkes	8-14	0-0	7	2	16
Farmer	1-4	0-0	2	2	2
Walton	21-22	2-5	13	4	44
Lee	1-1	3-3	3	2	5
Hollyfield	4-7	0-0	3	4	8
Curtis	1-4	2-2	3	1	4
Meyers	2-7	0-0	3	1	4
Nater	1-1	0-0	3	2	2
Franklin	1-2	0-1	1	0	2
Carson	0-0	0-0	0	0	0

Webb	0-0	0-0	0	0	0
<b>Totals</b>	<b>40-62</b>	<b>7-11</b>	<b>40</b>	<b>18</b>	<b>87</b>

Memphis	FG-A	FT-A	RB	F	TP
Buford	3-7	1-2	3	1	7
Kenon	8-16	4-4	8	3	20
Robinson	3-6	0-1	7	4	6
Laurie	0-1	0-0	0	0	0
Finch	9-21	11-13	1	2	29
Westfall	0-1	0-0	0	5	0
Cook	1-4	2-2	0	1	4
McKinney	0-0	0-0	0	0	0
Jones	0-0	0-0	0	0	0
Tetzlaff	0-0	0-2	0	1	0
Liss	0-1	0-0	0	0	0
Andrews	0-0	0-0	0	0	0
<b>Totals</b>	<b>24-57</b>	<b>18-24</b>	<b>21</b>	<b>17</b>	<b>66</b>

UCLA	39	48	—	87
Memphis	39	27	—	66

Attendance: 19,031; Officials: Howell, Shosid

## Pepperdine 87 • Memphis 77

March 13, 1976 • Tempe, Ariz.  
West Region • First Round

Pepperdine	FG-A	FT-A	RB	F	TP
Williams	6-9	2-2	7	2	14
Johnson	3-9	4-8	6	4	10
Leite	12-22	10-11	8	3	34
Skophammer	3-7	2-3	10	4	8
Matson	7-16	5-9	11	3	19
Goorjan	0-1	0-1	0	0	0
Dalimar	1-1	0-0	0	1	2
<b>Totals</b>	<b>32-65</b>	<b>23-34</b>	<b>45</b>	<b>17</b>	<b>87</b>

Memphis	FG-A	FT-A	RB	F	TP
Wright	2-6	0-0	1	3	4
Reed	8-17	0-0	1	3	16
Cook	3-11	7-8	4	4	13
Hillard	4-8	3-4	8	4	11
Washington	2-2	2-2	1	5	6
Gunn	5-8	0-0	4	2	10
Hancock	0-0	3-4	0	0	3
Kilzer	0-0	0-0	0	0	0
Jones	3-6	2-2	4	3	8
Wilson	3-6	0-0	9	5	6
<b>Totals</b>	<b>30-64</b>	<b>17-20</b>	<b>36</b>	<b>29</b>	<b>77</b>

Pepperdine	38	49	—	87
Memphis	41	36	—	77

Attendance: 8,159

Officials: Menz, Wooldridge

## Memphis 56 • Wake Forest 55

March 13, 1982 • Charlotte, N.C.  
East Region • Second Round

Memphis	FG-A	FT-A	RB	F	TP
Parks	4-7	4-5	5	3	12
Lee	7-9	4-5	8	3	18
Phillips	1-3	2-3	3	2	4
Jackson	4-8	1-1	1	1	9
Haynes	5-7	1-2	1	1	11
McCoy	0-0	0-0	0	0	0
Moore	0-0	0-0	0	0	0
Gipson	1-3	0-1	1	1	2
Albright	0-0	0-0	0	0	0
Battle	0-0	0-0	0	0	0
Price	0-0	0-0	0	0	0
Luckett	0-0	0-0	0	0	0
Taylor	0-1	0-0	0	0	0
<b>Totals</b>	<b>22-38</b>	<b>12-17</b>	<b>21</b>	<b>11</b>	<b>56</b>

Wake Forest	FG-A	FT-A	RB	F	TP
Toms	2-2	0-0	1	1	4
Morgan	6-11	1-2	4	4	13
Johnstone	1-3	1-4	0	3	3
Young	3-7	0-0	1	3	6
Helms	4-5	1-2	0	2	9
Davis	0-0	0-0	0	0	0
Rudd	0-0	0-0	0	0	0
Kepley	1-1	0-0	0	0	2
Wallace	0-0	0-0	0	0	0
Charles	1-1	0-0	1	0	2
Garber	1-2	0-0	0	0	2
Teachy	5-8	4-4	7	4	14
<b>Totals</b>	<b>24-40</b>	<b>7-12</b>	<b>15</b>	<b>17</b>	<b>55</b>

Memphis	34	22	—	56
Wake Forest	38	17	—	55

Attendance: 11,400; Officials: Kelly, Burroughs, Solomon

## Villanova 70 • Memphis 66 (ot)

March 19, 1982 • Raleigh, N.C.  
East Region • Regional Semifinals

Villanova	FG-A	FT-A	RB	F	TP
Howard	8-10	0-1	2	4	16
Pinckney	4-8	8-12	10	2	16
Pinone	8-17	3-6	12	3	19
Granger	4-9	2-2	2	4	10
McClain	1-5	0-0	1	4	2
McClain	0-0	0-0	0	0	0
Mulquin	1-2	5-5	1	0	7
Dobbs	0-0	0-0	0	0	0
Sices	0-0	0-0	0	1	0
<b>Totals</b>	<b>26-51</b>	<b>18-26</b>	<b>31</b>	<b>18</b>	<b>70</b>

Memphis	FG-A	FT-A	RB	F	TP
Parks	4-9	2-2	5	4	10
Lee	7-10	0-1	4	5	14
Phillips	5-10	2-4	10	4	12
Jackson	5-15	3-6	5	2	13
Haynes	6-11	1-2	0	3	13
Gipson	1-2	0-0	1	1	2
Taylor	1-2	0-0	3	1	2
<b>Totals</b>	<b>29-59</b>	<b>8-15</b>	<b>31</b>	<b>20</b>	<b>66</b>

Villanova	35	27	8	—	70
Memphis	31	31	4	—	66

Attendance: 12,400; Officials: Forte, Rucker, Wortman



# Memphis 66 • Georgetown 57

March 20, 1983 • Louisville, Ky.

Midwest Region • Second Round

Memphis	FG-A	FT-A	RB	F	TP
Parks	3-5	3-4	4	4	9
Lee	8-11	12-16	15	2	28
Phillips	2-2	6-8	11	2	10
Turner	1-5	2-5	1	4	4
Haynes	5-8	3-4	1	5	13
Holmes	0-0	0-0	0	0	0
McCoy	0-0	2-2	1	0	2
<b>Totals</b>	<b>19-31</b>	<b>28-39</b>	<b>37</b>	<b>17</b>	<b>66</b>

Georgetown	FG-A	FT-A	RB	F	TP
Martin	3-4	0-0	5	2	6
Wingate	0-2	0-0	2	1	0
Ewing	8-16	8-8	9	5	24
Smith	1-2	2-3	0	5	4
Jackson	4-14	4-7	0	2	12
Dalton	0-1	0-0	2	2	0
Jones	1-5	0-0	0	3	2
Broadnax	4-10	0-0	1	2	8
Brown	0-0	0-0	1	3	0
Dunn	0-2	1-2	2	3	1
Blue	0-0	0-0	0	0	0
<b>Totals</b>	<b>21-56</b>	<b>15-20</b>	<b>22</b>	<b>28</b>	<b>57</b>

Memphis 30 36 — 66

Georgetown 25 32 — 57

Attendance: 14,105; Officials: Rutledge, Paparo, Hinkel

# Houston 70 • Memphis 63

March 25, 1983 • Kansas City, Mo.

Midwest Region • Regional Semifinals

Houston	FG-A	FT-A	RB	F	TP
Drexler	4-8	0-0	7	5	8
Micheaux	2-6	6-7	7	4	10
Olajuwon	10-14	1-2	6	3	21
Franklin	0-4	4-4	0	0	4
Young	6-12	5-7	5	1	17
Gettys	1-3	0-0	0	2	2
Rose	0-1	0-0	1	0	0
Anders	2-3	0-0	0	1	4
Giles	1-1	0-0	0	0	2
Williams	1-1	0-0	1	1	2
<b>Totals</b>	<b>27-53</b>	<b>16-20</b>	<b>30</b>	<b>17</b>	<b>70</b>

Memphis	FG-A	FT-A	RB	F	TP
Parks	7-12	3-4	5	5	17
Lee	6-15	1-2	8	3	13
Phillips	5-5	3-4	5	1	13
Turner	5-13	0-0	2	2	10
Haynes	4-10	2-4	3	3	10
Holmes	0-1	0-0	0	0	0
<b>Totals</b>	<b>27-56</b>	<b>9-14</b>	<b>27</b>	<b>14</b>	<b>63</b>

Houston 34 36 — 70

Memphis 34 29 — 63

Attendance: 17,036; Officials: Weller, Lembo, Turner

# Memphis 92 • Oral Roberts 83

March 15, 1984 • Memphis, Tenn.

Midwest Region • First Round

Memphis	FG-A	FT-A	RB	F	TP
Holmes	6-8	6-8	11	1	18
Lee	12-18	2-4	11	4	26
Bedford	9-15	2-3	8	3	20
Haynes	2-13	4-4	2	0	8
Turner	5-6	2-5	1	3	12
Phillips	1-3	0-0	4	0	2
Becton	0-1	0-2	3	1	0
McCoy	0-0	0-0	0	0	0
Albright	1-1	4-4	0	1	6
Bush	0-0	0-0	0	0	0
<b>Totals</b>	<b>36-65</b>	<b>20-30</b>	<b>42</b>	<b>13</b>	<b>92</b>

Oral Roberts	FG-A	FT-A	RB	F	TP
Potter	4-17	1-1	3	3	9
Acres, J.	7-19	2-2	10	5	16
Acres, M.	11-25	6-6	18	4	28
McGee	3-6	0-0	4	1	6
Dorsey	9-12	0-2	4	4	18
Miles	1-4	0-0	1	2	2
Berry	1-2	0-0	1	3	2
Brown	1-1	0-0	0	0	2
Wilson	0-0	0-0	0	0	0
Otiko	0-0	0-0	0	0	0
Givens	0-0	0-0	0	0	0
Harper	0-0	0-0	0	0	0
<b>Totals</b>	<b>37-86</b>	<b>9-11</b>	<b>44</b>	<b>22</b>	<b>83</b>

Memphis 46 46 — 92

Oral Roberts 34 49 — 83

Attendance: 11,200; Officials: Didler, Labetich, Stromkowski

# Memphis 66 • Purdue 48

March 17, 1984 • Memphis, Tenn.

Midwest Region • Second Round

Memphis	FG-A	FT-A	RB	F	TP
Holmes	4-9	0-3	6	0	8
Lee	11-17	7-7	16	4	29
Bedford	3-5	0-0	8	3	6
Haynes	3-9	1-1	5	0	7
Turner	3-4	4-5	3	3	10
Phillips	1-2	0-0	6	1	2
Becton	0-0	0-0	0	0	0
McCoy	0-0	0-1	1	0	0
Bush	1-2	2-4	3	0	4
Albright	0-0	0-0	0	1	0
Wilfong	0-0	0-0	0	0	0
<b>Totals</b>	<b>26-48</b>	<b>14-21</b>	<b>49</b>	<b>12</b>	<b>66</b>

Purdue	FG-A	FT-A	RB	F	TP
Atkinson	1-9	0-2	5	4	2
Eifert	0-3	0-0	4	3	0
Rowinski	5-11	4-6	4	1	14
Hall	3-11	2-2	4	4	8
Reid	4-14	4-4	2	2	12
Bullock	1-2	0-4	7	4	2
Clawson	3-13	0-0	1	2	6
Robinson	0-2	0-0	0	0	0
Gadis	2-3	0-0	1	3	4
<b>Totals</b>	<b>19-68</b>	<b>10-18</b>	<b>32</b>	<b>23</b>	<b>48</b>

Memphis 35 31 — 66

Purdue 22 26 — 48

Attendance: 11,200; Officials: Vacca, Crowley, Moreau

# Houston 78 • Memphis 71

March 21, 1984 • St. Louis, Mo.

Midwest Region • Regional Semifinals

Houston	FG-A	FT-A	RB	F	TP
Winslow	5-7	2-4	12	0	12
Young	5-22	3-5	9	1	13
Olajuwon	9-17	7-15	13	4	25
Franklin	7-13	10-12	2	2	24
Gettys	2-5	0-0	3	3	4
Anderson	0-0	0-0	1	0	0
Anders	0-2	0-0	0	1	0
<b>Totals</b>	<b>28-66</b>	<b>22-36</b>	<b>44</b>	<b>11</b>	<b>78</b>

Memphis	FG-A	FT-A	RB	F	TP
Lee	6-13	3-6	10	5	15
Holmes	4-8	0-0	4	5	8
Bedford	10-12	1-2	4	5	21
Turner	5-8	0-0	3	4	10
Haynes	7-14	1-1	5	0	15
Phillips	1-3	0-0	1	0	2
Becton	0-2	0-0	2	2	0
Albright	0-0	0-0	2	1	0
McCoy	0-1	0-0	2	1	0
Bush	0-0	0-0	1	1	0
<b>Totals</b>	<b>33-61</b>	<b>5-9</b>	<b>33</b>	<b>25</b>	<b>71</b>

Houston 41 37 — 78

Memphis 40 31 — 71

Attendance: 20,143; Officials: Forte, Rucker, Higgins

# Memphis 67 • Penn 55

March 15, 1985 • Houston, Texas

Midwest Region • First Round

Memphis	FG-A	FT-A	RB	F	TP
Lee	4-8	0-2	3	4	8
Holmes	3-6	2-3	7	2	8
Bedford	5-5	1-4	8	3	11
Turner	8-14	0-0	3	4	16
Askew	6-10	0-0	5	0	12
McCoy	0-0	3-4	2	0	3
Wilfong	0-1	1-2	0	0	1
Boyd	2-6	0-0	3	1	4
Bailey	0-0	2-2	3	1	4
Jensen	0-1	0-0	0	0	0
Becton	1-2	0-0	0	1	2
<b>Totals</b>	<b>29-53</b>	<b>9-17</b>	<b>32</b>	<b>16</b>	<b>67</b>

Penn	FG-A	FT-A	RB	F	TP
Pitts	5-7	2-2	3	4	12
Lefkowitz	2-6	3-4	8	2	7
Bernstein	0-0	0-1	2	4	0
Bromwell	6-11	4-4	2	1	16
Racine	4-5	0-1	1	1	8
Wilson	0-0	0-0	0	0	0
Elzey	2-7	0-0	2	2	4
Maloney	1-1	0-1	3	1	2
Mascioli	3-3	0-0	2	1	6
Arnolite	0-1	0-0	0	1	0
Cohan	0-1	0-0	2	0	0
<b>Totals</b>	<b>23-47</b>	<b>9-13</b>	<b>27</b>	<b>20</b>	<b>55</b>

Memphis 26 41 — 67

Penn 25 30 — 55

Attendance: 8,000; Officials: Clark, Rife, Hightower

# Memphis 67 • UAB 66

March 17, 1985 • Houston, Texas

Midwest Region • Second Round

Memphis	FG-A	FT-A	RB	F	TP
Lee	12-17	4-6	6	5	28
Holmes	2-7	4-4	8	3	8
Bedford	3-12	0-1	8	3	8
Turner	11-17	1-2	0	4	23
Askew	1-3	0-0	5	3	2
Wilfong	0-1	0-0	1	1	0
Boyd	0-2	0-0	3	2	0
Becton	0-0	0-0	0	3	0
<b>Totals</b>	<b>29-59</b>	<b>9-13</b>	<b>31</b>	<b>24</b>	<b>67</b>

UAB	FG-A	FT-A	RB	F	TP
Johnson	0-0	1-2	1	0	1
Mincy	0-8	7-11	9	4	7
Gordon	6-13	2-2	15	2	14
Mitchell	6-15	1-2	2	3	13
Ponder	5-13	8-9	4	2	18
Foster	0-0	0-0	0	0	0
Bartow	0-0	0-0	0	0	0
Charles	3-4	3-4	3	2	9
Collins	0-1	0-0	0	1	0
Johnson	2-3	0-0	4	2	4
<b>Totals</b>	<b>22-57</b>	<b>22-30</b>	<b>40</b>	<b>16</b>	<b>66</b>

Memphis 27 40 — 67

UAB 32 34 — 66

Attendance: 6,800; Officials: Nichols, Holme & Range





## Memphis 59 • Boston College 57

March 21, 1985 • Dallas, Texas

Midwest Region • Regional Semifinals

Memphis	FG-A	FT-A	RB	F	TP
Lee	3-12	2-3	6	4	8
Holmes	2-7	0-0	1	2	4
Bedford	10-13	3-4	6	3	23
Turner	6-12	0-0	0	1	12
Askew	1-3	0-0	2	0	2
Becton	4-10	0-0	0	2	8
Boyd	1-1	0-1	0	0	2
<b>Totals</b>	<b>27-58</b>	<b>5-8</b>	<b>35</b>	<b>12</b>	<b>59</b>

Boston College	FG-A	FT-A	RB	F	TP
McCreedy	2-7	5-6	2	1	9
Talley	5-8	1-2	3	4	11
Gordon	3-3	3-5	2	4	9
Adams	6-14	0-0	0	2	12
Pressley	1-2	0-0	1	0	2
Primus	7-13	0-0	0	2	14
Bowers	0-2	0-0	1	3	0
Barry	0-5	0-0	2	0	0
Schmidt	0-1	0-0	0	0	0
Scott	0-0	0-0	0	0	0
<b>Totals</b>	<b>24-55</b>	<b>9-13</b>	<b>30</b>	<b>16</b>	<b>57</b>

Memphis 31 28 — 59  
 Boston College 31 26 — 57  
**Attendance:** 17,007; **Officials:** Vacca, Shea, Armstrong

Boyd	1-2	0-0	0	0	2
<b>Totals</b>	<b>25-49</b>	<b>13-18</b>	<b>32</b>	<b>16</b>	<b>63</b>

Oklahoma	FG-A	FT-A	RB	F	TP
Bowie	5-12	0-2	1	2	10
Kennedy	7-15	2-2	2	3	16
Tisdale	5-10	1-1	1	3	11
McCalister	6-12	2-2	0	5	14
Johnson	0-0	0-0	0	3	0
Davis	0-0	0-0	0	3	0
Clark	0-1	0-0	0	0	0
<b>Totals</b>	<b>26-56</b>	<b>9-13</b>	<b>27</b>	<b>19</b>	<b>61</b>

Memphis 33 30 — 63  
 Oklahoma 33 28 — 61  
**Attendance:** 17,007; **Officials:** Vacca, Shea, Armstrong

## Villanova 52 • Memphis 45

March 30, 1985 • Lexington, Ky.

Final Four • National Semifinals

Villanova	FG-A	FT-A	RB	F	TP
Pressley	1-8	1-2	6	3	3
McClain	6-9	7-7	4	4	19
Pinckney	3-7	6-9	9	3	12
Wilbur	0-2	0-0	1	1	0
McLain	2-5	5-5	2	1	9
Plansky	1-1	1-3	0	1	3
Jensen	3-6	0-0	4	0	6
Everson	0-0	0-0	0	0	0
<b>Totals</b>	<b>16-38</b>	<b>20-26</b>	<b>27</b>	<b>13</b>	<b>52</b>

Memphis	FG-A	FT-A	RB	F	TP
Lee	3-9	4-4	7	5	10
Holmes	4-8	0-0	2	5	8
Bedford	4-9	0-0	7	4	8
Turner	5-13	1-2	4	3	11
Askew	1-3	0-1	7	2	2
Wilfong	0-1	0-0	1	1	0
Boyd	0-2	0-0	0	0	0
Bailey	1-1	0-0	0	2	2
Becton	1-4	2-2	5	1	4
<b>Totals</b>	<b>19-50</b>	<b>7-9</b>	<b>33</b>	<b>23</b>	<b>45</b>

Villanova 23 29 — 52  
 Memphis 23 22 — 45  
**Attendance:** 23,124; **Officials:** Clougherty, Dibler, McJunkin

## Memphis 95 • Ball State 63

March 13, 1986 • Baton Rouge, La.

Southeast Region • First Round

Memphis	FG-A	FT-A	RB	F	TP
Holmes	7-9	0-0	4	4	14
Askew	11-17	1-2	8	0	23
Bedford	7-13	2-4	8	4	16
Boyd	5-10	2-2	0	2	12
Turner	1-9	0-0	2	2	2
Wilfong	1-3	2-2	4	1	4
Robinson	1-2	0-0	3	1	2
Moody	1-3	0-0	3	0	2
Douglas	0-2	0-0	0	2	0
Bailey	0-4	10-12	7	3	10
Jensen	0-3	0-0	4	2	0
Alexander	3-3	4-4	2	1	10
<b>Totals</b>	<b>37-78</b>	<b>21-26</b>	<b>49</b>	<b>22</b>	<b>95</b>

Ball State	FG-A	FT-A	RB	F	TP
Palombizio	5-22	7-8	14	4	17
Wesley	1-5	1-2	6	4	3
Dziatczak	1-5	0-0	2	3	2
Reed	5-9	2-3	2	2	12
Shelton	5-14	1-1	6	5	11
Smith	2-4	1-2	2	1	5
Eha	0-1	0-0	1	0	0
Kamiak	1-4	0-2	3	1	2
Luedke	2-4	0-0	4	2	4
Hall	0-2	1-2	4	0	1
Whittington	3-4	0-2	2	0	6
<b>Totals</b>	<b>25-74</b>	<b>13-22</b>	<b>52</b>	<b>22</b>	<b>63</b>



Vincent Askew scored a team-high 23 points against Ball State in a 1986 NCAA first round game played in Baton Rouge. The Tigers' 95-63 win over Ball State was the largest margin of victory in an NCAA Tournament win for Memphis.

Memphis 40 55 — 95  
 Ball State 34 29 — 63  
**Attendance:** 13,749; **Officials:** Borucki, Rucker, McDaniel

## LSU 83 • Memphis 81

March 15, 1986 • Baton Rouge, La.

Southeast Region • Second Round

LSU	FG-A	FT-A	RB	F	TP
Blanton	4-8	3-3	11	1	11
Redden	8-14	7-11	3	3	23
Williams	6-13	7-8	13	4	19
Taylor	9-18	0-0	1	3	18
Wilson	3-10	0-0	3	0	6
Bukumirovich	0-1	2-2	0	1	2
Woodside	0-0	0-0	0	2	0
Brown	1-1	2-4	3	1	4
Vargas	0-0	0-0	0	1	0
<b>Totals</b>	<b>31-65</b>	<b>21-28</b>	<b>35</b>	<b>16</b>	<b>83</b>

Memphis	FG-A	FT-A	RB	F	TP
Askew	5-11	0-0	4	3	10
Holmes	9-17	2-3	9	3	20
Bedford	7-10	1-3	6	4	15
Turner	6-11	0-0	3	2	12
Boyd	5-8	2-2	2	4	12
Wilfong	2-2	2-2	1	1	6
Bailey	1-1	2-2	4	0	4
Alexander	1-2	0-2	3	4	2
<b>Totals</b>	<b>36-62</b>	<b>9-14</b>	<b>33</b>	<b>21</b>	<b>81</b>

Memphis 47 34 — 81  
 LSU 41 42 — 83  
**Attendance:** 13,749; **Officials:** Bain, Shea, Fincken



William Bedford scored 23 points, shooting 10-of-13 from the field, in the Tigers' 59-57 Midwest Regional win over Boston College in 1985.

## Memphis 63 • Oklahoma 61

March 23, 1985 • Dallas, Texas

Midwest Region • Regional Final

Memphis	FG-A	FT-A	RB	F	TP
Lee	9-22	5-5	3	4	23
Holmes	2-4	0-0	2	1	4
Bedford	4-5	4-4	2	4	12
Turner	5-9	2-5	0	3	12
Askew	0-1	1-2	0	1	1
Becton	3-4	1-2	0	2	7
Bailey	1-2	0-0	1	1	2

Review



C-USA



Opponents



Players



Coaches



Preview



Media



History



**Memphis 76 • Baylor 60***March 17, 1988 • South Bend, Ind.  
Midwest Region • First Round*

Memphis	FG-A	3P-A	FT-A	RB	F	TP
Douglas	10-17	0-0	2-2	7	2	22
Ballard	1-4	0-0	5-6	5	4	2
Bailey	4-6	0-0	5-6	4	4	13
Boyd	7-17	0-0	6-7	1	3	20
Perry	4-9	0-1	0-0	4	2	8
Gibson	1-2	0-0	4-4	0	0	6
McLaughlin	0-2	0-0	0-0	2	4	0
Young	0-1	0-0	0-0	2	1	0
Mundt	2-3	0-0	0-0	5	1	4
<b>Totals</b>	<b>29-61</b>	<b>0-1</b>	<b>17-19</b>	<b>37</b>	<b>21</b>	<b>75</b>

Baylor	FG-A	3P-A	FT-A	RB	F	TP
Williams, F.	2-3	0-0	0-0	1	1	4
McLemore	0-1	0-0	0-0	1	2	0
Middleton	10-14	0-0	2-5	8	2	22
Hobbs	4-9	0-1	2-2	1	1	10
Williams, M.	4-11	1-4	4-6	3	3	13
Brown	0-0	0-0	0-0	2	0	0
Lindsey	1-1	1-1	2-2	0	5	5
Jones	1-3	0-0	0-0	3	3	2
Hunt	0-1	0-0	0-0	0	2	0
Francis	2-4	0-0	0-0	1	2	4
<b>Totals</b>	<b>24-47</b>	<b>2-6</b>	<b>10-15</b>	<b>21</b>	<b>20</b>	<b>60</b>

Memphis 33 42 — 75  
 Baylor 30 30 — 60

Attendance: 10,760; Officials: Birk, Shapiro, Maracich

**Purdue 100 • Memphis 73***March 19, 1988 • South Bend, Ind.  
Midwest Region • Second Round*

Memphis	FG-A	3P-A	FT-A	RB	F	TP
Douglas	2-5	0-1	2-3	7	2	6
Ballard	1-1	0-0	0-0	1	5	2
Bailey	1-6	0-0	0-0	3	4	2
Boyd	6-12	0-1	6-7	3	2	18
Perry	2-8	0-4	0-0	1	1	4
Gibson	2-10	2-6	1-2	4	1	7
McLaughlin	4-10	4-8	2-2	2	2	14
McClain	3-5	1-2	0-0	2	3	7
Young	0-2	0-0	0-0	3	2	0
Mundt	6-12	0-0	1-1	3	4	13
<b>Totals</b>	<b>27-71</b>	<b>7-22</b>	<b>12-15</b>	<b>33</b>	<b>26</b>	<b>73</b>

Purdue	FG-A	3P-A	FT-A	RB	F	TP
Jones	2-4	0-0	2-6	8	0	6
Mitchell	4-9	0-0	7-7	5	2	15
McCants	7-13	0-0	6-9	7	4	20
Stephens	4-9	1-5	0-0	4	4	9
Lewis	8-13	4-8	2-3	5	4	22
Reid	0-1	0-1	0-0	0	0	0
Berning	1-3	0-0	1-1	3	2	3
Jones	4-6	0-0	2-2	4	0	10
Brugos	1-1	0-0	0-0	0	0	2
Scheffler	4-6	0-0	5-5	6	1	13
<b>Totals</b>	<b>35-65</b>	<b>5-14</b>	<b>25-34</b>	<b>47</b>	<b>17</b>	<b>100</b>

Purdue 38 62 — 100  
 Memphis 33 40 — 73

Attendance: 10,760; Officials: Forte, Burch, Mayfield

**DePaul 66 • Memphis 63***March 16, 1989 • Boise, Idaho  
Midwest Region • First Round*

Memphis	FG-A	3P-A	FT-A	RB	F	TP
Gibson	4-12	0-3	1-3	2	4	9
McLaughlin	2-5	0-3	0-0	1	2	4
Madlock	1-2	0-0	0-0	0	2	2
Smith	4-8	0-0	1-2	5	1	9
Perry	4-13	1-2	6-8	5	2	15
Douglas	7-12	0-0	2-2	5	2	16
Ballard	1-1	0-0	0-0	2	4	2
Mundt	2-6	0-0	2-2	2	4	6
<b>Totals</b>	<b>25-59</b>	<b>1-8</b>	<b>12-17</b>	<b>23</b>	<b>21</b>	<b>63</b>

DePaul	FG-A	3P-A	FT-A	RB	F	TP
Murphy	3-6	1-2	0-1	1	2	7
Greene	4-7	2-3	4-6	4	4	14
Foster	0-4	0-0	0-0	2	1	0
Howard	1-1	0-0	0-0	0	2	2
Brundy	8-15	0-0	4-4	15	3	20
Booth	5-12	0-0	7-7	5	2	17
Price	0-0	0-0	0-0	4	2	0
Hamby	3-3	0-0	0-0	4	3	6
<b>Totals</b>	<b>24-48</b>	<b>3-5</b>	<b>15-18</b>	<b>38</b>	<b>19</b>	<b>66</b>

DePaul 36 30 — 66  
 Memphis 30 33 — 63

Attendance: 12,241; Officials: Higgins, Scott, Bell

**Memphis 80 • Pepperdine 70***March 19, 1992 • Milwaukee, Wis.  
Midwest Region • First Round*

Pepperdine	FG-A	3P-A	FT-A	RB	F	TP
Jones	6-10	0-0	1-2	6	2	13
Lear	2-7	0-0	3-6	2	3	7
Jenson	3-5	0-0	3-3	2	2	9
Lopez	3-8	1-6	0-0	2	3	7
Christie	8-17	1-5	6-10	7	4	23
Guild	3-6	2-4	1-1	2	3	9
Welch	0-2	0-0	0-0	1	0	0
Noether	1-3	0-0	0-0	1	2	2
<b>Totals</b>	<b>26-58</b>	<b>4-15</b>	<b>14-22</b>	<b>24</b>	<b>19</b>	<b>70</b>

Memphis	FG-A	3P-A	FT-A	RB	F	TP
Hardaway	8-15	3-5	2-4	8	3	21
Vaughn	3-9	0-0	2-2	5	2	8
Douglas	3-8	0-0	1-1	2	3	7
Madlock	3-9	0-0	9-10	7	1	15
Smith, B.	7-13	3-4	2-2	5	4	19
Duncan	2-2	0-0	0-0	4	2	4
Nolan	0-0	0-0	0-0	0	0	0
Smith, E.	1-2	0-0	2-2	4	1	4
Allen	0-1	0-0	2-2	7	2	2
<b>Totals</b>	<b>27-59</b>	<b>6-9</b>	<b>20-23</b>	<b>44</b>	<b>18</b>	<b>80</b>

Memphis 41 39 — 80  
 Pepperdine 28 42 — 70

Attendance: 18,250; Officials: Paparo, Gordon, Stigliano

**Memphis 82 • Arkansas 80***March 21, 1992 • Milwaukee, Wis.  
Midwest Region • Second Round*

Memphis	FG-A	3P-A	FT-A	RB	F	TP
Hardaway	4-9	3-4	3-5	6	5	14
Vaughn	11-15	0-0	4-5	8	2	26
Douglas	5-8	0-0	2-2	6	2	12
Madlock	1-6	0-0	5-8	2	5	7
Smith, B.	4-8	2-4	0-0	1	4	10
Duncan	0-0	0-0	0-0	0	0	0
Nolan	0-0	0-0	0-0	0	0	0
Smith, E.	3-5	1-1	2-4	3	2	9
Allen	2-2	0-0	0-0	2	0	4
<b>Totals</b>	<b>30-53</b>	<b>6-9</b>	<b>16-24</b>	<b>30</b>	<b>20</b>	<b>82</b>

Arkansas	FG-A	3P-A	FT-A	RB	F	TP
Day	5-11	3-6	1-2	6	5	14
Morris	6-12	0-0	3-4	9	2	15
Miller	7-11	0-0	0-0	8	3	14
Mayberry	3-13	0-6	2-3	1	0	8
Shepherd	2-5	0-1	1-2	4	3	5
Linn	0-0	0-0	0-0	0	0	0
McDaniel	1-6	0-1	0-0	0	2	2
Hawkins	5-6	0-0	12-13	2	4	22
Rimac	0-0	0-0	0-0	0	0	0
Biley	0-0	0-0	0-0	1	0	0
Wallace	0-2	0-0	0-0	1	0	0
Davis	0-0	0-0	0-0	0	0	0
<b>Totals</b>	<b>29-66</b>	<b>3-14</b>	<b>19-24</b>	<b>36</b>	<b>19</b>	<b>80</b>

Arkansas 44 36 — 80  
 Memphis 36 46 — 82

Attendance: 18,333; Officials: Paparo, McDonald, Reynolds



David Vaughn hit the game-winning shots against Arkansas in the 1992 Midwest Region second round and again against Purdue in 1995 to send the Tigers to the NCAA Midwest Regional semifinals.





## Memphis 83 • Georgia Tech 79 (ot)

March 27, 1992 • Kansas City, Mo.

Midwest Region • Regional Semifinals

Georgia Tech	FG-A	3P-A	FT-A	RB	F	TP
Mackey	4-10	0-0	5-6	10	3	13
Forrest	8-13	0-0	0-0	11	2	16
Geiger	2-4	0-0	1-2	3	5	5
Best	5-14	1-5	2-3	0	4	13
Barry	10-21	2-9	7-8	7	3	29
Hill	1-3	0-0	1-1	3	1	3
<b>Totals</b>	<b>30-65</b>	<b>3-14</b>	<b>16-20</b>	<b>41</b>	<b>19</b>	<b>79</b>

Memphis	FG-A	3P-A	FT-A	RB	F	TP
Hardaway	6-19	5-14	7-12	4	3	24
Vaughn	4-12	0-0	0-1	8	2	8
Douglas	7-13	0-0	2-2	5	3	16
Madlock	2-2	0-0	6-6	5	1	10
Smith, B.	6-11	1-3	2-2	2	2	15
Duncan	0-0	0-0	0-0	1	3	0
Nolan	0-2	0-2	0-0	0	1	0
Smith, E.	4-6	0-2	0-0	2	1	8
Allen	1-1	0-0	0-0	1	2	2
<b>Totals</b>	<b>30-66</b>	<b>6-21</b>	<b>17-23</b>	<b>35</b>	<b>18</b>	<b>83</b>

Ga. Tech 42 32 5 — 79

Memphis 36 38 9 — 83

Attendance: 14,388; Officials: Burr, Garibaldi, Reynolds

## Cincinnati 88 • Memphis 57

March 29, 1992 • Kansas City, Mo.

Midwest Region • Regional Final

Memphis	FG-A	3P-A	FT-A	RB	F	TP
Hardaway	4-9	3-7	1-2	4	5	12
Vaughn	3-7	0-0	3-6	2	3	9
Douglas	2-4	0-0	0-2	4	0	4
Madlock	2-5	0-1	1-3	2	4	5
Smith, B.	5-17	1-7	0-0	1	1	11
Scott	0-0	1-4	0-0	1	0	0
Mitchell	0-1	0-0	0-0	0	0	0
Duncan	3-5	0-1	0-0	3	2	6
Haynes	0-0	0-0	0-0	0	0	0
Nolan	0-1	0-1	0-0	0	1	0
Smith, E.	1-6	0-0	5-6	2	4	8
Allen	0-0	0-0	2-2	4	2	2
Young	0-1	0-0	0-0	0	1	0
Mundt	0-0	0-0	0-0	1	0	0
<b>Totals</b>	<b>20-56</b>	<b>5-21</b>	<b>12-21</b>	<b>29</b>	<b>23</b>	<b>57</b>

Cincinnati	FG-A	3P-A	FT-A	RB	F	TP
Nelson	2-4	0-0	2-2	4	0	6
Jones	9-13	1-3	4-4	13	1	23
Blount	5-8	0-0	3-5	4	3	13
Buford	4-7	1-3	6-6	2	2	15
Van Exel	8-11	4-5	2-4	5	1	22
Martin	3-4	0-0	2-3	5	4	8
Gibson	0-1	0-0	0-0	0	1	0
Ward	0-0	0-0	1-2	1	0	1
Reicheneker	0-1	0-1	0-0	1	0	0
Scott	0-1	0-0	0-0	0	3	0
Jackson	0-2	0-0	0-0	0	0	0
<b>Totals</b>	<b>31-52</b>	<b>6-12</b>	<b>20-26</b>	<b>36</b>	<b>15</b>	<b>88</b>

Cincinnati 46 42 — 88

Memphis 36 21 — 57

Attendance: 14,850; Officials: Valentine, Monje, Koskinen

## Western Kentucky 55 • Memphis 52

March 18, 1993 • Orlando, Fla.

Southeast Region • First Round

Memphis	FG-A	3P-A	FT-A	RB	A	F	TP
Hardaway	8-21	0-5	1-3	5	3	2	17
Allen	3-7	0-0	2-2	9	1	3	8
Douglas	6-14	0-0	2-6	9	0	4	14
Smith	3-7	0-2	0-0	1	2	4	6
Coles	1-3	1-2	1-2	2	4	2	4
Mitchell	0-0	0-0	0-0	0	1	1	0
Newsom	1-4	1-2	0-2	1	0	3	2
Horne	0-1	0-0	0-0	2	0	0	0
<b>Totals</b>	<b>22-57</b>	<b>2-11</b>	<b>6-15</b>	<b>33</b>	<b>11</b>	<b>18</b>	<b>52</b>

Western Ky.	FG-A	3P-A	FT-A	RB	A	F	TP
Mee	2-13	1-7	5-7	7	4	3	10
Brown	4-9	0-0	0-0	2	0	2	8
Hall	2-5	0-0	1-5	7	0	4	5
Bell	6-14	2-8	4-4	9	4	1	18
Horn	3-6	0-1	0-0	5	3	2	6
Fraliex	1-2	0-1	0-0	1	0	0	2
Robinson	0-0	0-0	0-1	2	1	0	0
Buntun	3-6	0-0	0-2	8	1	3	6
Flowers	0-0	0-0	0-0	0	0	0	0
<b>Totals</b>	<b>21-55</b>	<b>3-17</b>	<b>10-19</b>	<b>47</b>	<b>13</b>	<b>15</b>	<b>55</b>

Memphis 28 24 — 52

W. Kentucky 24 31 — 55

Attendance: 14,196; Officials: Edsall, Donato, Pugh

## Memphis 77 • Louisville 56

March 17, 1995 • Austin, Texas

Midwest Region • First Round

Louisville	FG-A	3P-A	FT-A	RB	A	F	TP
Kiser	3-8	3-7	0-0	1	1	5	9
Osborne	1-8	1-6	2-2	5	2	2	5
Walker	3-9	0-0	0-0	6	2	3	6
Wheat	10-19	6-10	2-3	6	1	1	28
Rogers	0-2	0-2	1-2	1	1	2	1
Johnson	1-4	0-1	0-0	4	0	2	2
Sims	0-1	0-1	1-2	1	1	1	1
Smith	1-2	0-0	0-0	2	0	4	2
Dantzler	0-3	0-3	0-0	0	1	0	0
Flynn	0-1	0-1	0-0	0	0	0	0
Farmer	1-1	0-0	0-0	2	0	0	2
<b>Totals</b>	<b>20-58</b>	<b>10-31</b>	<b>6-9</b>	<b>30</b>	<b>9</b>	<b>20</b>	<b>56</b>

Memphis	FG-A	3P-A	FT-A	RB	A	F	TP
Henderson	2-6	0-1	4-5	4	2	2	8
Wilson	5-6	0-0	1-3	6	1	3	11
Wright	7-9	0-0	2-3	6	0	0	16
Johnson	1-6	0-4	4-6	2	4	1	6
Garner	4-4	0-0	3-5	3	3	0	11
Wimmer	2-4	1-2	0-0	1	0	3	5
Vaughn	5-12	0-1	4-5	9	0	2	14
Mitchell	1-2	1-2	0-0	0	0	1	3
Newsom	1-5	1-3	0-0	1	0	0	3
Fox	0-0	0-0	0-0	0	0	1	0
Smith	0-0	0-0	0-0	0	0	0	0
Forrest	0-0	0-0	0-0	0	0	0	0
<b>Totals</b>	<b>28-54</b>	<b>3-13</b>	<b>18-27</b>	<b>38</b>	<b>10</b>	<b>13</b>	<b>77</b>

Memphis 38 39 — 77

Louisville 29 27 — 56

Attendance: 15,375; Officials: Higgins, Edsall, Richardson

## Memphis 75 • Purdue 73

March 19, 1995 • Austin, Texas

Midwest Region • Second Round

Memphis	FG-A	3P-A	FT-A	RB	A	F	TP
Henderson	5-11	1-1	0-0	6	0	2	11
Wilson	8-11	0-0	0-0	5	3	2	16
Wright	4-13	0-0	2-4	8	2	4	10
Garner	2-8	0-2	0-0	3	4	3	4
Johnson	7-15	4-7	0-0	4	4	2	18
Vaughn	5-8	0-1	2-2	7	1	4	12
Wimmer	2-5	0-0	0-0	2	2	3	4
Mitchell	0-0	0-0	0-2	1	0	1	0
<b>Totals</b>	<b>33-71</b>	<b>5-11</b>	<b>4-8</b>	<b>37</b>	<b>16</b>	<b>21</b>	<b>75</b>

Purdue	FG-A	3P-A	FT-A	RB	A	F	TP
Jennings	3-6	0-0	3-4	2	0	1	9
Martin	4-14	3-11	0-0	0	0	1	11
Miller	3-4	0-0	3-7	3	1	2	9
Waddell	3-8	2-5	4-4	3	6	2	12
Roberts	0-2	0-1	1-3	8	0	1	1
Hairston	5-5	0-0	4-5	4	1	1	14
Austin	2-3	1-1	0-0	1	1	1	5
Brantley	1-2	0-0	0-0	1	1	1	3
Foster	1-2	1-2	0-0	1	1	1	3
Dove	0-0	0-0	0-0	0	0	1	0
<b>Totals</b>	<b>24-50</b>	<b>7-20</b>	<b>18-26</b>	<b>30</b>	<b>10</b>	<b>14</b>	<b>73</b>

Memphis 41 34 — 75

Purdue 37 36 — 73

Attendance: 15,375; Officials: Monje, Rucker, Edsall

## Arkansas 96 • Memphis 91 (ot)

March 24, 1995 • Kansas City, Mo.

Midwest Region • Regional Semifinals

Memphis	FG-A	3P-A	FT-A	RB	A	F	TP
Wilson	5-7	0-0	1-1	7	1	2	11
Henderson	5-17	2-6	2-2	6	2	3	14
Wright	6-11	0-0	0-1	14	2	4	12
Garner	2-4	1-1	0-1	5	8	5	5
Johnson	10-18	5-9	7-10	2	5	4	32
Vaughn	2-7	0-0	3-5	9	0	2	7
Wimmer	3-7	1-5	0-0	1	1	3	7
Newsom	0-3	0-1	0-0	2	0	1	0
Mitchell	0-0	0-0	0-0	0	0	0	0
Nolan	1-1	1-1	0-0	0	0	0	3
<b>Totals</b>	<b>34-75</b>	<b>10-23</b>	<b>13-20</b>	<b>48</b>	<b>19</b>	<b>24</b>	<b>91</b>

Arkansas	FG-A	3P-A	FT-A	RB	A	F	TP
Thurman	5-12	4-5	3-4	2	4	2	17
Williamson	10-16	0-0	7-9	13	3	4	27
Martin	1-2	0-1	0-0	3	1	0	2
McDaniel	2-6	1-5	2-4	4	3	4	7
Beck	2-5	2-2	2-4	5	4	4	8
Dillard	6-12	4-8	3-4	4	0	1	19
Stewart	2-6	0-3	2-4	5	3	2	6
Rimac	1-3	1-3	0-0	2	1	0	3
Wilson	2-5	0-0	3-6	3	0	1	7
Robinson	0-1	0-0	0-0	0	0	2	0
Garrett	0-0	0-0	0-0	0	0	0	0
<b>Totals</b>	<b>31-68</b>	<b>12-27</b>	<b>22-35</b>	<b>44</b>	<b>19</b>	<b>20</b>	<b>96</b>

Memphis 34 49 8 — 91

Arkansas 43 40 13 — 96

Attendance: 16,153; Officials: Burr, Rose, Hall



**Drexel 75 • Memphis 63***March 14, 1996 • Albuquerque, N.M.  
West Region • First Round*

Drexel	FG-A	3P-A	FT-A	RB	A	F	TP
Myers	4-9	3-7	4-7	2	5	1	15
Guittar	4-7	2-3	0-0	5	2	4	10
Rose	8-12	0-0	5-6	15	3	2	21
DeRocckis	4-8	3-5	3-4	0	4	0	14
Overby	1-8	0-2	8-9	5	3	2	10
Gaffney	0-0	0-0	0-0	1	0	0	0
Neisler	0-0	0-0	0-0	1	1	0	0
Frey	2-2	1-1	0-0	2	0	3	5
Hudgins	0-0	0-0	0-0	2	0	1	0
Riley	0-0	0-0	0-0	0	0	0	0
Fishcher	0-0	0-0	0-0	0	0	0	0
<b>Totals</b>	<b>23-46</b>	<b>9-18</b>	<b>20-26</b>	<b>35</b>	<b>13</b>	<b>18</b>	<b>75</b>

Memphis	FG-A	3P-A	FT-A	RB	A	F	TP
Wilson	5-8	0-0	0-0	5	1	2	10
Henderson	4-8	1-2	0-0	1	0	4	9
Wright	8-17	0-0	0-0	10	3	4	16
Johnson	2-9	1-5	0-0	3	3	2	5
Garner	2-11	1-6	0-0	0	3	4	5
Gales	3-5	2-2	2-3	3	2	2	10
Smith	0-0	0-0	0-0	0	1	0	0
Hopson	2-3	0-0	1-2	2	0	1	5
Newman	0-2	0-0	0-0	6	1	1	0
Newsom	1-3	0-2	1-2	2	0	1	3
Finch Jr.	0-2	0-2	0-0	0	0	0	0
<b>Totals</b>	<b>27-68</b>	<b>5-19</b>	<b>4-7</b>	<b>34</b>	<b>14</b>	<b>21</b>	<b>63</b>

Drexel 40 35 — 75  
 Memphis 30 33 — 63

Attendance: 14,762; Officials: Rose, Gray, Wulkow

**Arizona State 84 • Memphis 71***March 20, 2003 • Oklahoma City, Okla.  
West Region • First Round*

Arizona State	FG-A	3P-A	FT-A	RB	A	F	TP
Diogu	9-11	2-2	2-2	5	1	5	22
Redhage	6-13	2-4	4-4	5	2	3	18
Smith	4-7	0-0	1-2	4	1	5	9
Dodd	3-5	0-1	0-0	2	1	3	6
Millage	6-15	1-4	4-6	11	9	1	17
Braxton	2-2	1-1	0-0	2	1	0	5
Crandall	0-1	0-1	1-2	0	0	0	1
Knight	1-4	0-1	4-6	6	1	3	6
Hill	0-1	0-0	0-0	1	0	0	0
Osborne	0-0	0-0	0-0	1	0	1	0
<b>Totals</b>	<b>31-59</b>	<b>6-14</b>	<b>16-22</b>	<b>37</b>	<b>18</b>	<b>19</b>	<b>84</b>

Memphis	FG-A	3P-A	FT-A	RB	A	F	TP
Carney	2-8	2-5	2-2	5	2	3	8
Erwin	0-2	0-0	0-0	2	0	1	0
Massie	8-14	0-1	4-8	13	1	0	20
Burks	6-11	1-2	2-4	0	5	5	15
Rice	3-8	2-6	0-0	0	0	2	8
Hunt	1-7	1-6	0-0	6	2	4	3
Richmond	1-5	0-0	0-0	4	0	1	2
Grice	2-8	1-7	2-2	3	1	0	7
Barron	2-6	0-1	4-5	7	0	2	8
Root	0-0	0-0	0-0	0	0	0	0
<b>Totals</b>	<b>25-69</b>	<b>7-28</b>	<b>14-21</b>	<b>42</b>	<b>11</b>	<b>18</b>	<b>71</b>

Memphis 33 38 — 71  
 Arizona St. 32 52 — 84

Attendance: 18,462; Officials: Cahill, Luckie, Maxwell

**Memphis 59 • South Carolina 43***March 19, 2004 • Kansas City, Mo.  
East Rutherford Region • First Round*

S. Carolina	FG-A	3P-A	FT-A	RB	A	F	TP
Powell	4-9	1-2	2-2	3	0	2	11
Brown	2-6	0-2	2-4	1	1	2	6
Kinsey	4-8	0-1	1-2	1	1	1	9
Boynton	0-2	0-2	0-0	4	1	3	0
Gonner	1-8	0-2	3-4	1	1	0	5
Kelley	2-4	0-1	2-2	7	3	1	6
Howell	0-0	0-0	0-0	1	0	0	0
Everett	0-0	0-0	0-0	0	0	0	0
Land	0-1	0-1	0-0	0	0	0	0
Wallace	1-2	1-2	0-0	1	0	2	3
Balkman	1-2	0-0	1-2	2	2	3	3
Chappell	0-0	0-0	0-0	0	0	0	0
<b>Totals</b>	<b>15-42</b>	<b>2-13</b>	<b>11-16</b>	<b>25</b>	<b>9</b>	<b>14</b>	<b>43</b>

Memphis	FG-A	3P-A	FT-A	RB	A	F	TP
Carney	10-17	6-12	0-0	10	1	0	26
Banks	2-10	0-3	2-2	2	2	3	6
Barclay	2-5	0-0	0-1	5	1	2	4
Burks	3-12	0-4	1-2	4	7	0	7
Rice	4-12	3-8	1-2	8	4	1	12
Avery	0-1	0-0	0-0	0	0	0	0
Erwin	0-0	0-0	0-0	0	0	5	0
Green	0-0	0-0	0-0	1	0	0	0
Lopez	2-2	0-0	0-0	2	1	4	4
Diarra	0-0	0-0	0-0	0	0	0	0
<b>Totals</b>	<b>23-59</b>	<b>9-27</b>	<b>4-7</b>	<b>36</b>	<b>16</b>	<b>15</b>	<b>59</b>

S. Carolina 18 25 — 43  
 Memphis 30 29 — 59

Attendance: 15,260; Officials: Haney, Kersey, Vinovich



Rodney Carney hit a Tiger NCAA Tournament record six three-pointers in Memphis' first round win over South Carolina. Carney scored 26 points and grabbed 10 boards in posting his fourth career double-double.

**Oklahoma State 70 • Memphis 53***March 21, 2004 • Kansas City, Mo.  
East Rutherford Region • Second Round*

Memphis	FG-A	3P-A	FT-A	RB	A	F	TP
Carney	2-8	1-5	3-3	5	1	1	8
Banks	3-11	2-4	3-7	5	0	4	11
Barclay	0-0	0-0	0-0	0	0	0	0
Burks	9-19	3-5	1-4	1	4	3	22
Rice	2-8	0-3	0-0	4	3	3	4
Avery	0-0	0-0	0-0	0	0	0	0
Lopez	0-0	0-0	0-0	0	0	1	0
Diarra	3-3	0-0	0-0	2	0	0	6
<b>Totals</b>	<b>20-50</b>	<b>6-17</b>	<b>7-14</b>	<b>22</b>	<b>9</b>	<b>15</b>	<b>53</b>

Oklahoma St.	FG-A	3P-A	FT-A	RB	A	F	TP
Graham, J.	8-11	3-5	2-6	4	2	1	21
McFarlin	6-8	0-0	1-2	10	3	2	13
Lucas	6-10	1-4	0-0	4	5	2	13
Bobik	3-5	1-2	3-4	4	3	3	10
Allen	4-9	0-1	3-5	4	4	2	11
Graham, S.	0-0	0-0	0-0	0	0	1	0
Weatherspoon	1-3	0-0	0-0	2	1	2	2
Miller	0-0	0-0	0-0	0	0	0	0
Crawford	0-1	0-0	0-0	2	0	3	0
<b>Totals</b>	<b>28-47</b>	<b>5-12</b>	<b>9-17</b>	<b>34</b>	<b>18</b>	<b>16</b>	<b>70</b>

Memphis 19 34 — 53  
 Oklahoma St. 41 29 — 70

Attendance: 17,667; Officials: Donato, Valentine, Haney



Chris Massie averaged a double-double during the 2002-03 season, helping lead the Tigers back to the NAAs for the first time in seven years.





## Memphis 90 • Oral Roberts 74

March 17, 2006 • Dallas, Texas

Oakland Region • First Round

Oral Roberts	FG-A	3P-A	FT-A	RB	A	F	TP
Tutt	4-11	2-5	1-2	0	4	2	11
Owens	5-7	0-1	3-5	11	1	3	13
Green	6-14	0-0	7-7	4	3	3	19
Michalec	3-6	0-0	1-2	4	0	2	7
Bluitt	3-4	3-4	2-2	0	1	3	11
Riouse	4-6	2-4	0-0	1	1	0	10
Ogunoye	0-0	0-0	0-0	0	1	0	0
Vealy	2-3	0-1	1-2	3	2	2	5
Fowkles	1-2	0-0	0-0	0	1	2	2
TEAM				1			
<b>Totals</b>	<b>28-53</b>	<b>7-15</b>	<b>15-20</b>	<b>24</b>	<b>14</b>	<b>17</b>	<b>78</b>

Memphis	FG-A	3P-A	FT-A	RB	A	F	TP
Williams, S.	6-9	2-4	0-0	1	3	4	14
Carney	7-14	3-8	2-5	5	0	2	19
Dorsey	2-6	0-0	1-2	4	2	5	5
Anderson	4-4	2-2	0-0	3	2	1	10
Washington	5-7	1-3	3-4	2	6	3	14
Williams, W.	0-0	0-0	0-0	0	0	0	0
Dozier	4-7	0-0	1-2	8	0	2	9
D.-Roberts	2-2	0-0	2-2	2	1	1	6
Allen	4-6	3-5	0-1	1	2	0	11
Cooper	3-6	0-0	0-0	5	0	3	6
TEAM				2			
<b>Totals</b>	<b>37-61</b>	<b>11-22</b>	<b>9-16</b>	<b>33</b>	<b>16</b>	<b>21</b>	<b>94</b>

Oral Roberts	39	35	—	74
Memphis	51	39	—	90

Attendance: 19,028; Officials: Burr, Cartensen, Clark

## Memphis 72 • Bucknell 56

March 19, 2006 • Dallas, Texas

Oakland Region • Second Round

Bucknell	FG-A	3P-A	FT-A	RB	A	F	TP
Mastropalo	1-1	0-0	3-4	4	2	1	5
McNaughton	5-9	0-0	5-7	8	3	4	15
Lee	3-11	1-4	4-4	3	2	3	11
Badmus	1-4	0-2	2-3	2	0	3	4
Bettencourt	1-4	1-3	9-9	4	1	4	12
Thomas	1-2	0-0	0-0	1	0	0	2
Brown	3-7	0-0	1-2	3	0	3	7
Griffin	0-1	0-1	0-0	2	0	1	0
Vegotsky	0-1	0-1	0-0	0	0	0	0
Mack	0-1	0-1	0-0	1	0	0	0
Morrison	0-0	0-0	0-0	0	0	0	0
Linthicum	0-0	0-0	0-0	0	0	0	0
V.-McClymont	0-0	0-0	0-0	1	0	1	0
TEAM				4			
<b>Totals</b>	<b>15-41</b>	<b>2-12</b>	<b>24-29</b>	<b>33</b>	<b>8</b>	<b>20</b>	<b>56</b>

Memphis	FG-A	3P-A	FT-A	RB	A	F	TP
Williams, S.	3-7	0-1	4-4	3	2	2	10
Carney	3-10	1-5	3-5	4	1	2	10
Dorsey	4-6	0-0	4-6	6	1	4	12
Anderson	5-7	3-5	0-0	0	0	1	13
Washington	1-6	1-2	5-7	1	0	2	8
Wade	0-1	0-0	0-0	0	0	0	0
Williams, W.	0-0	0-0	0-0	0	1	0	0
Dozier	0-1	0-0	0-0	3	1	0	0
D.-Roberts	3-4	0-0	3-4	3	1	4	9
McGrady	0-0	0-0	0-0	0	0	0	0
Allen	3-5	2-3	0-0	1	6	3	8
Long	0-0	0-0	0-0	0	0	0	0
Sandridge	0-0	0-0	0-0	0	0	0	0
Cooper	1-1	0-0	0-0	2	2	2	2
TEAM				2			
<b>Totals</b>	<b>23-48</b>	<b>7-16</b>	<b>19-26</b>	<b>25</b>	<b>15</b>	<b>21</b>	<b>72</b>

Bucknell	21	35	—	56
Memphis	31	41	—	72

Attendance: 19,251; Officials: Donato, Adams, Pollard



For the first time since 1992, the Tigers advanced to the NCAA Tournament Elite Eight. Memphis, the regional's No. 1 seed, fell to UCLA in contest and finished its thrilling 2005-06 campaign with a school-record 33 wins (33-4 record).

## Memphis 80 • Bradley 64

March 23, 2006 • Oakland, Calif.

Oakland Region • Regional Semifinals

Bradley	FG-A	3P-A	FT-A	RB	A	F	TP
Sommerville	4-13	1-4	9-10	8	0	4	18
O'Bryant	3-7	0-0	2-5	14	0	2	8
Bennett	4-13	1-2	0-0	0	0	5	9
Tauai	0-0	0-0	2-4	1	0	0	2
Ruffin	2-5	1-2	2-4	1	4	3	7
Brown	0-1	0-1	0-0	0	0	0	0
Franklin	2-6	2-5	0-0	2	2	1	6
Crouch	0-1	0-1	0-0	0	0	0	0
Andrews	0-1	0-0	0-0	1	0	1	0
Wright	5-13	0-1	4-4	6	0	2	14
Adams	0-0	0-0	0-0	0	0	0	0
TEAM				2			
<b>Totals</b>	<b>20-60</b>	<b>5-16</b>	<b>19-27</b>	<b>35</b>	<b>6</b>	<b>18</b>	<b>64</b>

Memphis	FG-A	3P-A	FT-A	RB	A	F	TP
Williams, S.	4-8	1-2	3-4	8	0	3	12
Carney	7-12	2-5	7-8	4	1	2	23
Dorsey	3-9	0-0	0-2	11	3	3	6
Anderson	3-6	2-4	0-0	5	1	2	8
Washington	8-14	1-3	1-2	3	1	1	18
Wade	1-1	0-0	0-0	1	0	0	2
Williams, W.	0-0	0-0	0-0	0	0	0	0
Dozier	1-2	0-0	0-0	0	0	3	2
D.-Roberts	2-3	0-0	0-0	1	0	0	4
McGrady	0-0	0-0	0-0	0	0	0	0
Allen	1-2	0-0	1-2	3	5	3	3
Long	0-0	0-0	0-0	0	0	0	0
Sandridge	0-1	0-0	0-0	0	0	0	0
Cooper	1-2	0-1	0-0	2	0	1	2
TEAM				3			
<b>Totals</b>	<b>31-60</b>	<b>6-15</b>	<b>12-18</b>	<b>41</b>	<b>11</b>	<b>18</b>	<b>80</b>

Bradley	30	34	—	64
Memphis	35	45	—	80

Attendance: 19,596; Officials: Hess, Valentine, Kersey

## UCLA 50 • Memphis 45

March 25, 2006 • Oakland, Calif.

Oakland Region • Regional Final

UCLA	FG-A	3P-A	FT-A	RB	A	F	TP
Bozeman	0-3	0-1	3-4	3	0	3	3
Mbah a Moute	0-4	0-0	2-4	7	1	3	2
Hollins	6-7	0-0	2-11	9	0	4	14
Farmar	1-9	0-2	2-4	3	3	0	4
Afflalo	2-9	2-4	9-10	3	0	1	15
Collison	1-2	0-0	2-3	3	1	1	4
Aboya	2-2	0-0	0-2	2	0	0	4
Mata	2-3	0-0	0-1	6	0	1	4
Roll	0-1	0-1	0-0	0	2	1	0
TEAM				0			
<b>Totals</b>	<b>14-40</b>	<b>2-8</b>	<b>20-39</b>	<b>36</b>	<b>7</b>	<b>14</b>	<b>50</b>

Memphis	FG-A	3P-A	FT-A	RB	A	F	TP
Williams, S.	2-9	1-5	3-6	8	1	4	8
Carney	2-12	1-5	0-0	2	0	4	5
Anderson	1-5	0-3	0-0	2	3	2	2
Dorsey	1-3	0-0	0-0	6	0	5	2
Washington	4-10	0-2	5-6	4	0	2	13
Williams, W.	0-0	0-0	0-0	2	0	1	0
Dozier	3-4	0-0	0-0	8	0	4	6
D.-Roberts	3-5	0-0	0-0	6	0	1	6
Allen	0-3	0-2	1-3	0	1	3	1
Cooper	1-3	0-0	0-0	1	0	3	2
TEAM				2			
<b>Totals</b>	<b>17-54</b>	<b>2-17</b>	<b>9-15</b>	<b>41</b>	<b>5</b>	<b>29</b>	<b>45</b>

UCLA	28	22	—	50
Memphis	21	24	—	45

Attendance: 19,689; Officials: Higgins, Lopes, Greenwood

*Following are chronological notes and interesting facts about the tradition-rich history of Memphis basketball. If you have any questions or can add something to this section, please call Lamar Chance, basketball media relations director at (901) 678-2337.*

## 1920s

- ▶ In the 1920s, West Tennessee State Normal School played its games in the Normal Cage, the YMCA and the Messick High School gym. The Normal Cage was a room in the Administration Building with the floor marked with the dimensions of a basketball court. The court allowed barely six inches from the court sidelines to the room's walls.
- ▶ Memphis Normal's first head coach was Frederick Grantham, who also started for the Tigers at forward. Grantham led U of M to a 22-8 record in his only season as player/coach. At this time, the Tigers were members of the Scholastic League and finished second in 1920-21.
- ▶ The second-winningest coach in Memphis history is Zach Curlin, who began his coaching career in 1924. Curlin was Mr. Everything, coaching basketball, baseball and football for 23 years at Memphis, while also serving as director of athletics and physical education. The Tigers lost to Memphis YMCA on Feb. 27, 1925, for the city championship.
- ▶ In the Jan. 25, 1925, *Commercial Appeal*, it was stated that "popular prices" for Tiger games would be 50 cents for adults and 25 cents for students and children.
- ▶ In 1928, the Tigers played their first season in the Mississippi Valley Conference and wound up playing in the title game against UT Martin Junior College. UT Martin won the game 38-37.
- ▶ The West Tennessee State Normal Tigers began the 1929 season playing in Memorial Gym, the school's new \$100,000 on campus facility. The first game in the new gym was against Cumberland College on Jan. 14, 1929, and the Tigers won 40-27. Normal's best player, Slick Headdden, was suspended for an infraction of training rules and did not play in the contest. That year, the Tigers finished second in the Mississippi Valley Conference and placed three players on the All-Conference team.

## 1930s

- ▶ Some of the outstanding players in the 1930s were Sam Hindsman, Milton Mayo, Bert Barnes, Doc Howell, Clyde Moore, Mooney Boswell, Red Humphreys, Jack Dodds, James Stroup, Elmer Vaughn, Otho Lynch, James (J.T.) Crawford and Alton Gardner.
- ▶ In the 1932 Mississippi Valley Tournament in Jackson, Tenn., the Tigers were scheduled to

play Sunflower Junior College, but Sunflower withdrew from the tourney. Officials of the tournament prepared to rearrange the bracket to give the Tigers another opening round opponent. Curlin threatened to withdraw from the tournament because he thought the Tigers were entitled to a bye. Curlin, however, decided to play UT Martin and won 44-25.

- ▶ The Tigers upset Jacksonville (Ala.) on January 22, 1937, at Memorial Gym. The win was big because all of Jacksonville's players were over six-feet tall, including its center who stood 6-5. The Tigers' tallest player was 6-2.
- ▶ On March 10, 1937, the *Commercial Appeal* wrote that Curlin, who had coached football for 15 years, would coach only basketball and serve as athletic director.
- ▶ The 1937-38 team had the dubious distinction of losing all 14 games it played. It stands as the only winless season in Tiger basketball history.

## 1940s

- ▶ Some of the top players in the 1940s were Leslie Steele, Sam Hindsman, Howard Street, E.L. Hutton, Wayne Franklin, Randall Smith, Coy Creason, Phil Hodson, Bennie Reed, Jack Graninger and Van Mathis.
- ▶ In 1941, West Tennessee State Teachers College became Memphis State College. The Tigers went on to win nine of 17 games that year under their new name and claimed the city championship by defeating Southwestern twice.
- ▶ The 1940-41 season saw the Tigers fall to the World Champion New York Celtics, 48-43, in Memorial Gym. The Celtics agreed prior
- ▶ to the game that they would not take any free throws, instead, getting the ball out of bounds. For three full quarters, forward Davey Banks and crew gave a dazzling exhibition and scored almost at will. Midway through the fourth quarter and leading by eight points, the Celtics famed comical circus went into action. At one point, Banks played for the Tigers and even the referee, Marion Hale, scored a bucket for the home team.
- ▶ The Tigers lost to Goldcrest 54-43 in front of 1,500 spectators at the Gaston Community Center. The game was part of a jubilee to raise money for the Dr. James Naismith Memorial.
- ▶ In a 72-41 win over Southwestern for the city championship in the 1941-42 season, star forward Leslie Steele scored a then record 42 points in front of a crowd of 600. It was the first time in Tiger history a player had scored over 40 points in a single game.
- ▶ There was no team in 1943-44 due to World War II, and the 1944-45 squad had to be made up of freshmen under the age of 18. Birthdays rolled around and two of the starters received presidential draft greetings.
- ▶ The 1947-48 season was the last season that Zach Curlin served as head coach.
- ▶ McCoy Tarry, known as the "little red head," became the fifth head coach in U of M history in 1948. Tarry came to Memphis from Brewers High School in Brewers, Ky. One part of Tarry's strategy was the use of five guards at the same time once the Tigers had a slight lead. The fivesome would then use their speed and quickness to freeze the basketball.
- ▶ Due to large crowds in the 1949-50 season,



*Memphis played its games in Memorial Gym from 1929-51, compiling a 106-67 record.*





two games had to be moved to Messick High Gym and the Shelby County Building.

## 1950s

- ▶ The 1950s was a time when University of Memphis basketball grew into a household name thanks in part to head coach Eugene Lambert. Lambert, who was assisted by "Stormin'" Norman Sloan, led the Tigers to their first-ever NCAA appearance in 1955, where they fell to Penn State in the first round. Lambert took the Tigers to a second-straight NCAA appearance in 1956. That year, the Tigers lost to Oklahoma City in the first round, as Memphis was forced to play without four starters (Forest Arnold, Win Wilfong, Ken Caldwell and Orby Arnold) because of NCAA rules on freshmen and four-year men. During Lambert's five years at the helm, the Tigers had four winning seasons and two 20-win campaigns.
- ▶ On Dec. 3, 1950, in a win over NATTC, substitute guard Roy Darnell received the honor of scoring the 100th point of the game for the Tigers with two minutes left. It marked the first time in school history a Tiger team had reached the century mark.
- ▶ On Dec. 6, 1951, the Tigers open up their home season at the new \$700,000 Fieldhouse gymnasium against Mississippi State in front of 3,500 spectators. The Bulldogs spoiled Memphis' opener 60-58. The gym was officially dedicated on Feb. 11, 1952, as Governor Gordon Browning delivered a speech prior to the game with Ole Miss.
- ▶ On Dec. 15, 1951, the Tigers started their longest road trip in school history by playing at Idaho. The trip lasted a solid month, and Memphis played 13 games in six different states — Idaho, Washington, Oregon, Hawaii, Alabama and Mississippi. During the 13-game span, Memphis went 7-6. The Tigers spent Christmas in Spokane, Wash., before hopping a plane to Hawaii on Dec. 30. The trip also included the program's first-ever plane ride.
- ▶ Memphis won the 1952 Tennessee NAIB basketball crown with a 45-38 win over Tennessee Tech at Cookeville. The Tigers earned the right to play in the National Tournament in Kansas City, Mo., where they defeated Baltimore 60-39, before being ousted by Portland 72-48 in the second round.
- ▶ Following the 1952 season, John Wallisa became the first-ever Memphis player to be drafted by the NBA. Wallesea went to the Minneapolis Lakers.
- ▶ Memphis took on the No. 1 ranked Pirates of Seton Hall in South Orange, N.J., on Jan. 22, 1953. The Tigers fell to the mighty Pirates, 103-85. The 85 points scored by Memphis were

the most tallied by an opponent against Seton Hall up to that point. While on their trip east, the Tigers played an exhibition game against the Knickerbockers, a professional team, at Madison Square Garden.

- ▶ Memphis defeated No. 4 Marshall College 104-85 at the Fieldhouse.
- ▶ In 1954, Lambert had the privilege to coach the first-ever Memphis All-American in Forrest Arnold. Arnold, who ranks fourth on Memphis' all-time scoring list, helped lead the Tigers to 62 wins in his four-year career. One highlight of his sterling career, was a school-record (at the time) 46-point game against Hardin-Simmons in the old Fieldhouse.
- ▶ Memphis upsets nationally-ranked Mississippi State 94-68, as legendary coach Adolph Rupp scouts the Bulldogs. Rupp's Kentucky squad was ranked No. 1 at the time. A reporter asked Rupp about the Tigers and Rupp responded by saying "no comment."
- ▶ Season tickets for the 1955-56 campaign were \$10 for 10 games.
- ▶ Bob Vanatta came to Memphis after serving as athletic director at Bradley. During his six

Kentucky 80-64 at the Fieldhouse. More than 1,000 fans were turned away at the door.

- ▶ Some say the true arrival of Memphis basketball came on Feb. 2, 1957, when the Tigers upset No. 3 ranked Louisville at the Ellis Auditorium 81-78. The Tigers were ranked 16th following the win over the Cards. Three nights later at the Fieldhouse, Memphis upset No. 20 Western Kentucky 86-84.
- ▶ The 1957 NIT marked a number of firsts for the Tigers. It was the school's first appearance in the NIT, first official game at the famed Madison Square Garden, and the Utah contest in the opening round was Memphis' first nationally-televvised game.
- ▶ Over 200 Memphis students piled into five chartered buses for the 17-hour ride to New York to watch their Tigers in the NIT. Another 300 fans were expected to make the trip in private cars. The bus arrived at the arena during halftime of Memphis' thrilling overtime win over St. Bonaventure. Bob Swander sank a last second shot as Memphis won 80-78, giving the Tigers the right to play Bradley for the title. Against Bradley, Win Wilfong scored 31 points



Bob Hope greeted the Tigers at Paramount Studios during Memphis' trip to the Pacific in 1951.

seasons at The U of M, Vanatta had a record of 109-34 and led the Tigers to three NITs and one NCAA appearance.

- ▶ The 1956-57 season turned out to be a special year for the Tigers. Not only was there a name change, but first-year coach Bob Vanatta took a cinderella team to the finals of the NIT in New York City. From that point, the name Memphis took on a different meaning. It was one of the most important years in Tiger basketball history.
- ▶ Memphis was ranked No. 12 in the nation on Jan. 5, 1956.
- ▶ On Jan. 11, 1956, the biggest crowd (4,000) in Memphis history saw the Tigers defeat Western

and was named MVP of the tournament. The Tigers lost the game, however, 84-83. On Mar. 24, the Tigers returned home as 2,000 fans, including Elvis Presley, greeted the team at Municipal Airport.

- ▶ On July 1, 1957, Memphis State College became Memphis State University.
- ▶ Memphis wins the prestigious 1957 Sugar Bowl Tournament on Dec. 30 with a 47-46 upset win over sixth-ranked Maryland in three overtimes. The Tigers upended Loyola-New Orleans the night before, 65-63.
- ▶ One of the finest players in Tiger history was Win Wilfong, who played from 1955-57. Wilfong scored 1,203 points in just two seasons

to put him 22nd on Memphis' all-time scoring chart. Wilfong was a first team Converse All-American in 1957.

- ▶ Other great players during the decade that helped put the Tigers on the basketball map were John Wallisa, Jack Butcher, Phil Hodson, Joe Nip McKnight, Dick Kinder (who scored 44 points against Marshall in 1953), Ken Caldwell, Bill McClain, Hoover Scott, Bob Swander, Elmore Fortner, Spud Hays, Jim Hockaday, Jack Graninger, Neal Doyle, Millard Davis, George Price, Skip Wolfe, Joe Gummersbach, Joe Smith and Orby Arnold.

## 1960s

- ▶ Bob Vanatta accepted the head coaching position at the University of Missouri in 1962 and long time assistant, Dean Ehlers, became the Tigers' eighth head coach. In his first year, the Tigers went 19-7 and received a bid to the NIT at Madison Square Garden. The Tigers were led that season by Larry Garber, Jamie McMahan, Hunter Beckman, John Hillman, Bob Neuman and King George Kirk.
- ▶ In 1961, Wayne Yates was voted by the Philadelphia Sportswriters as the best player to play in the Philadelphia area all season. Yates scored 25 points and ripped down 23 rebounds in a 78-74 win at Villanova.
- ▶ On Feb. 19, 1963, the Tigers played Dayton in front of a packed Fieldhouse. In fact, the fire marshalls stopped the game for several minutes to clear the aisles. At the time, Big Jack Eaton, the "Voice of the Tigers," was at a loss for words and did not have any interviews to fill the interrupted broadcast. So what did Big Jack do? He resorted to singing. Eaton was the "Voice of the Tigers" from 1959 to 1987. By the way, the Tigers won the game 61-59 when

Jamie McMahan tipped in a missed shot.

- ▶ The final season at the Fieldhouse was highlighted by Memphis' startling 83-65 win over No. 2 ranked Loyola-Chicago before a standing room crowd of 4,000 on Jan. 20, 1964. The final official game ever played in the Fieldhouse was on Feb. 26, 1964, when Memphis fell to Xavier 99-86. Prior to the 1964-65 season, however, the Tigers said good-bye to the Fieldhouse for good when they played the annual Blue-Gray game before a packed house.
- ▶ During the early 1960s, it was decided that Memphis needed a new facility to showcase its basketball program. In December of 1964, the 11,200-seat Mid-South Coliseum opened. The Tigers hosted Texas A&M in the first collegiate game ever played in the building and U of M defeated the Aggies 82-73 before 8,763 fans.
- ▶ Memphis began the 1965-66 season south of the border with exhibition games in Mexico City against Mexico Poly, National Physical Education School, LaSalle and the University of Americas.
- ▶ In 1965, the Rebounders Club was officially formed to help promote Tiger basketball on a fulltime basis. The organization, which is in its 40th year, has over 500 members.
- ▶ In 1966, Moe Iba became the Tigers' ninth head coach. In Iba's first year, the Tigers earned a trip to the 1967 NIT. That was the last tournament to be played in the old Madison Square Garden. Also on May 19, 1966, the Tigers became a member of the Missouri Valley Conference, making them the 24th school to enter the Missouri Valley family. The conference would later be referred to as "The Valley of Death" because no win came easy in the Valley.
- ▶ Iba was noted for his disciplinarian and hard-working style which was not the only factors

that brought the multitude of basketball enthusiasts to the games. Iba's vivid personality accounted for the sale of many tickets. As one supporter put it in 1966: "I'd pay two bucks just to see Iba."


## 1970s

- ▶ The 1970s saw the arrival of Memphis basketball to the national scene. The decade brought with it new coach Gene Bartow, and immediately he parlayed experienced players like James Douglas, Don Holcomb and Fred Horton with two young budding stars in Larry Finch and Ronnie Robinson. Bartow, who coached the previous six seasons at Valparaiso, promised a wide-open style of basketball along with a zone press defense and some man-to-man.
- ▶ In his first game as a Tiger in 1970, Finch scored 24 points and let Tiger fans know instantly they had a special player when he swished a 25-foot jump shot just five seconds into the game.
- ▶ Following Memphis' stirring 78-75 upset of Louisville on Jan. 9, 1971, the Tigers jumped into the Top 20 for the first time in a decade. On Jan. 15, the Tigers, with an 11-2 record, found themselves ranked 19th in the AP poll.
- ▶ The 1971-72 season marked the first for public address announcer Fred Cook. Cook worked his first game against Missouri-Rolla that year and would go on to enjoy a long relationship with the Tigers.
- ▶ In what some called at the time "the greatest game ever played in the Mid-South Coliseum," Memphis fell to No. 2 ranked Marquette 74-73 on Dec. 7, 1971. The Tigers enjoyed a five-point lead in the final minute of play, but a lane violation, missed free throw and a desperation basket on the game's final play gave Al McGuire's team the victory.
- ▶ On Feb. 2, 1972, 17,000 fans were waiting when the Tigers took the court in Louisville's Freedom Hall. It was a place where Memphis had never won in nine previous tries. Thanks to the scoring of Finch and the rebounding of Robinson, the Tigers defeated Louisville 77-69 to grab a share of the lead in the Missouri Valley Conference. Due to identical 12-2 conference marks, Memphis and Louisville played a playoff game on Mar. 11, 1972, in Nashville to determine which Missouri Valley team would represent the league in the NCAA Midwest Regional. Memphis lost to the Cardinals 83-72, and had to settle for its fifth NIT appearance.
- ▶ Perhaps the most remembered season in Tiger basketball history and the one that put Memphis State on the map permanently, was the 1972-73 campaign led by Finch, Robinson, Bill Laurie and newcomers Larry Kenon,



Memphis plays one final game in the Fieldhouse, the Blue-Gray intersquad game, prior to moving into the Mid-South Coliseum for the 1964-65 season.





*Memphis takes on UCLA in the championship game of the 1973 NCAA Tournament.*

Billy Buford, West Westfall and Bill Cook. The Tigers reeled off 14-straight wins during one stretch, captured the Missouri Valley title and received the school's first bid to the NCAA tournament since 1962. Playing in the regional finals in Houston, Texas, the Tigers knocked off South Carolina and Kansas State to advance to the Final Four for the first time in school history. The Tigers defeated Providence in the semifinals and earned a spot in the title game against the powerful UCLA Bruins, led by Bill Walton. The Tigers battled the mighty Bruins to a 39-39 halftime tie, but Walton was too much in the second half as UCLA defeated the Tigers 87-66. Walton hit an NCAA Tournament record 21 of 22 shots and scored 44 points to pace the Bruins. Finch and Kenon were the only Tigers to score in double figures. Finch netted 29 and Kenon tallied 20. Also that season, head coach Gene Bartow was named NABC National Coach of the Year.

- ▶ Larry Finch, Memphis' head coach from 1986 to 1997, rewrote the Memphis record book in 1973 claiming nine of 13 individual records. During his career, the 6-2 guard earned All-Missouri Valley Conference Team honors three times, MVC Player of the Year award in 1972 and 1973 and All-American accolades (seven teams). Finch's sportsmanship on the court and his community involvement off combined to make him one of the best-loved players ever to wear the Blue and Gray. Finch's number 21 is one of eight retired jerseys hanging in the rafters of FedExForum.
- ▶ In 1973, the Memphis established the M Club Athletic Hall of Fame. Each year an annual induction ceremony is held during the fall and eight new members are installed. Since its

inception, 39 former Tiger basketball players have been inducted into the M Club Hall of Fame. A complete list of basketball hall of famers is included in this section of the Memphis media guide.

- ▶ In 1974, Gene Bartow left Memphis and former Tiger All-American Wayne Yates was hired to guide the basketball team. Yates had served as an assistant coach under Bartow. In his five years at the helm, Yates led the Tigers to three-straight 20-win seasons, one NCAA and two NITs. During his tenure, the Tiger roster read like a Who's Who of college basketball with the likes of Bill Cook, Dexter Reed, John Gunn, Marion Hillard, Clarence Jones, John Washington, Alvin Wright, James

Bradley, Dennis Isbell, Hank McDowell and Otis Jackson all contributing to the Tigers' success.

- ▶ On June 13, 1975, Memphis announced that it was joining with five other major universities in the formation of a new athletic conference. The following is a statement that was released by athletic director Billy J. Murphy: "We are very pleased to announce that our president, Dr. Billy M. Jones, has approved Memphis' entrance into a new major basketball conference, which will begin operation immediately. The official name of the new conference is the Metropolitan Collegiate Athletic Conference, and can be referred to as the MCAC or the Metro 6." The Tigers joined with Cincinnati, Georgia Tech, Louisville, Saint Louis and Tulane.
- ▶ A tragic event hit the Tiger basketball program in the winter of 1976 when, after only three games, star player John Gunn was taken ill with a rare disease - Stevens-Johnson syndrome - and was admitted to the hospital on Dec. 11. Only 90 minutes before the tipoff of the Memphis-Ole Miss game on Dec. 21, at about 6:35 p.m., Gunn died from complications of the disease which attacks the body's mucous membrane. "John Gunn was a great, strong competitor, full of life and energy," athletic director Billy J. Murphy said. "It is very difficult to even imagine that he is gone. Our community and our University will miss him greatly. He fought with all his might to overcome this disease because that's the type person he was. Now it is up to all of us to carry on. That's the way John would have wanted it." The remainder of the 1976-77 season was dedicated to Gunn, and the players wore black bands on their uniforms as a sign of mourning.



*Gene Bartow's 1972 Memphis team was the first Tiger club in five years to advance to postseason play, accepting a bid to the National Invitation Tournament (NIT).*



In 1979, Wayne Yates left Memphis and Dana Kirk was hired to direct the Tiger basketball program. Kirk had led Virginia Commonwealth to a 24-5 record during the 1978-79 season, and prior to three seasons at VCU, was an assistant coach for five years at Louisville. He hired two young assistants in Larry Finch, former Tiger head coach, and Lee Fowler, current athletic director at North Carolina State, to help structure the program.

## 1980s

- ▶ In the 1980s, Memphis had such stars as Keith Lee, Elliot Perry, Andre Turner, Bobby Parks, Phillip "Doom" Haynes, Derrick Phillips, Baskerville Holmes, William Bedford, Willie Becton, Vincent Askew, Dwight Boyd, Sylvester Gray and Marvin Alexander. The Tigers made eight postseason tournaments (7 NAAs, one NIT) and registered a record of 230-87 (.726) during the decade.
- ▶ The 1980s saw the great one-on-one battles of Keith Lee vs Hakeem Olajuwon, Keith Lee vs Patrick Ewing and Keith Lee vs Wayman Tisdale, not to mention the classic Memphis-Louisville confrontations.
- ▶ In 1981, Memphis signed a 6-11 basketball phenom from West Memphis, Ark., who would rewrite the Tiger basketball record book. Keith Lee, who had led West Memphis High School to two undefeated seasons, made an immediate impact on Memphis basketball. During his four-year career, the Tigers went 104-24, made the NCAA Tournament four times, including one Final Four appearance in 1985, and claimed

three Metro Tournament titles.

- ▶ On Jan. 10, 1982, Memphis was voted the No. 1 ranked team in the country by both the Associated Press and UPI polls for the first time in school history. The ranking was short lived, however. That same night, Virginia Tech upset the Tigers in Blacksburg 64-56.
- ▶ In the second round of the 1983 NCAA Tournament, Memphis took on Georgetown in a game that will never be forgotten by Tiger fans. It would be a battle of Keith Lee against Patrick Ewing. Lee owned Ewing on this day, scoring 28 points and grabbing 15 rebounds to lead the Tigers to a 66-57 victory. The win set up a regional matchup with No. 1 ranked Houston and Akeem Olajuwon.
- ▶ The 1984-85 campaign would go down as another magical season for Tiger basketball. The Tigers breezed to a 24-3 regular season record and swept through the Metro Conference Tournament in Louisville before being sent to Houston, Texas, for the first round of the NAAs. Memphis defeated Pennsylvania, UAB, Boston College and Oklahoma to earn its second trip to the Final Four. The Tigers met Villanova in the semifinals in Lexington, Ky., and fell to the eventual champion 52-45. Memphis ended the year with 31 wins, the second-most ever in school history.
- ▶ The 1985-86 season got off to another flying start as the Tigers raced to a school record 20-0 start that included wins over nationally-ranked Kansas and Louisville. Memphis, ranked No. 2, traveled to Blacksburg, Va., to take on Virginia Tech, a team it had beaten by 22 points just five days earlier. But the Hokies handed the Tigers

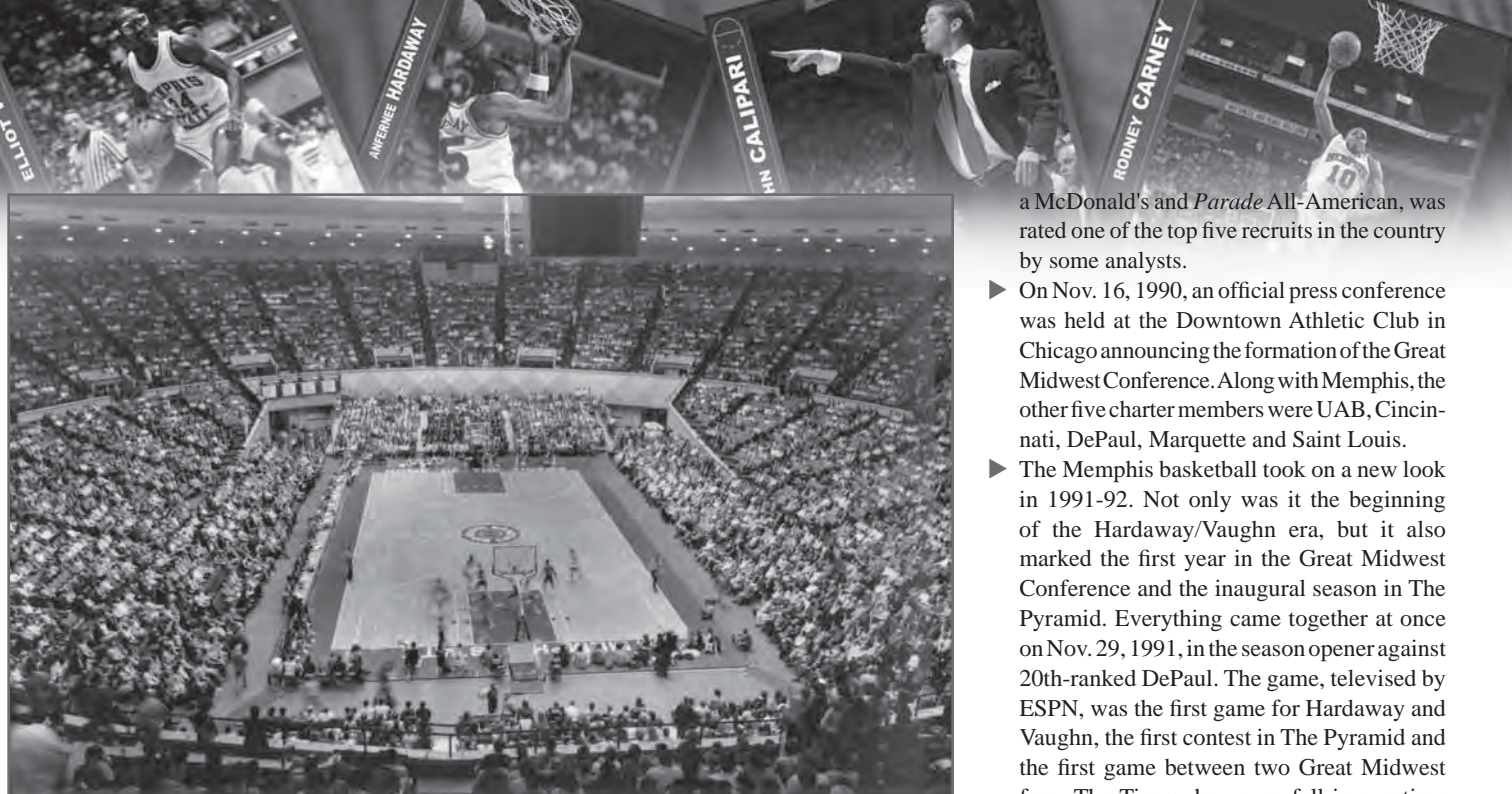
their first loss of the season 76-72. Memphis ended the year with a 28-6 mark and a final ranking of No. 7 by the Associated Press.

- ▶ After another NCAA appearance in 1986, Memphis basketball moved to a new era the following season, when it announced that former All-American guard Larry Finch would take over the reins as head coach. The announcement came on Sept. 25, 1986.
- ▶ In his first season, Finch inherited a team on probation and three key players lost to graduation and the NBA. No one expected him to win, so what did he do? Finch guided the Tigers to a 26-8 season, a Metro Tournament championship and was named *Basketball Times* Rookie Coach of the Year. With the Tigers on probation, Metro officials took a vote whether they should allow the Tigers to compete in the tournament. The vote was unanimous much to the chagrin of Louisville coach Denny Crum. "I don't think anybody should be in the Metro Tourney if they are on probation," said Crum. Memphis beat Cincinnati and South Carolina before beating Crum's Cardinals 75-52 for the third time that year.
- ▶ Finch's first season was also dubbed the "Season for Miracles" after Memphis' numerous comeback victories. In the season opener against Cleveland State, the Tigers trailed with 10 minutes to play before mounting a 70-66 come-from-behind victory. In one of the most incredible wins in Tiger history, Memphis trailed Oral Roberts on the road by seven points with 15 seconds left in the game. The Tigers ended up winning when John Wilfong hit a last second three-pointer. Dubbed the "Cardiac Kids," the Tigers forced Memphis officials to post signs warning people with heart conditions to not watch the Tigers play. After embarrassing Louisville on national television, New Orleans came to town and led the Tigers by eight points with under two minutes to play. Yes, you guessed it. Memphis reached into its bag of tricks and pulled out another miracle win on a last second shot by Wilfong. Memphis also went on to post come-from-behind victories over Southern Miss and South Carolina.
- ▶ One of Finch's first recruits as a head coach was the exciting Elliot Perry, who played for the Tigers from 1987-91. Perry, who had his jersey number 34 retired in 1992, is the second leading scorer in U of M history.
- ▶ One of the unbelievable highlights of the 1988-89 season was a 24-0 start for the Tigers against eighth-ranked Louisville in Freedom Hall. Memphis, however, had to hang on to win 72-67. That same year, the Tigers made the NCAA field as a No. 5 seed, and Finch was named Metro Coach of the Year.



Andre Turner tracks down a loose ball during the Tigers' 1985 NCAA Final Four game against eventual national champion Villanova.





## Mid-South Coliseum Attendance

Season	GM	ATTEND	AVG	RECORD	Season	GM	ATTEND	AVG	RECORD
1964-65	13	93,247	7,173	7-6	1978-79	18	146,929	8,162	12-6
1965-66	13	80,946	6,227	9-4	1979-80	17	162,892	9,581	11-6
1966-67	15	115,714	7,714	12-3	1980-81	14	133,384	9,527	9-5
1967-68	13	102,589	7,891	5-8	1981-82	18	169,855	9,436	18-0
1968-69	14	85,569	6,112	4-10	1982-83	16	171,357	10,709	14-2
1969-70	14	70,355	5,205	4-10	1983-84	22	229,705	10,441	20-2
1970-71	15	139,171	9,278	14-1	1984-85	15	160,684	10,712	15-0
1971-72	15	152,529	10,718	14-1	1985-86	16	179,200	11,200	16-0
1972-73	15	170,723	11,381	14-1	1986-87	18	181,513	10,084	15-3
1973-74	15	152,177	10,145	13-2	1987-88	19	206,086	10,885	16-3
1974-75	18	200,498	11,138	16-2	1988-89	15	159,121	10,608	14-1
1975-76	17	175,547	10,326	15-2	1989-90	17	183,136	10,773	15-2
1976-77	19	191,744	10,091	17-2	1990-91	17	185,900	10,935	12-5
1977-78	15	139,611	9,307	12-3	<b>Totals</b>	<b>433</b>	<b>4,140,902</b>	<b>9,563</b>	<b>343-90</b>

## 1990s

- The decade of the 1990s got off to a sweet start when the No. 1 high school player in the nation, Anfernee Hardaway, inked with the Tigers. The 6-7 swingman from Memphis' Treadwell High School, was the *Parade Magazine* National Player of the Year in 1990 after averaging 36.3 points, 10.1 rebounds, 6.2 assists and 3.3 steals a game.
- Hardaway, however, had to sit and watch during the 1990-91 season because he was unable to play due to academic problems. Patiently waiting, Hardaway was struck with tragedy in April of 1991 when he was shot in the foot while being robbed. Hardaway missed summer workouts, but was ready when practice opened on Oct. 15 with the bullet still lodged in his foot. On Oct. 26, the bullet was removed after it had shifted to a spot that was advantageous for removal. Hardaway was back to 100 percent, but still a little rusty after all the missed time.

- The 1990-91 season marked Memphis' last in the Metro Conference as the Tigers prepared to move to the Great Midwest. The Tigers enjoyed 16 successful seasons in the Metro, recording an overall 134-85 mark in conference games. Memphis also collected three regular season crowns and four tournament titles. The year also meant the end of the highly-competitive series with Louisville.
- Later that season, the Tigers closed out 27 years at the Mid-South Coliseum on a sour note by falling to Arkansas State 58-57 in the NIT second round. Memphis compiled a 343-90 (.792) record at the "Roundhouse," including three unbeaten seasons (1981-82, 1984-85, 1985-86). The Memphis athletic department recognized and invited back all the players, coaches and administrators that were associated with the program during the Mid-South years, to the final regular season game against Virginia Tech.
- In the fall of 1990, Finch's nephew, David Vaughn, inked with the Tigers. The 6-9 Vaughn,

a McDonald's and *Parade* All-American, was rated one of the top five recruits in the country by some analysts.

- On Nov. 16, 1990, an official press conference was held at the Downtown Athletic Club in Chicago announcing the formation of the Great Midwest Conference. Along with Memphis, the other five charter members were UAB, Cincinnati, DePaul, Marquette and Saint Louis.
- The Memphis basketball took on a new look in 1991-92. Not only was it the beginning of the Hardaway/Vaughn era, but it also marked the first year in the Great Midwest Conference and the inaugural season in The Pyramid. Everything came together at once on Nov. 29, 1991, in the season opener against 20th-ranked DePaul. The game, televised by ESPN, was the first game for Hardaway and Vaughn, the first contest in The Pyramid and the first game between two Great Midwest foes. The Tigers, however, fell in overtime to the Blue Demons 92-89.
- The Tigers struggled early in 1991-92 and carried just an 8-6 record after the first half. But then Hardaway and Vaughn started to click, and Memphis won 10 of its last 13 regular season games, including victories over Vanderbilt, No. 5 ranked Arkansas and No. 21 ranked Tulane. Memphis made it all the way to the championship game of the inaugural GMC Tournament, before losing to 14th-ranked Cincinnati 69-59. Memphis' season didn't end there, as it earned a trip to the NAAs as a No. 6 seed in the Midwest Regional at Milwaukee.
- In the opening round of the 1992 Tournament, the Tigers defeated Pepperdine to setup a second round game with sixth-ranked Arkansas. In a game filled with emotion, Memphis prevailed for the second time when David Vaughn hit the game-winner with five seconds left. Memphis advanced to the Sweet Sixteen and traveled to Kansas City, Mo., to meet Georgia Tech. It looked like the Tigers' season would end when Yellow Jacket center Matt Geiger completed a three-point play with 36 seconds left to give Georgia Tech a 74-70 lead. Memphis, however, kept the faith and its poise as Billy Smith sent the game into overtime with 11 seconds left on a running one-hander. In the extra period, Memphis hit 9-of-10 free throws to propel them to an 83-79 overtime victory. The Tigers were in the Elite Eight, but it was short lived as conference foe Cincinnati ended Memphis' run to the Final Four with an 88-57 win over the Blue and Gray. It marked the fourth time in 1991-92 that the Tigers had lost to the Bearcats.
- Elliot Perry (1987-91) joined an elite club on Feb. 8, 1993, when Memphis retired his jersey in a pregame ceremony. Perry became the sixth





Anfernee "Penny" Hardaway was a consensus All-America selection and a two-time Great Midwest Conference MVP during his career at Memphis.

Memphis player to be so honored. "He meant a lot to this program, and I'll be forever grateful to the little guy," former U of M coach Larry Finch said. "Everyone in America wanted him, but he stayed here. He's a role model-type individual. Everybody that knew him loved him." Perry graduated in May of 1992 with a degree in marketing.

- ▶ On June 11, 1992, Hardaway was named one of eight collegiate standouts selected to train with the 1992 Dream Team. The collegians were brought together to scrimmage the NBA stars from June 22-26 in San Diego to better prepare them for the Olympics in Barcelona. Others named to the squad were: Grant Hill (Duke), Allan Houston (Tennessee), Bobby Hurley (Duke), Jamal Mashburn (Kentucky), Eric Montross (UNC), Rodney Rogers (Wake Forest) and Chris Webber (Michigan).
- ▶ Larry Finch reached a milestone on Dec. 21, 1992 against Chaminade in Maui by competing in his 500th game as a player, assistant coach and head coach combined at Memphis.
- ▶ Against Georgia State on Jan. 4, 1993, Hardaway registered the school's first-ever triple-double with 21 points, 15 rebounds and a career-high 14 assists. Two nights later in a win over 18th-ranked Vanderbilt, Hardaway made it back-to-back triples with 26 points, 12 rebounds and 10 assists.
- ▶ On Feb. 6, Memphis upset fourth-ranked Cincinnati, 68-66 to record the school's 1,000th all-time basketball victory. The win gave the

Tigers a 72-year combined record of 1,000 wins and 644 losses (.608). The NCAA, however, did not recognize Memphis as winning its 1,000th game until it recorded three more victories. The reason for this discrepancy was because the NCAA did not acknowledge Memphis' participation in the 1982, 1983, 1984, 1985 and 1986 NCAA Tournaments where the Tigers compiled a combined 9-5 record because of violations. Therefore, the NCAA showed the Tigers entering the 1993-94 season with an all-time mark of 997-632. The Tigers, however, recognize the games as being played and went on to celebrate their milestone victory.

- ▶ Anfernee Hardaway became the highest drafted Memphis player ever when Golden State picked him as the third player in the first round of the NBA Draft on June 30, 1993. Hardaway, however, was a Warrior for just 20 minutes as Golden State traded him to Orlando for Chris Webber. The Magic also received first round picks in 1996, 1998 and 2000. "He was absolutely spectacular. He impressed everyone in the building and practically everyone within a half-mile," Magic President Dick DeVos said following Hardaway's workout the day before the draft. After the draft, *Boston Globe* writer Bob Ryan said "Shaquille O'Neal and Anfernee Hardaway will be in the '90s what Kareem and Magic were in the '80s."
- ▶ Other Hardaway highlights: Was the only player in Division I-A in 1991-92 and 1992-93, to rank in the top five in his respective conference in points, rebounds, assists, steals and blocked shots ... A two-time Great Midwest Conference MVP ... National Player of the Year finalist for John Wooden, Dr. James Naismith, Adolph Rupp and U.S. Basketball Writers ... Named to six different first team All-American squads ... Voted GMC Player of the Week a conference-record four times his junior year ... His 729 points as a junior were the most ever scored (at the time) in a single-season at Memphis and his 73 three-pointers were also a then new school mark ... Is the only player in Tiger history to score over 700 points, grab more than 200 rebounds, hand out 200-plus assists and collect 70 steals in a single-season ... Scored his 1,000th career point against Tennessee Tech on Jan. 18, 1993, in just his 50th game to become the third fastest to reach that milestone in Tiger history.
- ▶ In April of 1993, Larry Finch completed his recruiting class in fine fashion by inking one of the nation's top players in 6-6 Deuce Ford. The 1993 class was ranked as high as No. 2 in the country and was the best under Finch. Ford, Cedric Henderson and Johnny Miller were all rated among the nation's top 30 prospects.
- ▶ Memphis made history on Dec. 30, 1993, when

it became the first Division I program to televise a men's and women's basketball doubleheader live. The Lady Tigers hosted nationally-ranked Tennessee at The Pyramid, which preceded the Tigers' game with Georgetown. WPTY-TV in Memphis televised both games.

- ▶ On July 1, 1994, Memphis State University officially became The University of Memphis.
- ▶ The Tigers left for Australia to play an eight-game basketball tour on July 26, 1994. It marked the first-ever trip overseas for Memphis. The team went 5-3 on the 16-day trip, came closer together as a group and learned a lot about a different part of the world.
- ▶ On Mar. 2, 1995, the Tigers captured the 1995 Great Midwest Conference regular season title with a win at Cincinnati. Junior Michael Wilson exploded for 33 points.
- ▶ For the second time in his career, David Vaughn hit a last second shot, this time against Purdue, to send Memphis to the Sweet Sixteen. The Tigers went on to Kansas City, where they fell to Arkansas in an overtime heartbreaker 96-91.
- ▶ In April of 1995, Memphis became one of the 11 charter members of Conference USA. Other charter members were Charlotte, Cincinnati, DePaul, Louisville, Marquette, Saint Louis, Southern Miss, Tulane, UAB and USF.
- ▶ On Aug. 12, 1995, Lorenzen Wright left for Florida to practice with the 1995 World University Games team. Wright and his teammates flew to Japan on Aug. 24 to compete. Wright, a team captain, helped lead the USA to a 7-0



Larry Finch is the University of Memphis' all-time winningest coach, compiling a 220-130 record over the course of 11 seasons from 1986-1997. In the winter of 2000 Finch was honored as the U of M named the Tigers' practice facility for the former player and coach.





Before a standing room only crowd and an ESPN audience at Midnight Madness in 1995, Memphis senior forward Michael Wilson attempts to eclipse the record for the highest dunk.

record and a gold medal. Wright was the first player in Tiger history to play in major international competition and win a gold medal.

- ▶ Memphis began basketball practice for the 1995-96 season with Midnight Madness for the second-straight year. A standing-room crowd of 4,000 packed inside Elma Roane Fieldhouse with hundreds of more fans being turned away at the door. The highlight of the evening was Michael Wilson's attempt to break the Vertical Height Dunk Record of 11 feet, seven inches. Wilson attempted a dunk of 11 feet, eight inches and fell about one half inch from successfully making the attempt. ESPN covered Wilson's attempt.
- ▶ On Dec. 20, 1995, University of Memphis star Lorenzen Wright was named one of 10 finalists for the prestigious AAU Sullivan Award. Wright made the final cut from 36 nominees and was the only men's college basketball player to make the list. The AAU Sullivan Award is considered the "Oscar" among sports awards.
- ▶ On Feb. 20, 1996, Coach Larry Finch won his 200th career game with the Tigers' 91-66 victory over Southern Miss. The win also assured Memphis of a first-round bye in the C-USA Tournament.
- ▶ Lorenzen Wright was taken as the seventh overall pick in the 1996 NBA Draft by the Los Angeles Clippers. Wright became just the third Tiger player to be a lottery pick. Wright left Memphis following his sophomore season.
- ▶ Michael Wilson, who played for the Tigers from 1994-96, became a member of the Harlem Globetrotters in August of 1996. Wilson, who started being pursued by the Globetrotters that March, is the first Tiger in school history to join the world travelling and entertaining basketball team.
- ▶ Following Memphis' win over Southern Miss on January 30, 1997, Larry Finch announced at a press conference that he would be stepping down as head coach at the conclusion of the 1996-97 season. The announcement, carried live by local television stations, marked the end of an 11-year stint as leader of the Tiger program.
- ▶ On Mar. 27, 1997, athletic director R.C. Johnson introduced Tic Price as the Tigers' new head men's basketball coach to Memphis boosters and fans. Price came to the Tigers via New Orleans, where he was the head coach for three seasons.
- ▶ On June 25, 1997, former Tiger star Cedric Henderson was selected in the second round as the 45th overall pick in the NBA Draft by the Cleveland Cavaliers.
- ▶ Rookie Marcus Moody poured in a freshman record 41 points in the Tigers' 80-78 win at Oklahoma on Dec. 13, 1997.
- ▶ Memphis clinched the C-USA National Division title with an 89-76 win over Houston in the Tigers' final regular-season home game Feb. 26, 1998. The victory cinched a first-round bye for Memphis at the Conference USA Tournament, but the Tigers were upset by Southern Miss 85-57 in the quarterfinals played in Cincinnati.
- ▶ In March of 1999, Memphis and WMC-AM 790 finalized a three-year agreement for broadcast rights to Tiger football and basketball games. Memphis' game-day broadcasts returned to the station which had aired Tiger athletics for 28-consecutive years.
- ▶ On Nov. 14, 1999, Johnny Jones was named the Tigers' interim head coach in wake of Tic Price's sudden resignation that same day. Jones had been the Tigers' associate head coach during Price's two seasons in Memphis.
- ▶ Less than a week after Price's resignation, the Tigers were in Lahaina, Maui, Hawaii, preparing for their Nov. 22 season opener against Georgetown at the Maui Invitational. Freshman center Earl Barron set a Maui Invitational record, blocking eight shots in the Tigers' win over Chaminade during the tournament.

## 2000s

- ▶ Teammates, players, fellow coaches, family and friends honored the former Tiger player and coach as the University of Memphis

dedicated the Larry O. Finch Recreational Facility Feb. 17, 2000. Keynote speakers of the dedication were Memphis mayor Willie Herenton, Middle Tennessee State athletic director Lee Fowler, who was an assistant coach at Memphis in the 1980s, and UAB athletic director Gene Bartow, who coached Finch and the Tigers to the 1973 NCAA championship game. The who's who of invited guests included Ronnie Robinson, who came to Memphis from Melrose High School with life-long friend and teammate Finch and together led the Tigers to one of the most memorable moments in U of M basketball history. Both players' jerseys have been retired.

- ▶ John Calipari was introduced as the Memphis' 16th head coach on Mar. 11, 2000 during a press conference at The Pyramid. The press conference, held just hours after the conclusion of the 2000 OCG Conference USA Tournament, was broadcast live locally on television and radio.
- ▶ During an eight-year stint as coach at the University of Massachusetts, John Calipari's biggest rival in the Atlantic 10 Conference was Temple. And, in a nationally-televised game on ESPN, the Owls spoiled Calipari's debut in Memphis, defeating the Tigers 67-62 before a sellout crowd at The Pyramid.
- ▶ Memphis junior Kelly Wise set a Thompson-Boling Arena record with 21 rebounds in the Tigers' 86-76 loss at Tennessee Dec. 5, 2000. Later in December, he equaled the mark with 21 boards in a loss at Miami, Fla. Wise's 21 boards were the second-highest game total in Conference USA history. For the year, Wise had 363 rebounds to set a league record.



Kelly Wise (1998-2002) averaged a double-double over the last two seasons of his career and was named All-Conference USA both years.

## Memphis Basketball Athletic Hall of Fame Inductees

There are 39 former Tiger basketball players that have been inducted into the University of Memphis Athletic Hall of Fame, which began in 1973. To be eligible, a former Tiger must wait five years since he completed his eligibility. The following is a list of those in the Hall of Fame and year inducted:

Gene Fulghum.....	1975
Win Wilfong.....	1976
George Kirk.....	1978
Lowery Kirk.....	1979
Larry Finch.....	1981
Forest Arnold.....	1982
Frank Snyder.....	1983
Ronnie Robinson.....	1984
Skip Wolfe.....	1986
Mike Butler.....	1987
Larry Kenon.....	1988
Dexter Reed.....	1989
Bob Swander.....	1991
Bill Cook.....	1992
Leslie Steele.....	1992
George Price.....	1993
Otis Jackson.....	1993
Wayne Yates.....	1994
Alvin Wright.....	1994
Jack Butcher.....	1995
Phil Hodson.....	1996
Millard Davis.....	1996
Coy Creason.....	1997
Dr. Kenneth Caldwell.....	1997
Elmore Fortner.....	1997
Hunter Beckman.....	1998
Dwight Boyd.....	1998
Orby Arnold.....	1999
Keith Lee.....	1999
Don Holcomb.....	2000
Fred Horton.....	2000
Jim Hockaday.....	2001
Hank McDowell.....	2001
David Loos.....	2002
Elliot Perry.....	2002
Andre Turner.....	2003
Dr. Steve Ballard.....	2004
Bobby Parks.....	2004
Joe Proctor.....	2005

- Calipari's first season got off to a slow 4-8 start with the Tigers playing six schools which were ranked in the months of November or December. Memphis posted a 7-0 record during the month of January and won eight-straight games at one point. The Tigers, for the first time since becoming a charter member of Conference USA, swept four,

two-game series against National Division opponents.

- After advancing to the semifinals of the Conference USA Tournament, the Tigers opened play in the TiVo NIT with a 71-62 win at Utah on Mar. 13, 2001. Utah had won 91 percent of its games (150-14) at home over the last 11 years when the Tigers posted the win. Memphis went on to defeat Detroit 86-71 Mar. 29 in New York City's Madison Square Garden to capture third place at the tournament.
- Memphis held its annual awards banquet April 22 in the Cook Convention Center. Dubbed simply "The Banquet," the evening included Memphis native Isaac Hayes entertaining the 700 guests with two songs. Hayes also presented the team's MVP award to Kelly Wise.
- Junior center Earl Barron's work in the summer paid off as he was named to the 2001 USA Basketball Men's World University Games (WUG) Team, which traveled to Beijing, China. Barron averaged 3.3 points and 2.1 rebounds and shot 68.8 percent from the field and made both of his three-point attempts over the course of eight games during the WUGs. Team USA advanced undefeated through pool and quarterfinal play before suffering an 83-82 loss to host China and in the semifinals. Barron had five points, four rebounds and one assist in a tournament-high 15 minutes against a Chinese team which featured future NBA first-round pick Yao Ming. USA rebounded to defeat Germany 80-78 to medal for the 17th-straight time.
- Prior to the 2001-02 season, Memphis coach John Calipari teamed with Philadelphia 76ers and NBA Player of the Year Allen Iverson and Reebok to unveil the first of several new I3 basketball courts which were built throughout Memphis and Shelby County. The first dedicated courts were located near downtown at Foote Homes and Dixie Homes.
- The past, present and future of Memphis basketball was on display October of 2001 as the the Tigers played host to Memphis Madness in the Mid-South Coliseum. Memphis returned to the building which was home for the Tigers from 1964-91 for its annual preseason celebration. Honored during the evening were members of Memphis' 1957 NIT finalist team, the 1973 NCAA finalist squad, the 1985 NCAA Final Four team and the 1992 NCAA Elite Eight team.
- Before the year ever began, the Memphis announced a sellout of all season tickets on Oct. 28, 2001, for the upcoming season. For a second-straight year, the Tigers set a record for total paid attendance and went over 300,000 in season attendance for the first time in school history, drawing 349,737 in 21 games played at The Pyramid. The 16,654 per-game aver-

aged ranked second in school history only to the previous season's numbers.

- Memphis captured its first postseason title in any intercollegiate sport as the Tigers won the 2002 Owens Corning NIT championship. Earl Barron scored a career-high 25 points as the Tigers defeated South Carolina 72-62 in the title game played in New York's Madison Square Garden. Dajuan Wagner matched a career-high with 32 points two nights earlier and had the game-winning assist, a pass leading to a dunk by Kelly Wise with 18.6 seconds remaining, as the Tigers posted a 78-77 win over Temple in the tournament's semifinal game.
- Dajuan Wagner was named the MVP of the Owens Corning NIT, averaging 21.4 points over five tournament games. Earl Barron was named to the NIT All-Tournament Team.
- In his lone season as a Memphis Tiger, Wagner scored 762 points to set a Memphis single-season scoring record. He was named honorable mention All-America by Associated Press, Conference USA's Freshman of the Year as well as selected to the league's all-conference team and was an all-district pick by both the United States Basketball Writers Association and the National Association of Basketball Coaches. He was also selected to *The Sporting News* All-Freshman Team. Wagner averaged 21.2 points, 3.6 assists, 2.5 rebounds and 1.2



Dajuan Wagner hoists the MVP trophy after the Tigers captured the 2002 Owens Corning NIT championship in New York's Madison Square Garden. Memphis defeated South Carolina 72-62 for the title.





## Pyramid Attendance

Season	Gms	Avg.	Total	National Rank	Record
1991-92	16	16,142	258,272	8th	12-4
1992-93	17	15,107	256,822	12th	14-3
1993-94	16	11,205	179,274	33rd	10-6
1994-95	17	9,765	166,006	—	17-0
1995-96	17	14,235	241,996	16th	16-1
1996-97	15	11,980	179,703	—	11-4
1997-98	15	13,427	201,398	18th	11-4
1998-99	16	13,913	222,605	20th	11-5
1999-2000	17	11,974	203,550	25th	11-6
2000-01	17	17,110	290,864	6th	12-5
2001-02	21	16,225	340,723	10th	19-2
2002-03	16	16,643	266,283	7th	14-2
2003-04	15	15,432	231,481	10th	15-0
<b>Total</b>	<b>215</b>	<b>14,720</b>	<b>3,164,799</b>		<b>173-42</b>

steals during his rookie season.

- ▶ Kelly Wise wrapped up his collegiate career as Conference USA's all-time rebound leader (1,075) as well as one of the top 10 scorers in Memphis history (1,487 points). Wise struggled through the second half of his senior season with a knee injury, but with the senior healthy, the Tigers posted a 26-5 record. He was twice named the Conference USA Player of the Week during the season and three times during his career.
- ▶ Following its run to the 2002 NIT title, a victory parade was held for the Memphis Tigers on Beale Street April 6, and the Tigers were honored during a post-parade ceremony held in the W.C. Handy Performing Arts Park.
- ▶ After missing the first half of the 2002-03 season, Chris Massie made his senior-season debut by scoring 13 points and pulling down 12 rebounds in the Tigers' 77-74 win over No. 7 Illinois on Dec. 28, 2002. Massie earned

All-Conference USA honors, averaging 16.7 points, 10.8 rebounds and shooting 60.2 percent from the field.

- ▶ Memphis won for the first time in Fayetteville, defeating Arkansas 72-67 on Jan. 2, 2003. Memphis had lost all of its previous five games played against the Razorbacks in Northwest Arkansas.
- ▶ The Tigers gathered at the Calipari home March 16, 2003, to watch the NCAA Selection Show and learn of their postseason fate. The Tigers received a No. 7 seed and were sent to Oklahoma City for a first round game against Arizona State. ESPN was on hand for the selection party and interviewed John Calipari during its SportsCenter broadcast later that evening.
- ▶ The 2003-04 Tigers won the program's first conference title since 1995-96 when they captured a share of the Conference USA regular season crown. Memphis posted a 12-4 league mark.

- ▶ For the third-straight year, Memphis put together a long winning streak. The Tigers won 11-consecutive games from Jan. 17 through Feb. 24. In 2001-02, Memphis won 10 straight, and the 2002-03 Tigers won 12 straight.
- ▶ Memphis closed The Pyramid with an undefeated record at home in 2003-04. The Tigers went 15-0 in their final year in The Pyramid. In the 13-year history of the facility, the Tigers put together an impressive 173-42 record.
- ▶ Memphis ranked among the top 10 in the nation in attendance for the fourth-straight year. The Tigers ranked No. 10, averaging 15,432 fans per game at The Pyramid.
- ▶ In the final Associated Press poll, Memphis was ranked No. 24, marking the first time since 1985 and 1986 that the Tigers finished in the AP poll in back-to-back years. The 2002-03 Tigers were ranked No. 19 in the final AP poll.
- ▶ Memphis earned a second-straight NCAA Tournament bid in 2004. The Tigers were the No. 7 seed in Kansas City, Mo., and defeated South Carolina in the first round. The NCAA Tournament win was the program's first since 1995. In the second round, Memphis fell to No. 2 seed Oklahoma State, which went on to advance to the Final Four.
- ▶ Senior Antonio Burks capped a brilliant collegiate career with the C-USA Player of the Year honor. Burks became Memphis' first player of the year honoree since Anfernee Hardaway earned the accolade in 1993 when the Tigers were in the Great Midwest Conference. Burks finished his career with 487 assists and 177 steals, both ranking in the top 10 in Memphis history.
- ▶ Sean Banks was named Conference USA's Freshman of the Year, marking the second time in three years that a Tiger took home the honor (Dajuan Wagner in 2002). Banks also earned ESPN.com's National Freshman of the Year accolade, and was a consensus pick National All-Freshman Team pick.
- ▶ The Memphis basketball program entered a new era in 2004-05 when the Tigers moved to FedExForum, its new homecourt. The Tigers posted a 16-7 home mark in their first year at FedExForum.
- ▶ John Calipari won his 300th game as a collegiate head coach. He joined Roy Williams, Everett Case, Jim Boenheim, Nolan Richardson and Denny Crum as the only head coaches to win 300 games in their first 13 seasons.
- ▶ Anthony Rice and Rodney Carney became the 39th and 40th players in Memphis history to reach the 1,000-point milestone.
- ▶ Darius Washington Jr. was a consensus National Freshman All-America Team pick. He was also C-USA Freshman of the Year.
- ▶ The 2005-06 Memphis squad took its fans on

a ride that had not been seen since the early-to-mid 1980s, recording a 33-4 mark, winning a conference title and making a deep run into late March in the NCAA Tournament.

- ▶ The Tigers won a school-record 33 games in posting a 33-4 mark in 2005-06. The 33 wins tied NCAA champ Florida for the most victories by any Division I team that season.
- ▶ The 2005-06 Memphis squad earned the program's first-ever NCAA Tournament No. 1 seed and advanced to the regional final (Elite Eight) for the first time since 1992.
- ▶ The Tigers swept the Conference USA regular season and tournament titles. It was Memphis' second regular season crown in three seasons and the program's first-ever C-USA postseason tournament title.
- ▶ Memphis finished the year ranked in the top 10 in both final national polls. The Tigers were No. 4 in the final Associated Press poll and No. 6 in the final ESPN/USA Today poll. Both were the highest final rankings in school history.
- ▶ The 2005-06 Tigers posted the third-longest win streak in school history at 15-straight wins.
- ▶ Memphis posted a 19-1 home record in its second year at FedExForum. The 19 home victories were the most by a Tiger team since 1983-84 squad won 20 home contests (20-2 record).



### FedExForum Attendance

Season	Gms	Avg.	Total	National Rank	Record
2004-05	23	10,552	242,696	—	16-7
2003-04	20	14,866	297,328	13th	19-1
<b>Total</b>	<b>43</b>	<b>12,559</b>	<b>540,024</b>		<b>35-8</b>



Rodney Carney was a consensus All-America second team pick in 2005-06. The C-USA Player of the Year was also a finalist for three National Player of the Year awards.


- ▶ The Tigers went 10-1 in road games in 2005-06, and Memphis was the last team in the country to lose a road game.
- ▶ The Tigers set nine single-season team records, including most points, most three-pointers made, most steals, most blocks and best defensive field goal percentage.
- ▶ The Tigers ranked among the NCAA statistical leaders (top 15) in seven different categories, including field goal percentage defense (2nd), won-loss percentage (2nd), scoring margin (5th), blocked shots (8th) and steals (12th).
- ▶ Memphis also ranked among the NCAA's top 15 in home attendance in 2005-06. The Tigers were ranked No. 13 with an average of 14,866 fans per game.
- ▶ The Tigers swept the Conference USA postseason awards, with John Calipari taking home Coach of the Year honors, Rodney Carney Player of the Year and Shawne Williams Freshman of the Year.
- ▶ Rodney Carney and Darius Washington Jr. were selected to the All-Conference USA first team, while Shawne Williams was named to the league's third team.
- ▶ Shawne Williams and Chris Douglas-Roberts were named to the Conference USA All-Freshman Team.
- ▶ Rodney Carney, Joey Dorsey and Shawne Williams were picked to the Conference USA All-Tournament Team. Williams was tabbed the tournament's MVP.
- ▶ John Calipari moved into the No. 6 spot on the NCAA list for most coaching wins in the first 14 seasons with 337 victories.
- ▶ Rodney Carney moved into the No. 3 spot on the Memphis all-time scoring chart with 1,901 points. Darius Washington Jr. became the 41st 1,000-point scorer in Memphis history in 2005-06. He finished his career with 1,054 points (No. 34).
- ▶ Rodney Carney was a consensus All-America second team pick. He was named to the Associated Press (second team), *Sports Illustrated* (second team), USBWA (second team), NABC (second team), Rivals.com (third team), Collegehoopsnet.com (third team) and Collegeinsider.com All-America squads. He was also picked a Collegeinsider.com Defensive All-America.
- ▶ Rodney Carney was finalist for three National Player of the Year honors (Naismith Award, Oscar Robertson Trophy, Adolph F. Rupp Trophy).
- ▶ Darius Washington Jr. was named an Associated Press All-America honorable mention.
- ▶ Darius Washington Jr. was a finalist for the Bob Cousy Award, given each year to the nation's top point guard.
- ▶ Shawne Williams was a consensus National Freshman All-America pick. He was named to *The Sporting News*, Collegeinsider.com, Rivals.com and Collegehoopsnet.com National Freshman All-America squads.



*Hanging from the rafters in FedExForum are eight Tiger jerseys which symbolize the great success that The University of Memphis basketball has enjoyed over its 82-year history.*

*The retired jerseys belong to Win Wilfong (#22), John Gunn (#44), Larry Finch (#21), Ronnie Robinson (#33), Keith Lee (#24), Elliot Perry (#34), Anfernee Hardaway (#25) and Forest Arnold (#13). Wilfong's was the first jersey the Tigers retired.*

*Following in order of induction, are biographies of the eight players whose exploits in the Tiger blue and gray have earned them the distinction of having their jerseys forever hang high above FedExForum.*




## 22 Win Wilfong

The late Win Wilfong, who stands 22nd on the University of Memphis' all-time scoring list with 1,203 points, played basketball for the Tigers from 1955-57 and led the Tigers to a 44-13 mark.

Wilfong played under coaches Eugene Lambert and Bob Vanatta and was considered, at the time, the best player in Tiger history. Wilfong, a versatile player, could do it all in his time — score, rebound and handle the basketball. In the U of M record book, he currently stands in the top 10 in several different statistical categories. For his career, Wilfong averaged 21.5 points and 12.3 rebounds a game. In the 1955-56 season against Union, Wilfong poured in 40 points, which stands as the seventh-most in a single game at the U of M. In fact, Wilfong had 30 or more points in 11 different games during his career.

In the 1956-57 season, which some say was the true arrival of Memphis basketball, Wilfong led the Tigers to their first NIT bid at famed Madison Square Garden. The Tigers opened up with a 77-75 win over Utah in the U of M's first-ever nationally-televised game. Two nights later, the Tigers upended Manhattan 85-73, and then slipped past St. Bonaventure 80-78 on a last second shot. In the title game against Bradley, Wilfong scored 31 points and was named MVP. The Tigers, however, lost the game 84-83.

Also in 1957, Wilfong became the U of M's first-ever first team All-American when he was named to the Converse All-American first team. In 1956, he was honored by United Press International as an honorable mention All-American.



## 44 John Gunn

Nicknamed "Big John," the late John Gunn was a valiant young man who won the hearts and genuine admiration of all. He was courageous, competitive and a winner. Gunn played on the Wayne Yates-coached teams from 1974 to 1976.

As a freshman, Gunn averaged 12 points and 10 rebounds a game and played a big factor in Memphis' impressive 20-7 record that included a trip to the NIT. That year his teammates voted him "Mr. Hustle." As a sophomore, the 6-foot-9 Gunn averaged 10 points and eight rebounds. His career-high game was 25 points as a freshman against Buffalo State, but his best game was against Louisville his sophomore year in the Metro Tournament when he scored 18 points, grabbed 10 rebounds and blocked two shots.

A tragic event then struck the Tiger basketball program at the start of the 1976-77 season. After just three games, Gunn was taken ill with a rare disease, Stevens-Johnson Syndrome, and admitted to the hospital. Ten days later on Dec. 21, Gunn was pronounced dead at the age of 21 due to complications of the disease.

Gunn attended Melrose High School, where he played for Coach Verties Sails. His senior year at Melrose, along with Tiger teammates Alvin Wright and James Bradley, the Wildcats were undefeated and won the Tennessee state championship with a 35-0 record. That same year, Gunn was chosen as one of the five best basketball prospects in the nation and was voted the Tennessee Player of the Year.



## 21 Larry Finch


When you think of University of Memphis basketball, you immediately think of Larry Finch. The legendary player, assistant coach and former head coach was synonymous with Tiger basketball for 25 years. Finch's jersey was retired on Nov. 30, 1974.

Finch, who competed in over 500 games as a Tiger player and coach combined, ranks fourth behind former Tiger stars Keith Lee, Elliot Perry and Rodney Carney on the Memphis all-time scor-

ing list with 1,869 points. Finch was the catalyst in Memphis reaching the NCAA Final Four for the first time ever in 1973, when the Tigers lost to UCLA and Bill Walton in the national finals. During the 1973 tournament, Finch averaged 26.8 points a game, including 29 against the Bruins.

In Finch's three years at Memphis, the Tigers put together a record of 63-21 and either won or tied for two Missouri Valley Conference Championships. He earned honorable mention All-American honors from both the Associated Press and United Press International, and was named to four other All-American teams his senior season after breaking nine individual the U of M records at the time. Finch was also the Missouri Valley Conference Player of the Year in 1972 and the conference's Newcomer of the Year in 1971.

Finch, who holds the record for most points scored in a game, is still ranked in the top five in over 20 different statistical categories.



## 33 Ronnie Robinson

One of the best rebounders in Tiger history, the late Ronnie "Big Cat" Robinson teamed with Larry Finch to lead Memphis to the 1973 Final Four. Robinson played on the varsity team from 1970-73 under Coach Gene Bartow.

Robinson, a Tiger All-American, came to Memphis from Melrose High School with his life-long friend and teammate Finch. Together, they rewrote the U of M basketball record book and led the team to its finest moment. In the U of M's run to the title game against UCLA, Robinson averaged 14.0 rebounds a game and had three double-doubles in the Tigers' four tournament outings. He pulled down 17 boards against South Carolina, 16 versus Kansas State and Providence and seven in the loss to the Bruins.

Robinson was a three-year starter who worked as both a center and forward. He averaged in double figures in both scoring and rebounding throughout his career and still holds the distinction of being the one of only four Tigers to have scored 1,000 points and have 1,000 rebounds.

Against Tulsa in 1971, Robinson scored a career-high 30 points and, ironically, set the school rebounding record in the same game with 28 boards.

Robinson had three other games in his career in which he collected 24 caroms. He was a three-time All-Missouri Valley Conference selection, was named to the Vanderbilt Classic and Sun Bowl All-Tournament teams and received All-

America honors (Converse and *Basketball News*) as a senior. Robinson still holds the school record for highest field goal percentage in a career (57.7) and is the fourth all-time leading rebounder with 1,066. As a junior, Robinson finished ninth in the nation in field goal percentage.

Robinson, who stands 26th on Memphis' all-time scoring list with 1,150 points, was drafted in the fourth round of the NBA Draft by the Phoenix Suns in 1973, but ended up signing with the Memphis Tams of the ABA.



## 24 Keith Lee

Prior to the arrival of Anfernee Hardaway, Keith Lee was considered the best to have ever donned the Blue and Gray. Lee, who gave the Tigers instant success, playing on Memphis teams from 1981-85.

Lee was arguably the most successful Tiger. During his four years, Memphis compiled a 104-24 (.813) record, made four-straight NCAA appearances, including one Final Four, guided the Tigers to three Metro Conference tournament titles, led Memphis to a then school-record 31 wins in 1984-85 and helped put the Tigers in the final AP Top 20 poll all four seasons. The U of M was rated fifth in 1985.

As for his individual accomplishments, Lee was an AP All-American four years in a row, a consensus first team All-American in 1985, the Metro Conference Player of the Year in 1982 and 1985, the Metro Conference Tournament MVP in 1982 and 1984, the Metro Conference Freshman of the Year in 1982 and was first team All-Metro all four years. Also during his career, Lee was chosen to All-America teams by UPI, Converse, *The Sporting News*, *Basketball Weekly*, USBWA, *Basketball Times*, ESPN and NABC.

Lee is Memphis' all-time leading scorer with 2,408 career points and the school's all-time leading rebounder with 1,336 career boards.

The 6-foot-11 center's finest year was 1984-85 when he put the Tigers into the Final Four in Lexington, Ky. Lee led the Tigers to a 24-3 regular season record and a Metro Conference Tournament title.

Following his senior season, Lee was taken in the first round of the NBA Draft by the Chicago Bulls as the 11th overall pick.



## 34 Elliot Perry

Elliot Perry, who is the University of Memphis second all-time leading scorer, was one of the finest point guards to ever play for the Tigers.

The 6-foot, 150-pound Perry, led the Tigers to four-straight postseason tournaments and 76 wins. Perry, who played and started every game of his career, paced the Tigers in scoring, assists and steals three years in a row.

Coming out of Treadwell High School, Perry was rated one of the best players in the country. He averaged 34.5 points a game as a prep senior and was named the Tennessee state Player of the Year and was tabbed a McDonald's All-American.

He didn't let up as a Tiger either. In his freshman season, Perry put the team on his shoulders and led them to a 20-12 record and an NCAA bid. That year, Perry was named Metro Conference Freshman of the Year and was considered the top freshman point guard in the country by *Sport Magazine*.

In Perry's senior season, the little guy led the Metro Conference in scoring with a 20.8 average and steals with 85. Perry was voted first team All-Metro Conference and finished second in the Metro Player of the Year tabulation. Perry also became Memphis' and the Metro Conference's career leader in steals with 300 and became just the 10th player in NCAA history to collect as many. He also hit game-winning buzzer shots against Florida State and Miami and hit a three-pointer at the buzzer to send the East Tennessee game into overtime. Against ETSU, Perry scored a career-high 42 points.

For his career, Perry is ranked in the top 10 in over 25 different statistical categories.

Perry's number 34 jersey was retired in February of 1992.



## 25 Anfernee Hardaway

The most electrifying player in Tiger history, Anfernee "Penny" Hardaway became the seventh player to have his jersey retired when the University of Memphis honored him on Jan. 23, 1994.

Hardaway, who last played with the New

York Knicks in 2005-06, enjoyed a fabulous two seasons with the Tigers by leading the squad to two-straight NCAA appearances, including an Elite Eight showing in 1992.

For his career, Hardaway guided the Tigers to a 43-23 record (.652), eight wins over nationally-ranked teams and recorded the school's first-ever triple-doubles. His two-season scoring numbers are good enough to be tied for 13th-best all-time and he set numerous other records in just 66 games.

The people who were fortunate enough to see the consensus All-American and two-time Great Midwest Conference Player of the Year should cherish those moments forever. He could do it all on the basketball court — score, pass, rebound, block shots, collect timely steals and bring a crowd to its feet with electrifying slam dunks. Hardaway also had the ability to make at least one play every game that would leave an entire crowd, at home or on the road, shaking their heads in total amazement. He was truly a special player.



## 13 Forest Arnold

On January 14, 1995, the University of Memphis recognized former Tiger great Forest Arnold by retiring his jersey No. 13 in pregame ceremonies.

Arnold, who played for the Tigers from 1952-56, was the first-ever All-American in school history. During his career, Arnold helped lead the Tigers to 62 wins, including the school's first-ever NCAA appearance in 1955 against Penn State.

Arnold is the school's fifth all-time leading scorer with 1,854 career points and ranks as Memphis' second career rebounding leader with 1,109. Arnold is one of just four players in Memphis basketball history to score more than 1,000 points and grab more than 1,000 rebounds.

One of many highlights during his sterling career was a school-record (at the time) 46-point game against Hardin-Simmons in the old Fieldhouse.

Arnold currently resides in Springfield, Mo., with his wife, Virginia Lee. The couple has four children. Arnold is a minister and professor at Central Bible College in Springfield.



# AAAA

NAME (Jersey No.)	Hometown	Years
ADEBAYO, Sunday (40)	Benin City, Nigeria	1996-97
ADKINS, Sidney (10)	Memphis	1986-88
ALBRIGHT, Jon (14)	Greensboro, N.C.	1980-84
ALEXANDER, Craig (34,50)	Peoria, Ill.	1964-67
ALEXANDER, Marvin (51, 54)	Memphis	1985-88
<b>ALLEN, Andre (15)</b>	<b>Memphis</b>	<b>2006</b>
ALLEN, Chad (4)	Little Rock, Ark.	1995-97
ALLEN, Harry (42)	Norristown, Pa.	1996-98
ALLEN, Kelvin (31)	Bolivar, Tenn.	1989-93
AMMER, Oscar (21)	Indianapolis, Ind.	1956-58
<b>ANDERSON, Antonio (12)</b>	<b>Lynn, Mass.</b>	<b>2006</b>
ANDREWS, Ken (24)	Puxico, Mo.	1971-74
ARNOLD, Forest (13)	Puxico, Mo.	1952-56
ARNOLD, Orby (17,13)	Bloomfield, Mo.	1955-59
ASKEW, Vincent (30)	Memphis	1984-87
ATHA, Jim (21,43)	Kent, Ohio	1963-65

# BBBB

BAILEY, Dewayne (42)	Memphis	1983-88
BALLARD, Jimmie (43,3)	Memphis	1953-55
BALLARD, Steve (43)	Memphis	1987-89
BANKS, Arthur (34)	Forrest City, Ark.	1978-80
BANKS, Sean (32)	Englewood, N.J.	2004
BARCLAY, Arthur (55)	Camden, N.J.	2001-02, 04-05
BARNES, Bert	Bells, Tenn.	1935-37
BARNHILL, John	Memphis	1923-24
BARRON, Earl (30)	Clarksdale, Miss.	1999-02
BATTLE, Jeffrey (31)	Rocky Mount, N.C.	1978-81
BATTLE, A. Maceo (23)	Memphis	1979-83
BECKMAN, Hunter (24)	Troy, Mo.	1961-63
BECTION, Willie (45)	Memphis	1983-85
BEDFORD, William (50)	Memphis	1983-86
BERTRAM, Ray (36)		1948-49
BETZELBERGER, Steve (30)	Memphis	1964-65
BEVERIDGE, Pat (41,40)	Columbus, Ohio	1967-70
BLAIR, Danny (11)	Memphis	1970-71
BOAZ, Bob	Paducah, Ky.	1947-48
BORSA, Stanley	Memphis	1928-32
BOYD, Dwight (31)	Memphis	1984-88
BRADFORD, Keldrick (20)	Dallas, Texas	1996-98
BRADLEY, James (35)	Memphis	1976-79
BRADLEY, Ed (41)	Montgomery, Ala.	1966-67
BRANCH, Jake (8)	Memphis	1941-42
BRIDGES, Darrell (45)	Monette, Ark.	1973-75
BRITTIAN, Michael (50)	Atlanta, Ga.	1996-98
BROWN, David (11)	Silsbee, Texas	1974-77
BROWN, Ron (31)	Roanoke, Ill.	1966-68
BRYAN, Kent (15)	Kansas City, Mo.	1957-58
BUCKMON, Jesse (43)	Florence, Ala.	1969-70
BUFF, Tim (33, 32)	Springfield, Mo.	1957-59
BUFORD, Billy (20)	Glasgow, Ky.	1972-74
BURKS, Antonio (1)	Memphis	2001-04
BURNETT, Ron (24)	Nashville, Tenn.	1969-70
BURTON, Jewell (40)	Memphis	1989-90
BUSH, Larry (44)	Chicago, Ill.	1983-84
BUTCHER, Bill (25)	Loogootee, Ind.	1975-76
BUTCHER, Jack (42,3)	Loogootee, Ind.	1951-57
BUTLER, Mike (12)	Memphis	1965-68

# CCCC

CALDWELL, Ken (11)	Union City, Tenn.	1952-56
CARNEY, Rodney (10)	Indianapolis, Ind.	2002-06
CARTER, Pate (9)	Memphis	1945-46
CHASE, Wyatt (20)	Charlotte, N.C.	1978-79
CHATMAN, Shyrone (15)	Baton Rouge, La.	1997-01
CHRIST, Steve (43)	Arcanum, Ohio	1970-72



Forest Arnold was Memphis' first All-American being named to both the UPI and Converse teams.

CLEARY, Marty (11)	Memphis	1956-57
COLES, Sidney (50)	Lewesburg, Va.	1992-94
COOK, Bill (43)	Memphis	1973-76
<b>COOPER, Kareem (42)</b>	<b>Washington, D.C.</b>	<b>2006</b>
CORN, Robert (15)	Benton, Ill.	1973-76
COUGHENOUR, Rick (14)	Maplewood, Mo.	1968-70
CRAWFORD, James	Memphis	1938-39
CREASON, Coy (92)	Brewers, Ky.	1948-52
CRENSHAW, Rufus	Lucy, Tenn.	1924-25
CROOK, Tommy (29)	Memphis	1946-48

# DDDD

DANIELS, Dinno (3)	New Orleans, La.	1998-99
DARNALL, Roy (96, 62)	Brewers, Ky.	1949-52
DAVIS, Marion	Whitehaven, Tenn.	1924-25
DAVIS, Millard (44, 50)	Cave-in-Rock, Ill.	1953-55
DAVIS, Terry (20)	Hopkinsville, Ky.	1966-67
DETCHON, Floyd	Goodlettsville, Tenn.	1927-29
DESCHPEPPER, Ed (11)	Kansas City, Mo.	1973-75
DIARRA, Modibo (43, 45)	Mali, West Africa	2000-04
DILLARD, Stanley	Memphis	1926-27
DONNELL, Bob		1924-27
DODDS, Jack		1932-34
<b>DORSEY, Richard "Joey" (15)</b>	<b>Baltimore, Md.</b>	<b>2005-06</b>
DOUGLAS, Anthony (55)	Memphis	1990-93
DOUGLAS, James (43, 44)	Nashville	1968-71
DOUGLAS, Rodney (41)	Memphis	1985-89
<b>DOUGLAS-ROBERTS, Chris (3)</b>	<b>Detroit, Mich.</b>	<b>2006</b>
DOYLE, Neal (3)	Memphis	1953-54
<b>DOZIER, Robert (2)</b>	<b>Lithonia, Ga.</b>	<b>2006</b>
DREWELL, Don (15)	Memphis	1961-62
DUNCAN, Tim (13)	Memphis	1988-92
DUNEK, Ken (45)	Marengo, Ill.	1977-78
DUVALL, Charles (23)	Inverness, Miss.	1971-72

# EEEE

EARHART, Charles		1947-48
EMMONS, Billy (24)	Memphis	1950-52

ERB, Bruce (3)  
ERWIN, Duane (11)  
EVANS, "Rabbit"

Paterson, N.J. 1957-58  
Huntsville, Ala. 2001-05  
Decaturville, Tenn. 1926-29

# FFFF

FAIRFIELD, Ron (30)	Jacksonville, Ill.	1973-75
FERGUSON, Reginold	Halls, Tenn.	1934-37
FINCH, Larry (21)	Memphis	1970-73
FINCH, Larry, Jr. (21)	Memphis	1995-97
FLETCHER, Hollis	Dyer, Tenn.	1924-25
FLETCHER, Mike (23)	Collinsville, Ill.	1970-71
FORD, Deuce (32)	Memphis	1993-94
FORMAN, Shannon (40)	Baton Rouge, La.	1999-01
FORREST, Rob (10)	Memphis	1992-96
FORTNER, Elmore (55)	Puxico, Mo.	1953-56
FOX, David (12)	Memphis	1945-46
FOX, Jason (4)	Memphis	1992-95
FOXWORTH, Bob (14)	St. Louis, Mo.	1971-72
FRANKLIN, Wayne (7, 23)	Memphis	1945-48
FROMM, Kevin (41)	Raytown, Mo.	1977-79
FROST, Jeff (13, 11)	Los Altos, Calif.	1968-70
FULGHUM, Gene	Bolivar, Tenn.	1926-27
FULLER, Damonn (30)	Jackson, Tenn.	1995-97
FURRY, Ross (11)	Indianapolis, Ind.	1968-69

# GGGG

GALES, John (3)	Bolivar, Tenn.	1995-97
GARBER, Larry (40)	Kingsport, Tenn.	1961-63
GARDNER, Alton	Dyersburg, Tenn.	1936-38
GARNER, Chris (00)	Memphis	1993-97
GARRETT, Darrell (33)	Memphis	1967-68
GAY, John (20)	Miami, Fla.	1968-69
GIBSON, Cheyenne (14)	Memphis	1987-90
GIEGER, Bob	Memphis	1945-48
GIPSON, Johnnie (13)	Vance, Miss.	1980-82
GOLDEN, Detric (5)	Memphis	1997-98
GRAINGER, Jack (87, 16)	Sellersburg, Ind.	1949-52
GRANTHAM, Jimmy		1936-37
GRAY, Barthel	Selmer, Tenn.	1934-37
GRAY, Sylvester	Memphis	1986-87
GREEN, Garrick (15)	Holly Springs, Miss.	2003-04
GRICE, John (20)	Memphis	2000-01, 02-03
GRIFFIS, Bob (33, 86)	Yorktown, Ind.	1949-52
GULLETT, "Hoss"		1928-29
GUMMERSBACH, Joe (44, 11)	St. Louis, Mo.	1957-59
GUNN, John (24, 44)	Memphis	1974-77

# HHHH

HALE, Boswell	Memphis	1924-25
HANCOCK, Buster (12)	Memphis	1974-79
HARDAWAY, Anfernee (25)	Memphis	1991-93
HARRIS, James (35)	Houston, Texas	1997-00
HARRIS, Riley	Bolivar, Tenn.	1934-37
HAWKINS, Don (50)	Grayslake, Ill.	1963-64
HAWKINS, Jimmy	Memphis	1964-68
HAYNES, Chris (14)	Memphis	1991-93
HAYNES, Paul	Water Valley, Miss.	1947-48
HAYNES, Phillip "Doom" (32)	Memphis	1980-84
HAYS, Martin "Spud" (44, 99)	Henry, Tenn.	1954-58
HEAD, James (22)	Brownsville, Tenn.	1947-48
HEADDEN, Herman "Slick"		1923-27
HENDERSON, Cedric (45)	Memphis	1993-97
HIGGINBOTHAM, Roy (4)	Memphis	1945-46
HILL, Marvin (7)	Brighton, Tenn.	1940-41
HILLARD, Marion (42)	Crystal Springs, Miss.	1974-76
HILLIARD, Herb (24)	Millington, Tenn.	1966-69
HILLMAN, John (44)	Memphis	1962-65
HINDSMAN, Sam (6)	Columbus, Miss.	1939-41

HOCKADAY, James (16, 34)	Selmer, Tenn.	1955-59
HODSON, Phil (26)	Yorktown, Ind.	1948-52
HOLCOMB, Don (15)	Charleston, S.C.	1969-72
HOLLIMON, Darrel (20)	Memphis	1976-78
HOLMES, Baskerville (43)	Memphis	1982-86
HOPSON, Cody (12)	Sapulpa, Okla.	1995-98
HORTON, Fred (25)	Durham, N.C.	1969-72
HORTON, James (30)	Ramer, Tenn.	1961-63
HOUPE, Wesley		1937-38
HORNE, Jerrell (41)	Memphis	1992-94
HOWZE, Duke	Memphis, Tenn.	1924-25
HUBBARD, Tony (55)	St. Petersburg, Fla.	1979-83
HUDSPETH, Maurice (9, 28)		1940-47
<b>HUNT, Jeremy (5)</b>	<b>Memphis</b>	<b>2002-05</b>
HUNTER, Jimmie "Snap" (10)	Memphis	1998-99
HURT, Jerry (23)	IndPianapolis, Ind.	1969-70
HUTTON, E.L.	Memphis	1944-45
INGOLD, Jim (21, 15)	Morton, Ill.	1962-64
ISBELL, Dennis (34)	Blytheville, Ark.	1976-81

## IIII

IVIE, Marcus	Memphis	1945-46
--------------	---------	---------

## JJJJ

JACKSON, Alfred		1938-39
JACKSON, James (23)	Memphis	1967-69
JACKSON, Otis (10)	Arlington, Tenn.	1978-82
JACKSON, Tom (55)		1959-60
JAMES, Ira		1928-29
JENSEN, David (44)	Greenville, S.C.	1984-86
JOHNSON, Mingo (11)	Nashville, Tenn.	1994-96
JOHNSTON, Harry (15)	Gulfport, Miss.	1964-65
JONES, Clarence (40)	Fort Mitchell, Ala.	1973-76
JONES, Don (35)	Nashville, Tenn.	1953-55
JONES, "Dub"		1926-29
JONES, Marshall	Humboldt, Tenn.	1935-39
JONES, Richard (33)	Memphis	1968-69
JONES, Shamel (55)	Brooklyn, N.Y.	1998-01

## KKKK

KELLER, Ollie (44)	Maryville, Tenn.	1952-53
KENNEDY, Shannon (12)	Muncie, Ind.	1972-73
KENON, Larry (35)	Birmingham, Ala.	1972-73
KENT, Jim (10)	Saltillo, Tenn.	1940-42
KIBBEY, Phil (44, 13)	Yorktown, Ind.	1958-60
KILZER, John (32)	Jackson, Tenn.	1975-79
KINDER, Dick (43)	Petersburg, Ind.	1952-54
KINGSOLVER, Leon (12, 77, 56)	Ft. Knox, Ky.	1948-52
KIRK, George	Marion, Ohio	1961-64
KIRK, Lowery (77, 25)	Homsby, Tenn.	1957-61
KOEHLER, Bill (32)	Wheeling, W.V.	1961-62
KOFFMAN, Jim (7)	Trenton, Tenn.	1941-42
KOFFMAN, Neill (30, 33)		1946-48

## LLLL

LANCASTER, Jesse	Bath Springs, Tenn.	1931-34
LANE, Ted (35)	Indianapolis, Ind.	1959-60
LAURIE, Bill (10)	Versailles, Mo.	1971-74
LECOMTE, Ray (42)	Bruceton, Tenn.	1981-82
LEE, Keith (24)	W. Memphis, Ark.	1981-85
LEE, Rodney (40)	Philadelphia, Pa.	1976-79
LINDSAY, John (30)	Pittsburgh, Pa.	1969-71
LISS, Jim (15)	Crown Point, Ind.	1972-75



Memphis won 104 games during the four-year careers of Rickey McCoy (above) and Keith Lee, culminating with an appearance in the 1985 NCAA Final Four.

LONDON, Paris (14)	Memphis	1998-00
LONG, Fred	Scotts Hill, Tenn.	1937-39
LONG, Travis (20)	Dumont, N.J.	2006
LOOS, Dave (30)	Mehlville, Mo.	1966-69
LOPEZ, Ivan (31)	Aguaadilla, P.R.	2004
LOWERY, Tommy (23)	Philadelphia, Pa.	1977-79
LUCKETT, Bubba (41)	Memphis	1979-83
LYLES, Demond (11)	Lima, Ohio	1996-97

## MMMM

MADLOCK, Tony (20)	Memphis	1988-92
MANGUM, Fred (32)	Savannah, Tenn.	1958-60
MANN, Paul (21)	Afton, Mo.	1967-70
MASEY, Milton		1926-29
MASSIE, Chris (4)	Arcola, Texas	2001-03
MATHIS, Van (82)	Brewers, Ky.	1948-52
MAYO, Milton	Cades, Tenn.	1933-37
McCALMAN, Bill	Memphis	1928-29
McCLAIN, Bill (36, 22)	Selmer, Tenn.	1951-55
McCLAIN, Ronald (30)	Memphis	1987-91
McCOY, Ricky (11)	Memphis	1981-85
McDONALD, Argyle	Monroe, Tenn.	1941-42
McDONALD, Bob (44)	Charlotte, N.C.	1956-57
McDOWELL, Hank (42)	Memphis	1977-81
McFADGON, Scooter (3)	Memphis	2000-02
McGEE, Van (31)	Memphis	1946-47
McGINNIS, Baker		1933-34
<b>McGRADY, Chance</b>	<b>Auburndale, Fla.</b>	<b>2006</b>
McKINNEY, Doug (40)	Fairfield, Ohio	1970-73
McKINISTRY, John	Reagan, Tenn.	1933-35
McKIRNAN, Bob (13)	Celina, Ohio	1969-72
McKNIGHT, Joe "Nip" (66, 33)	Bemis, Tenn.	1952-53

McLAUGHLIN, John (15)	Monticello, Ind.	1987-91
McMACKIN, Ronald	Hollow Rock, Tenn.	1937-38
McMAHAN, Jamie (12)	Ripley, Tenn.	1962-65
McMAHAN, Larry (40, 25)	Ripley, Tenn.	1963-66
MEACHAM, Steve (30)	Philadelphia, Pa.	1975-80
MEADOR, Don (11)		1945-46
MELTON, Joe (3)	Whitehaven, Tenn.	1940-41
MENDROP, Othel (29, 16)	Vicksburg, Miss.	1947-49
MILLS, Calvin	Brighton, Tenn.	1933-34
MIRRIELES, Alan (32)	Long Island, N.Y.	1964-67
MISKA, Steve	Normal, Tenn.	1928-29
MITCHELL, Jim (4)	Yorkstown, Ind.	1958-59
MITCHELL, Leon (12)	Memphis	1991-95

MONT, James	Plantersville, Miss.	1941-42
MOODY, Kenneth (32)	Memphis	1985-87
MOODY, Marcus (32)	Memphis	1997-01
MOORE, Greg (22, 12)	Memphis	1977-80
MOORE, Wilson	Union City, Tenn.	1935-37
MORGAN, Tim (14)	Sedalia, Mo.	1963-65
MORTON, Fred (3)	Memphis	1941-42
MOYES, Bobby (5, 23)	Memphis	1945-48
MULVAGH, Aaron (20)	South Hadley, Mass.	1998-00
MUNDT, Bret (53)	Jackson, Tenn.	1987-89
MUNDT, Todd (51)	Jackson, Tenn.	1989-92

## NNNN

NASH, Montrell (52)	St. Louis, Mo.	1989-91
NEAL, Chuck (54)	Cobden, Ill.	1965-68
NEELY, Summers		1937-38
NELSON, Gregg (33)	Geneva, Ill.	1965-66
NEUMANN, Bob (14, 34)	Cincinnati, Ohio	1961-64
NEWMAN, James (15)	Cincinnati, Ohio	1995-96
NEWSOM, Rodney (20)	Memphis	1992-96
NIEBRUEGGE, Bob (21, 41)	Waterloo, Ill.	1964-66
NJOYA, Simplice (14)	Yaoundé, Cameroon	2005-06
NOLAN, Marcus (15)	Memphis	1991-95

## OOOO

OAKLEY, Bill	Senatobia, Miss.	1945-48
O'DELL, Mike (44)	Hamilton, Ohio	1965-68
O'NEAL, Allan (31)	Clarksville, Tenn.	1962-63
OUSLEY, Jermaine (4)	Milwaukee, Wisc.	1997-99
OWENS, Jim (72)	Brewers, Ky.	1948-49

## PPPP

PAOLETTI, Gene (17, 69)	Pocahontas, Ill.	1947-51
PARKER, Joe (32, 12)	Louisville, Ky.	1979-80
PARKS, Bobby (22)	Grand Junct., Tenn.	1980-84
PARR, Carlos	Trenton, Tenn.	1924-25
PARRISH, Jerry (33)	Chillicothe, Mo.	1961-63
PENDARVIS, Gene (42, 33)	Brooklyn, N.Y.	1968-70
PERRY, Elliot (34)	Memphis	1987-91





*Ronnie Robinson, one of the Tigers' all-time leading rebounders, helped lead Memphis to the 1973 NCAA Finals.*

PETTY, B.G. (30, 11, 21)	Memphis	1963-66
PHILLIPS, Bob (4)	Brighton, Tenn.	1940-41
PHILLIPS, Derrick (35)	St. Louis, Mo.	1979-84
PITTMAN, Billy (3)	Memphis	1945-46
POPE, Foy		1933-34
PRICE, Aaron (34)	W. Memphis, Ark.	1981-85
PRICE, George (66, 15)	Monticello, Ind.	1957-60
PRICE, Paul (11)	Monticello, Ind.	1961-62
PROCTOR, Joe (10)	Knoxville, Tenn.	1968-71

QQQQ

QUAST, Tom (50, 25)	San Jacinto, Calif.	1967-69
---------------------	---------------------	---------

RRRR

RAGAN, Ron (55, 88)	Indianapolis, Ind.	1956-58
RANDOLPH, Don (44, 55)	Potts Camp, Miss.	1961-63
REED, Benny (36)	New Albany, Miss.	1949-51
REED, Dexter (22)	Little Rock, Ark.	1973-77
REID, Glen (24)	Bartlett, Tenn.	1965-66
RICE, Anthony (23)	Atlanta, Ga.	2001-05
RICHARDS, Torian (5)	Memphis	1996-97
RICHMOND, Billy (12)	Memphis, Tenn.	2002-03
ROBERTSON, Bill	Union City, Tenn.	1948-49
ROBINSON, Ronnie (33)	Memphis	1970-73
ROBINSON, Vincent (23)	Bridgeport, Ala.	1985-86
ROCHELLE, Paul	Rutherford, Tenn.	1926-27
ROCHELLE, Thomas		1934-35
ROMP, Jack (23)	Toledo, Ohio	1965-67
ROOT, Nathaniel (4, 32)	Adamsville, Tenn.	2000-03
ROSENBLUME, Norman	Brooklyn, N.Y.	1941-42
ROWLAND, Bill (21)	Greenwood, Miss.	1946-47
RUFUS, Tony (11)	Memphis	1978-79

SSSS

SANDERS, Lee (15)	Memphis	1976-78
SANDERS, Frank		1933-34
<b>SANDRIDGE, Jared (30)</b>	<b>Memphis</b>	<b>2006</b>
SAWYER, James (22)	Memphis	1946-47
SCHERER, William		1934-35
SCHMOLLINGER, Jack (20,22)	Greenville, Ill.	1947-51
SCHWAIGER, John		1937-39

SCHWAIGER, Francis		
SCOGGINS, Albert		
SCOTT, Danyell (11)		
SCOTT, Hoover (15)		
SHORT, Herbert (9, 10)		
SIDDALL, Jim (42)		
SHINE, Keiron (11)		
SIMMONS, Winton		
SIMS, Bill (17)		
SISSON, Pete (24)		
SMITH, Billy (35)		
SMITH, Bob (21)		
SMITH, Ed (20)		
SMITH, Ernest (23)		
SMITH, Harmon (5)		
SMITH, Jason (5)		
SMITH, Mackie Don (15)		
SMITH, Marshall		
SMITH, Joe (32, 55)		
SMITH, Randall (34, 52)		
SMITH, Tom (8)		
SNEED, Omar (31)		
SNYDER, Frank (44, 12)		
SNYDER, John (13)		
SPIVA, Ben (42)		
STEELE, Leslie (11, 33)		
STEINTHAL, Josh (23)		
STEPHENSON, Bob (22)		
STEWART, Mike (14)		
STREET, Howard (8, 30)		
STROUPE, James		
SUTHERLAND, Vaughn (12)		
SWANDER, Bob (17, 7, 20)		

Cordova, Tenn.	1934-37
Memphis	1937-41
Lansing, Mich.	1991-92
Savannah, Tenn.	1953-57
Memphis	1941-46
Potts Camp, Miss.	1963-65
Memphis	1998-00
Memphis	1932-34
Union, Mo.	1952-54
Memphis	1946-47
Memphis	1990-93
Hillsboro, Mo.	1961-62
Hillsboro, Mo.	1961-62
Memphis	1988-92
	1941-42
Washington, N.C.	1993-96
Booneville, Miss.	1965-69
	1937-38
	1951-53
Booneville, Miss.	1947-48
	1940-41
Beaumont, Texas	1997-99
Chico, Calif.	1959-62
Dillsboro, Ind.	1962-65
Memphis	1989-92
Pine Grove, Miss.	1940-47
Sumner, Wash.	1996-97
Calhoun, Tenn.	1951-52
Muncie, Ind.	1965-68
Cairo, Ill.	1945-48
Grand Junct., Tenn.	1937-39
Morganza, La.	1973-75
Yorktown, Ind.	1954-58

TTTT

TANKERSLEY, George (50)	Versailles, Mo.	1964-65
TAYLOR, Garry (40, 45)	Cincinnati, Ohio	1979-82
TAYLOR, Ron (20)	Memphis	1967-68
TETZLAFF, Jerry (11)	South Bend, Ind.	1971-73
THIERO, Almamy (3)	Mali, West Africa	2004-05
THOMPSON, Ed	Brownsville, Tenn.	1928-29
THOMPSON, Red		1923-24
THWEATT, Barney (42)	Brewers, Ky.	1949-50
TIPTON, Ralph (20)	Memphis	1962-63
TODD, Curry	Memphis	1968-69
TORRANCE, Michael (43)	Memphis	1978-80
TRASK, Courtney (5)	Baton Rouge, La.	1999-01
TRENT, Walter (4)	Memphis	1941-42
TROSPER, Larry (23)	Ripley, Tenn.	1972-75
TUCKER, Albert	Memphis	1934-37
TURNER, Andre (10)	Memphis	1982-86
TYSON, Fulford	Normal, Tenn.	1924-25

UUUU

USELTON, Robert		1934-35
-----------------	--	---------

VVVV

VANVULPEN, Johnny (5)		1940-41
VAUGHN, David (50, 42)	Nashville, Tenn.	1991-95
VAUGHN, Elmer	Bartlett, Tenn.	1937-39
VINES, Charles (32, 33)	Mound City, Ill.	1962-64

WWWW

WADE, Clyde (0)	Memphis	2002-03; 2006
-----------------	---------	---------------

WAGNER, Dajuan (2)	Camden, N.J.	2001-02
WALKER, Odus	Buntyn, Tenn.	1926-29
WALLISA, John (33, 15)	Muncie, Ind.	1950-53
WASHINGTON, John (23)	Columbus, Ga.	1973-77
WASHINGTON JR., Darius (35)	Edgewater, Fla.	2005-06
WATSON, Orien (25)	Memphis	1988-89
WATTS, Preston (12)	Nashville, Tenn.	1940-42
WEAVER, Tim (31, 35)	West Frankfort, Ill.	1961-64
WEHLACZ, Joe (55)	Des Plaines, Ill.	1965-67
WEIL, Eddie (33)	Indianapolis, Ind.	1956-57
WEST, Stan (40)	Potosi, Mo.	1964-66
WESTFALL, West (42)	St. Louis, Mo.	1972-74
WILFONG, Gene (20)	Puxico, Mo.	1959-61
WILFONG, John (20)	Memphis	1983-87
WILFONG, Win (22)	Puxico, Mo.	1955-57
WILLHITE, Jerry (34, 25)	Memphis	1962-64
WILLIAMS, John (11)	Jackson, Miss.	1986-90
WILLIAMS, Shawne (4)	Memphis	2006
WILLIAMS, Waki (1)	Cincinnati, Ohio	2005-06
WILSON, Ed (34)	Memphis	1973-76
WILSON, Michael (23)	Memphis	1994-96
WILSON, Wayne (33)	Memphis	1953-55
WIMMER, Justin (3)	Memphis	1993-95
WINN, Donn (99)	Marthaville, La.	1952-55
WISE, Kelly (45)	Ft. Walton Beach, Fla.	1998-02
WOLFE, Skip (33)	New Haven, Mo.	1957-60
WOOD, Clayton (66)	Scottsboro, Ala.	1949-51
WRIGHT, Alvin (10)	Memphis	1974-78
WRIGHT, Lorenzen (55)	Memphis	1994-96

YYYY

YATES, Wayne (40)	N. Little Rock, Ark.	1959-61
YERGEN, Arnold (32)	Memphis, Tenn.	1946-47
YOUNG, Russell (32)	Lagrange, Ark.	1987-92

ZZZZ

ZARECOR, Billy	Yorkville, Tenn.	1937-39
----------------	------------------	---------

#### 2006-07 returnees in bold



*In just two seasons as a Tiger, Lorenzen Wright scored 1,026 points.*

Weekly Associated Press national rankings are designated in far right two columns (HR- Memphis ranking; VR- opponent ranking)

## 1920-21

Record: 22-7-1

Coach: Frederick Grantham

					HR	VR
D.	14	W	24	Whitehaven.....	14	—
	16	W	71	McLemore.....	7	—
	23	W	57	Messick High.....	8	—
	24	W	21	Millington.....	6	—
J.	7	W	66	Messick High.....	10	—
	10	L	18	Memphis "Y" Rangers.....	27	—
	11	W	11	Spedway.....	7	—
	13	W	57	McLemore.....	7	—
	14	L	35	Union.....	37	—
	15	W	31	Ridgely.....	20	—
	20	W	25	Memphis Univ. School.....	11	—
	21	L	10	Millington.....	26	—
	24	W	33	Memphis Tech High.....	13	—
	25	W	52	Neshoba.....	5	—
	26	W	58	Collierville.....	16	—
F.	3	W	21	Central High.....	17	—
	4	T	26	Covington Ramblers.....	26	—
	5	L	22	UT Doctors.....	29	—
	7	W	42	Messick High.....	10	—
	9	L	26	Memphis "Y" Rangers.....	43	—
	10	W	21	Christian Brothers.....	12	—
	16	W	36	Millington.....	14	—
	17	W	37	Memphis Univ. School.....	7	—
	26	W	26	Union.....	19	—
M.	3	W	16	Christian Brothers.....	15	—
	4	W	31	Halls, Tenn.....	23	—
	5	W	14	Halls, Tenn.....	10	—
	7	L	7	Central High.....	14	—
	10	W	24	Memphis Tech High.....	11	—
	12	L	12	UT Doctors.....	18	—

## 1921-22

Record: 1-7

Home: 1-1, Away: 0-6

Coach: W.H. DePriest

					HR	VR
J.	13	L	5	at Tiptonville Bulldogs.....	6	—
	14	L	11	at Ridgely High.....	13	—
	21	W	26	UT Doctors (Normal Cage).....	11	—
F.	2	L	30	YMCA (Normal Cage).....	34	—
	3	L	17	at Jonesboro YMCA.....	52	—
	4	L	18	at Arkansas A&M.....	31	—
	18	L	25	at Union.....	31	—
	23	L	16	at YMCA.....	49	—

## 1922-23

Record: 6-4

Home: 3-1, Away: 3-3

Coach: Lester Barnhard

					HR	VR
J.	12	W	16	at Ole Miss.....	14	—
	13	L	16	at Ole Miss.....	25	—
	20	L	33	at Memphis YMCA.....	44	—
	24	W	32	Arkansas A&M YMCA.....	15	—
	29	W	27	Hendrix College (ot).....	24	—
F.	1	W	41	at Alamo High School.....	25	—
	2	W	29	at Union.....	16	—
	3	L	21	at Bemis (Tenn.) YMCA.....	26	—
	16	L	18	UT Doctors.....	28	—

NOTE: Memphis also defeated Union at home during the 1922-23 season, however score and date are unavailable.

## 1923-24

Record: 4-9

Home: 4-2, Away: 0-7

Coach: Lester Barnhard

					HR	VR
J.	11	L	18	at Ole Miss.....	43	—
	12	L	13	at Ole Miss.....	20	—
	18	W	27	Union (YMCA).....	20	—
	26	W	23	Hendrix Co. (YMCA).....	18	—
F.	2	L	26	Mississippi Co. (YMCA).....	42	—
	6	L	14	UT Doctors.....	17	—
	8	L	17	at Union.....	19	—
	15	L	11	at Arkansas Normal.....	25	—
	16	L	19	at Hendrix College.....	29	—
	20	W	22	UT Doctors.....	17	—
	25	W	37	Catholic Club (YMCA).....	26	—
	29	L	19	at Memphis YMCA.....	29	—
M.	3	L	26	at Memphis YMCA.....	29	—

## 1924-25

Record: 3-5

Home: 2-1, Away: 1-4

Coach: Zach Curlin

					HR	VR
J.	10	W	32	SW Presbyt.-Clarksville.....	22	—
	16	L	NA	at Millington.....	NA	—
	30	W	32	at Hall-Moody (Martin).....	28	—
	31	W	28	Catholic Club (YMCA).....	19	—
F.	2	L	19	at Ole Miss.....	51	—
	3	L	14	at Ole Miss.....	44	—
	7	L	23	UT Doctors.....	24	—
	27	L	17	at Memphis YMCA.....	38	—

## 1925-26

Record: 4-5

Home: 3-4, Away: 1-1

Coach: Zach Curlin

					HR	VR
J.	16	L	21	Lambuth (YMCA).....	26	—
	19	L	21	Memphis Triangles.....	41	—
	22	W	22	Jonesboro College.....	13	—
	23	W	14	Jonesboro College.....	5	—
F.	1	W	41	Bethel (YMCA).....	16	—
	6	W	44	at Lambuth.....	25	—
	9	L	19	Rhodes College (YMCA).....	31	—
	12	L	31	at Arkansas A&M.....	33	—
	17	L	22	Rhodes College (YMCA).....	35	—

## 1926-27

Record: 5-7

Home: 2-3, Away: 3-4

Coach: Zach Curlin

					HR	VR
J.	7	W	42	Lambuth (YMCA).....	20	—
	14	L	14	at Rhodes College.....	34	—
	17	L	NA	at Young Men's Institute.....	NA	—
	21	W	33	Jonesboro College.....	13	—
	23	W	39	at Lambuth.....	24	—
	26	L	12	Rhodes College.....	17	—
	28	L	29	Hall-Moody Institute.....	33	—
F.	5	W	33	at Jonesboro College.....	20	—
	9	L	28	at Earle, Ark.....	31	—
	11	L	21	at Hall-Moody Institute.....	53	—
	12	W	32	at Union.....	26	—
	25	L	34	Memphis Triangles.....	43	—

## 1927-28

Record: 10-11

Home: 5-2, Away: 3-8, Neutral: 2-1

Mississippi Valley Conf.: 5-3

Coach: Zach Curlin

					HR	VR
J.	6	W	62	*at Delta State.....	6	—
	11	W	50	*Bethel (Messick HS).....	19	—
	13	L	24	Rhodes College.....	32	—
	18	W	38	*at Jonesboro College.....	31	—
	20	W	36	*Lambuth.....	26	—
	25	W	37	at Catholic Club.....	35	—
	28	L	35	UT JC.....	58	—
	31	L	30	at Elks Club.....	79	—
F.	3	W	32	*Jonesboro College.....	17	—
	4	L	30	*at Lambuth.....	43	—
	7	L	28	at Rhodes College.....	57	—
	10	L	24	*at Bethel.....	30	—
	11	L	38	*at UT Martin.....	45	—
	13	W	51	UT Doctors (Messick).....	18	—
	15	L	26	at Earle, Ark.....	69	—
	17	L	30	at Arkansas A&M.....	34	—
	20	W	34	Arkansas A&M.....	30	—
	24	L	20	at YMCA Triangles.....	32	—

Mississippi Valley Tournament, Jonesboro, Ark.

M.	2	W	45	Will Mayfield (Mo.).....	23	—
	2	W	40	Lambuth.....	24	—
	3	L	37	UT JC.....	47	—

\*Mississippi Valley Conference game

## 1928-29

Record: 15-3

Home: 7-1, Away: 6-2, Neutral: 2-0

Mississippi Valley Conf.: 8-0

Coach: Zach Curlin

					HR	VR
J.	4	L	23	at Arkansas A&M.....	34	—
	12	W	54	*at Delta State.....	14	—
	14	W	40	Cumberland.....	27	—
	16	L	31	Elk's Club.....	39	—
	18	W	29	*Murray State.....	21	—
	25	W	50	Arkansas A&M.....	22	—
	29	W	52	Catholic Club.....	24	—
F.	1	W	43	*at Jonesboro College.....	14	—
	2	W	29	*Delta State.....	23	—
	9	W	42	*Jonesboro College.....	25	—
	15	W	28	*at UT JC.....	20	—
	16	W	38	*at Murray State.....	30	—
	19	W	50	*UT JC.....	17	—
	20	W	40	at Catholic Club.....	30	—
	23	L	32	at Bemis (Tenn.) YMCA.....	41	—

Mississippi Valley Tournament, Murray, Ky.

M.	4	W	32	Jonesboro College.....	27	—
	5	W	44	Will Mayfield (Mo.).....	22	—
	5	W	33	at Murray State.....	31	—

\*Mississippi Valley Conference game

## 1929-30

Record: 16-8

Home: 11-1, Away: 5-7

Mississippi Valley Conf.: 12-2

Coach: Zach Curlin

					HR	VR
J.	3	W	22	Arkansas A&M.....	15	—
	4	W	38	*at Caruthersville JC.....	31	—
	10	W	32	*UT JC.....	10	—
	13	W	27	*Will Mayfield (Mo.).....	14	—
	17	W	34	*at UT JC.....	13	—
	18	L	26	*at Murray State.....	42	—
	22	L	24	Memphis YMCA.....	37	—





24	W	42	*at Delta State.....	25	—	—
25	L	36	*at Sunflower (Miss.) JC.....	40	—	—
29	L	40	at Earle, Ark.....	41	—	—
31	W	24	*at Lambuth.....	19	—	—
F. 1	W	37	*at Bethel College.....	24	—	—
5	W	40	*Delta State.....	20	—	—
7	L	28	at Memphis YMCA.....	31	—	—
10	W	48	*Bethel College.....	34	—	—
14	W	38	*Murray State.....	37	—	—
15	W	33	*Lambuth.....	28	—	—
19	L	26	at Earle, Ark.....	65	—	—
21	L	21	at Arkansas A&M.....	26	—	—
22	W	34	*Sunflower (Miss.) JC.....	26	—	—

Mississippi Valley Tournament, Memphis, Tenn.

M. 3	W	44	Lambuth.....	30	—	—
3	W	37	Sunflower (Miss.) JC.....	12	—	—
4	W	41	Middle Tennessee.....	21	—	—
4	L	31	Murray State.....	34	—	—

\*Mississippi Valley Conference game

## 1930-31 Record: 14-2

Home: 7-0, Away: 6-1, Neutral: 1-1

Mississippi Valley Conf.: 11-1

Coach: Zach Curlin

<u>HR</u> <u>VR</u>						
J. 2	W	39	Arkansas A&M.....	12	—	—
12	W	35	*at Freed-Hardeman.....	21	—	—
16	W	35	*Caruthersville (Mo.) JC.....	20	—	—
17	W	51	*Lambuth.....	23	—	—
23	W	28	*at Delta State.....	20	—	—
24	W	42	*at Sunflower (Miss.) JC.....	27	—	—
30	W	36	*at Bethel College.....	18	—	—
F. 6	W	67	*Freed-Hardeman.....	20	—	—
7	W	46	*at Lambuth.....	20	—	—
9	W	31	*Delta State.....	16	—	—
16	L	28	*at Caruthersville JC.....	30	—	—
20	W	45	at Arkansas A&M.....	21	—	—
21	W	64	*Sunflower (Miss.) JC.....	27	—	—
28	W	59	*Bethel College.....	19	—	—

Mississippi Valley Tournament, Martin, Tenn.

M. 2	W	35	Bethel College.....	33	—	—
3	L	32	Tennessee Tech.....	42	—	—

\*Mississippi Valley Conference game


## 1931-32 Record: 11-10

Home: 7-3, Away: 3-6, Neutral: 1-1

Mississippi Valley Conf.: 9-5

Coach: Zach Curlin

<u>HR</u> <u>VR</u>						
J. 1	L	17	Arkansas A&M.....	24	—	—
2	L	12	*at Freed-Hardeman.....	40	—	—
8	L	26	*Caruthersville (Mo.) JC.....	30	—	—
15	W	40	*UT JC.....	32	—	—
16	L	38	at Arkansas A&M.....	40	—	—
20	W	19	Copiah-Lincoln JC.....	14	—	—
22	L	31	*at Delta State.....	42	—	—
23	L	23	*at Sunflower (Miss.) JC.....	27	—	—
26	W	41	*Bethel College.....	12	—	—
29	L	24	*at Caruthersville JC.....	28	—	—
30	W	43	*Freed-Hardeman.....	29	—	—
F. 1	W	32	*Delta State.....	19	—	—
5	W	42	*at UT JC.....	33	—	—
6	W	33	*at Bethel College.....	23	—	—
12	W	41	*Lambuth.....	28	—	—
13	W	38	*Sunflower (Miss.) JC.....	25	—	—
19	W	48	*at Lambuth.....	18	—	—
20	L	25	Tennessee Tech.....	34	—	—
27	L	23	at Tennessee Tech.....	31	—	—



Large crowds were the norm even back in the 1930s and 1940s when the Tigers took the court in Memorial Gym. Memphis played in the campus facility from 1929-51, before moving to what is now known as the Elma Roane Fieldhouse.

<u>HR</u> <u>VR</u>						
M. 4	W	44	UT JC.....	25	—	—
5	L	36	Caruthersville (Mo.) JC.....	45	—	—

\*Mississippi Valley Conference game

## 1932-33 Record: 7-6

Home: 5-2, Away: 2-3, Neutral: 0-1

Mississippi Valley Conf.: 5-3

Coach: Zach Curlin

<u>HR</u> <u>VR</u>						
J. 5	L	27	*at Freed-Hardeman.....	39	—	—
13	W	53	David Lipscomb.....	23	—	—
14	W	39	*Bethel College.....	29	—	—
20	W	39	*at Delta State.....	27	—	—
27	W	25	Mississippi College.....	23	—	—
28	L	30	*at Bethel College.....	39	—	—
F. 1	L	30	*Delta State.....	37	—	—
3	L	29	at Union.....	54	—	—
7	W	42	*Lambuth.....	26	—	—
10	W	36	Freed-Hardeman.....	27	—	—
11	L	32	Union.....	43	—	—
13	W	34	*at Lambuth.....	30	—	—
Mississippi Valley Tournament, Jackson, Tenn.						
27	L	34	Delta State.....	40	—	—

\*Mississippi Valley Conference game

## 1933-34 Record: 5-14

Home: 3-7, Away: 2-7

Coach: Zach Curlin

<u>HR</u> <u>VR</u>						
J. 2	L	16	Western Kentucky.....	28	—	—
9	L	24	at Union.....	38	—	—
11	L	30	Lambuth.....	41	—	—
13	L	27	at Arkansas A&M.....	32	—	—
16	L	26	at Freed-Hardeman.....	39	—	—
18	W	47	Bethel College.....	31	—	—
20	L	30	Union.....	37	—	—
25	L	33	at Western Kentucky.....	46	—	—
26	L	33	at Tennessee Tech.....	43	—	—
27	L	33	at Middle Tennessee.....	45	—	—
30	W	43	at Bethel College (ot).....	39	—	—
F. 1	L	19	at Lambuth.....	41	—	—
3	L	19	Freed-Hardeman.....	29	—	—
8	L	34	Tennessee Tech (2 ot).....	38	—	—
10	W	34	at David Lipscomb.....	24	—	—
13	L	30	Arkansas A&M.....	32	—	—
17	L	18	Middle Tennessee.....	36	—	—
20	W	36	Northwest Mississippi JC.....	17	—	—
22	W	26	David Lipscomb.....	22	—	—

## 1934-35 Record: 5-15

Home: 3-8, Away: 2-7

Coach: Zach Curlin

<u>HR</u> <u>VR</u>						
J. 4	L	20	Southeast Missouri.....	25	—	—

5	L	18	at Murray State	63	—	—
8	L	23	Union	52	—	—
11	L	31	at Middle Tennessee	33	—	—
12	W	35	at Tennessee Tech	32	—	—
18	W	33	David Lipscomb	26	—	—
19	L	28	Tennessee Tech	29	—	—
22	L	31	at Union	43	—	—
25	W	32	Arkansas State	31	—	—
26	W	41	at Delta State	40	—	—
30	L	17	Freed-Hardeman	40	—	—
F. 1	L	22	Lambuth	42	—	—
2	L	23	at Arkansas State	51	—	—
7	L	32	Murray State	47	—	—
8	L	14	at Southeast Missouri	35	—	—
14	L	31	Delta State	35	—	—
15	L	NA	at David Lipscomb	NA	—	—
16	L	28	Lambuth	41	—	—
22	L	27	at Freed-Hardeman	59	—	—
23	W	33	Middle Tennessee	23	—	—

**1935-36**

Record: 7-7

Home: 4-4, Away: 3-3

Coach: Zach Curlin

					HR	VR
J. 2	W	32	Mississippi College	26	—	—
11	L	27	Union	35	—	—
17	L	35	at Middle Tennessee	42	—	—
18	W	30	at Tennessee Tech	26	—	—
24	L	14	Murray State	51	—	—
30	W	37	Millsaps	23	—	—
31	W	28	Tennessee Tech	14	—	—
F. 3	W	29	Delta State	26	—	—
10	L	34	Louisiana College	36	—	—
15	L	34	Middle Tennessee	40	—	—
21	L	31	at Union	43	—	—
22	L	26	at Murray State	45	—	—
28	W	31	at Millsaps	28	—	—
29	W	41	at Mississippi College	38	—	—

**1936-37**

Record: 5-7

Home: 3-3, Away: 2-4

Coach: Zach Curlin

					HR	VR
J. 9	W	37	Tennessee Tech	26	—	—
13	L	30	Murray State	33	—	—
14	L	21	at Tennessee Tech	22	—	—
15	L	24	at Middle Tennessee	33	—	—
16	W	52	at Middle Tennessee	33	—	—
22	W	39	Jacksonville (Ala.)	25	—	—
23	L	24	Delta State	28	—	—
F. 2	L	32	at Murray State	35	—	—
6	L	25	Union	41	—	—
9	W	43	Austin Peay	31	—	—
18	L	23	at Union	32	—	—
26	W	41	at Delta State	40	—	—

**1937-38**

Record: 0-14

Home: 0-7, Away: 0-7

Coach: Zach Curlin

					HR	VR
J. 7	L	16	at Murray State	42	—	—
8	L	25	at Arkansas State	41	—	—
13	L	36	at Delta State	64	—	—
14	L	31	at Mississippi Southern	50	—	—
22	L	20	Arkansas State	39	—	—
28	L	32	Union	58	—	—

31	L	35	Murray State	68	—	—
F. 5	L	34	Delta State	69	—	—
10	L	26	at Union	42	—	—
11	L	29	at Middle Tennessee	30	—	—
12	L	23	at Tennessee Tech	50	—	—
16	L	12	Rhodes College	44	—	—
18	L	33	Tennessee Tech	49	—	—
19	L	43	Middle Tennessee	44	—	—

**1938-39**

Record: 2-13

Home: 2-7, Away: 0-6

Coach: Zach Curlin

					HR	VR
J. 9	L	32	at Arkansas State	38	—	—
	L	31	at Middle Tennessee	41	—	—
14	L	35	at Tennessee Tech	37	—	—
20	L	20	at Union	33	—	—
23	L	28	Southwestern	33	—	—
24	L	53	Delta State	58	—	—
26	W	53	Arkansas State	45	—	—
28	L	33	at Murray State	66	—	—
F. 3	L	40	Tennessee Tech	43	—	—
4	L	31	Middle Tennessee	39	—	—
7	L	38	Rhodes College	45	—	—
10	L	43	Jacksonville (Ala.)	47	—	—
11	L	35	Murray State	40	—	—
16	W	43	Union (ot)	39	—	—
17	L	42	at Delta State	69	—	—

**1939-40**

Record: 7-9

Home: 6-3, Away: 1-6

Coach: Zach Curlin

					HR	VR
D. 15	L	29	Ole Miss	40	—	—
J. 6	L	44	at Arkansas State	45	—	—
12	L	29	at Delta State	50	—	—
13	W	35	Murray State	32	—	—
20	W	38	Tennessee Tech	27	—	—
23	L	34	at Murray State	66	—	—
25	L	29	Arkansas Teachers	38	—	—
26	L	35	at Middle Tennessee	52	—	—
27	L	35	at Tennessee Tech	44	—	—
F. 3	W	46	Rhodes College (2 ot)	44	—	—
6	W	52	Union	40	—	—
7	L	41	Arkansas State	46	—	—
10	W	41	Middle Tennessee St.	31	—	—
13	W	39	at Rhodes College	36	—	—
16	W	38	Delta State	37	—	—
21	L	47	at Union	65	—	—

**1940-41**

Record: 9-8

Home: 5-4, Away: 3-3, Neutral: 1-1

Coach: Zach Curlin

					HR	VR
J. 7	L	31	#Ford V8s	39	—	—
11	W	45	at Union	38	—	—
14	W	29	at Southwestern	28	—	—
17	W	46	Mississippi Southern	41	—	—
22	L	25	Delta State	37	—	—
23	L	29	at Tennessee Tech	32	—	—
24	W	37	at Middle Tennessee	28	—	—
31	W	40	^Coca Cola	25	—	—
F. 4	W	29	Southwestern	27	—	—
6	L	26	at Delta State	58	—	—
7	W	43	Tennessee Tech (ot)	41	—	—
14	L	45	Murray State	52	—	—

15	W	52	Middle Tennessee	36	—	—
18	L	41	New York Celtics	48	—	—
21	L	31	at Murray State	55	—	—
24	L	37	Southwestern	46	—	—

#Gaston Community Center, Memphis

^Ellis Community Center, Memphis

**NOTE:** Memphis also defeated Union at home, however score and date are unknown.**1941-42**

Record: 7-9

Home: 5-3, Away: 2-5, Neutral: 0-1

Coach: Zach Curlin

					HR	VR
J. 8	W	40	Buckeye Pulp Plant	32	—	—
12	W	50	at Rhodes College	25	—	—
15	L	43	Union	45	—	—
20	L	31	at Murray State	46	—	—
21	W	47	at Union	41	—	—
27	L	24	at Delta State	43	—	—
29	W	32	Tennessee Tech	29	—	—
F. 2	L	43	#Goldcrest	54	—	—
3	L	29	Delta State	32	—	—
5	W	70	Middle Tennessee	29	—	—
11	W	51	Arkansas College	32	—	—
13	L	28	at Tennessee Tech	41	—	—
14	L	25	at Middle Tennessee	36	—	—
17	W	72	Rhodes College	41	—	—
20	L	37	Murray State	70	—	—
24	L	47	at Arkansas College	73	—	—

#Gaston Community Center, Memphis

**1942-43**

Record: 7-4

Home: 5-3, Away: 1-1, Neutral: 1-0

Coach: Zach Curlin

					HR	VR
J. 29	W	54	Rhodes College	45	—	—
30	W	47	Rhodes College	34	—	—
F. 2	L	46	at NATTC	65	—	—
3	W	52	#Hurley Tractors	44	—	—
8	L	42	Ferry Command	43	—	—
9	W	60	DuPont Acid Aces	39	—	—
10	W	57	Second Army	41	—	—
16	L	21	Aviation Maintenance	40	—	—
17	L	23	NATTC	34	—	—
19	W	55	at Rhodes College	37	—	—
20	W	34	Second Army	23	—	—

#Gaston Community Center

**1943-44**

No Team Due to World War II

**1944-45**

Record: 3-6

Home: 2-3, Away: 1-3

Coach: Zach Curlin

					HR	VR
J. 11	L	41	at Rhodes College	47	—	—
13	L	39	Rhodes College	43	—	—
20	W	44	at Arkansas State	25	—	—
25	L	38	Coca Cola	43	—	—
27	W	63	National Fireworks	51	—	—
30	L	25	at Ken. Gen. Wireworks	60	—	—
F. 3	W	41	Arkansas State	30	—	—
19	L	30	Rhodes College	35	—	—
20	L	38	at Rhodes College	51	—	—





## 1952-53

Record: 10-14

Home: 8-2, Away: 2-12

Coach: Eugene Lambert

				HR	VR
N.	29	L	78	at Centenary	86 — —
D.	4	L	71	East Tennessee State	75 — —
	5	W	91	at Lambuth College	81 — —
	8	W	70	Louisiana Tech.	63 — —
	17	L	71	at St. Francis (Pa.)	76 — —
	19	L	65	at Wayne University	74 — —
	20	L	61	at St. Francis (Pa.)	76 — —
	23	L	76	at Marshall	102 — —
J.	2	L	64	Auburn	78 — —
	3	W	75	Arizona	56 — —
	8	W	90	Spring Hill	60 — —
	9	L	62	at Middle Tennessee	77 — —
	10	L	40	at Tennessee Tech	55 — —
	17	L	64	at Temple	71 — —
	20	W	93	at Hartwick College	67 — —
	21	L	59	at Siena	72 — —
	22	L	85	at Seton Hall	103 — 1
	24	W	96	Tennessee Tech	83 — —
	27	W	72	Centenary	62 — —
F.	2	W	87	Florida State	73 — —
	5	L	73	at Mississippi Southern	81 — —
	7	L	83	at Louisiana Tech.	93 — —
	18	W	72	Ole Miss	65 — —
	27	W	118	Chattanooga	71 — —

## 1953-54

Record: 15-9

Home: 10-2, Away: 5-7

Coach: Eugene Lambert

				HR	VR
N.	28	W	96	Union	65 — —
D.	3	W	89	Lambuth College	59 — —
	7	W	71	at East Tennessee State	68 — —
	8	L	59	at Morehead State	69 — —
	11	W	104	Marshall	85 — —
	14	L	63	SMU	66 — —
	19	L	67	at Arkansas Tech.	83 — —
	21	W	71	Baylor	64 — —
J.	5	L	73	at Murray State	82 — —
	8	W	75	at Middle Tennessee St.	68 — —
	9	L	73	at Tennessee Tech	94 — —
	12	W	68	at North Alabama	60 — —
	14	W	47	Murray State	45 — —
	20	W	82	Middle Tennessee State	65 — —
	23	L	53	at Western Kentucky	63 — 4
	28	W	86	at Mississippi Southern	73 — —
	29	L	70	at Centenary College	80 — —
F.	1	W	87	Arkansas State	77 — —
	4	L	59	Dayton	66 — —
	8	W	81	Tennessee Tech	58 — —
	9	W	82	Ole Miss	75 — —
	13	L	75	at Arkansas State	85 — —
	16	W	93	North Alabama	61 — —
	27	W	65	at Centenary	57 — —

## 1954-55

Record: 17-5

Home: 10-1, Away: 6-3, Neutral 1-1

NCAA Tournament

Coach: Eugene Lambert

				HR	VR
D.	1	W	95	Middle Tennessee	80 — —
	4	L	69	at Dayton	88 — —
	6	L	72	at Xavier (Ohio)	81 — —
	11	L	90	Morehead State	111 — —

	16	W	70	at Murray State .....	68	—	—
	20	W	75	Texas Tech .....	66	—	—
	22	W	86	Nebraska .....	79	—	—
J.	3	W	99	at Union.....	67	—	—
				<i>Senior Bowl Tournament, Mobile, Ala.</i>			
	5	W	94	at Spring Hill .....	83	—	—
	6	W	105	Arkansas Tech (ot).....	102	—	—
	13	W	67	Murray State .....	56	—	—
	22	W	96	at Tennessee Tech .....	73	—	—
	24	W	104	Arkansas State .....	79	—	—
	27	W	91	at Middle Tennessee .....	86	—	—
	29	W	95	Centenary.....	82	—	—
F.	1	W	81	Xavier.....	67	—	—
	4	W	94	Mississippi State.....	68	—	—
	9	W	106	Abilene Christian.....	71	—	—
	12	W	86	at Arkansas State .....	71	—	—
	19	W	83	Tennessee Tech.....	45	—	—
	26	L	68	at Centenary.....	70	15	—

NCAA Tournament, Lexington, Ky.

M.	8	L	55	Penn State	59 19 —
----	---	---	----	------------	---------

## 1955-56

Record: 20-7

Home: 10-0, Away: 9-6, Neutral 1-1

NCAA Tournament

Coach: Eugene Lambert

					HR	VR
D.	1	W	136	at Union.....	70	— —
	5	W	84	Texas A&M .....	71	— —
	7	W	102	Hardin Simmons .....	52	— —
	15	W	112	Southern Miss .....	76	— —
	17	W	75	at Hardin Simmons .....	73	— —
	19	W	71	at UTEP.....	70	— —
	21	W	98	at Arizona (ot).....	92	18 —
J.	2	W	112	Northwestern State.....	78	— —
<i>Senior Bowl Tournament, Mobile, Ala.</i>						
	4	W	79	Miami (Fla.).....	71	12 —
	5	L	65	at Spring Hill .....	79	12 —
	10	W	80	Western Kentucky .....	64	17 —
	14	W	74	at Arkansas State .....	64	17 —
	18	L	75	at Louisville .....	85	15 10
	20	W	73	at Washington (Mo.).....	71	15 —
	27	W	105	Mississippi State.....	73	19 —
	30	W	97	Arkansas State .....	67	19 —
F.	1	W	106	Murray State .....	72	16 —
	4	L	67	at St. Bonaventure .....	79	16 —
	6	W	84	at West Virginia .....	69	16 —

11	W	96	Tennessee Tech	77 — —
15	L	71	at Dayton	85 19 2
18	W	101	Centenary	82 19 —
20	L	81	at Tennessee Tech	77 19 —
22	W	100	at Murray State	94 — —
27	L	80	at Centenary (ot)	84 — —
28	W	78	at Northwestern State	65 — —

NCAA Tournament, Wichita, Kan.

M.	12	L	81	Oklahoma City	96 — —
----	----	---	----	---------------	--------

## 1956-57

Record: 24-6

Home: 9-1, Away: 7-3, Neutral 8-2

NIT Finalist

Coach: Bob Vanatta

					HR	VR
D.	1	W	88	Arkansas State.....	68	— —
	5	W	89	at Mississippi State.....	78	— —
	8	W	82	at Houston.....	78	— —
	10	W	71	at Southern Miss.....	70	— —
	14	W	77	UTEP.....	48	— —
	17	W	94	New Mexico.....	76	— —
	20	W	70	#Spring Hill.....	62	— —
<i>All College Tournament, Oklahoma City, Okla.</i>						
	27	W	99	Texas Tech.....	77	— —
	28	L	76	Seattle.....	84	— 18
	29	W	77	Marquette.....	76	— —
J.	1	W	94	Arizona.....	76	— —
	5	L	68	Oklahoma City .....	80	20 17
	9	L	71	at Louisville .....	93	— 5
	12	W	85	#DePaul.....	81	— —
	16	W	105	Murray State .....	92	— —
	19	W	101	at Tennessee Tech.....	74	— —
	22	W	89	Tennessee Tech.....	73	— —
	26	W	86	Mississippi State.....	83	— —
	30	W	93	at Murray State .....	72	— —
F.	2	W	81	#Louisville.....	78	— 3
	5	W	86	Western Kentucky .....	84	16 20
	9	L	78	at Centenary.....	90	16 —
	16	W	96	Houston.....	86	— —
	18	L	96	at Oklahoma City .....	106	— 13
	23	W	98	at Western Kentucky .....	82	20 —
	28	W	97	at Arkansas State .....	75	19 —
<i>National Invitation Tournament, New York, N.Y.</i>						
M.	16	W	77	Utah.....	75	16 —
	18	W	85	Manhattan.....	73	16 —
	21	W	80	St. Bonaventure (ot).....	78	16 —



## 1957 NIT Finalist

Front Row (l-r): Bob McDonald, Oscar Ammer, Orby Arnold, Ron Ragan, James Hockaday and Scott Hoover.

Back Row (l-r): Head Coach Bob Vanatta, Jack Butcher, Martin "Spud" Hays, Win Wilfong, George Price, Lirk Lowery, Marty Cleary and Bob Swander. Not pictured: Eddie Weil. (Team manager unidentified)





23 L 83 Bradley.....84 16 19  
#Ellis Auditorium, Memphis

## 1957-58

Record: 15-7

Home: 9-2, Away: 3-4, Neutral 3-1

Coach: Bob Vanatta

			HR	VR
D.	4	W 96 Union.....	69	—
	7	W 72 VMI.....	58	—
	9	L 68 Texas A&M.....	71	—
	11	L 54 #Mississippi State.....	66	20
	16	W 70 The Citadel.....	63	20
<i>Madison Square Garden, New York</i>				
	21	L 69 vs Manhattan.....	88	—
<i>Sugar Bowl Tournament, New Orleans, La.</i>				
	28	W 65 Loyola-New Orleans (ot).....	63	—
	30	W 47 Maryland.....	46	6
J.	6	W 53 Oklahoma City.....	50	—
	11	W 75 at Murray State.....	66	18
	13	W 59 Florida State.....	56	18
	18	W 64 Stetson.....	58	—
	25	W 85 #Ole Miss.....	62	—
	28	W 76 at Tennessee Tech.....	59	—
F.	1	L 54 at The Citadel.....	62	—
	5	W 64 Tennessee Tech.....	63	—
	8	L 76 at Loyola-Chicago (2 ot).....	79	—
	11	W 56 Murray State.....	50	—
	14	L 59 at Oklahoma City.....	67	—
	18	W 68 at Florida State.....	51	—
	25	L 55 Loyola-New Orleans.....	68	—
	28	W 70 Spring Hill.....	54	—

#Ellis Auditorium, Memphis

## 1958-59

Record: 17-6

Home: 12-0, Away: 2-4, Neutral 3-2

Coach: Bob Vanatta

			HR	VR
D.	1	W 105 Chattanooga.....	56	—
	6	W 64 Rollins College.....	48	—
	10	W 59 #Alabama.....	55	—
	13	W 101 at Tampa.....	63	—
	16	W 74 Hardin Simmons.....	42	—
	22	W 96 Toronto.....	56	—
<i>Sugar Bowl Tournament, New Orleans</i>				
	29	W 73 Loyola-New Orleans.....	71	18
	30	L 55 Mississippi State.....	73	8
J.	10	W 66 Oklahoma City.....	61	13
	13	W 75 at Florida State.....	72	—
	17	L 79 at Tennessee Tech.....	82	—
	19	W 85 Birmingham Southern.....	33	—
	24	W 65 #Ole Miss.....	63	—
	29	L 52 #Mississippi State.....	53	11
	31	L 72 at Loyola-New Orleans.....	87	—
F.	1	W 95 Tampa.....	65	—
	7	L 92 at Wichita State.....	95	—
	10	W 93 Florida State.....	69	—
	14	W 82 Centenary.....	62	—
	17	W 63 Tennessee Tech.....	60	—
	21	L 68 at Oklahoma City.....	71	18
	24	W 96 Loyola-New Orleans.....	62	—
	27	W 77 Spring Hill.....	37	—

#Ellis Auditorium, Memphis

## 1959-60

Record: 18-5

Home: 11-0, Away: 4-4, Neutral 3-1

National Invitation Tournament

Coach: Bob Vanatta

			HR	VR
D.	3	L 55 at Ohio State.....	94	—
	5	W 90 North Texas.....	58	—
	8	W 107 Texas Wesleyan.....	48	—
	12	W 71 Baylor.....	56	—
	15	W 67 Lamar.....	45	—
<i>Murray State Invitational, Murray, Ky.</i>				
	18	W 70 at Murray State.....	57	—
	19	W 79 Mississippi State.....	62	—
	22	W 88 Louisiana-Monroe.....	40	—
J.	7	W 81 Oklahoma City.....	68	—
	11	W 86 Florida State.....	71	—
	16	L 52 at Dayton.....	58	—
	20	W 84 Tennessee Tech.....	65	—
	23	W 96 #Ole Miss.....	57	—
	28	W 63 #Alabama.....	37	—
F.	2	L 67 at Tennessee Tech.....	69	—
	6	W 100 Richmond.....	74	—
	9	W 83 at Florida State.....	67	—
	13	L 75 at Wichita State.....	79	—
	16	W 54 Loyola-New Orleans.....	38	—
	20	W 70 at Oklahoma City.....	66	—
	23	W 96 Spring Hill.....	55	—
	27	W 79 at Loyola-New Orleans.....	63	—
<i>National Invitation Tournament, New York, N.Y.</i>				
M.	10	L 70 Providence.....	71	—

#Ellis Auditorium, Memphis

## 1960-61

Record: 20-3

Home: 10-1, Away: 7-0, Neutral 3-2

National Invitation Tournament

Coach: Bob Vanatta

			HR	VR
D.	1	W 118 UC Davis.....	52	—
	6	W 84 at Baylor.....	58	—
	10	W 102 North Texas.....	56	—
	15	W 75 at Brigham Young.....	72	—
	17	W 77 at Montana State.....	50	—
	19	W 86 at Seattle.....	81	—
	22	W 111 Missouri Mines.....	50	—
<i>Sugar Bowl Tournament, New Orleans</i>				
	29	W 95 Western Kentucky.....	74	19
	30	L 82 West Virginia (ot).....	86	19
J.	7	W 72 #Southern Miss.....	55	—
	10	W 85 Louisiana-Monroe.....	58	—
	13	W 54 at Loyola-New Orleans.....	45	—
	17	W 96 Louisiana College.....	39	—
	20	W 70 Murray State.....	60	—
	28	W 88 #Ole Miss.....	61	—
F.	1	W 83 at Tennessee Tech.....	70	—
	4	L 77 Dayton.....	96	—
	6	W 104 Richmond.....	73	—
	11	W 78 at Villanova.....	74	—
	15	W 81 Middle Tennessee St.....	61	—
	18	W 82 Tennessee Tech.....	73	—
	25	W 85 Loyola-New Orleans.....	51	—
<i>National Invitation Tournament, New York, N.Y.</i>				
M.	16	L 69 Holy Cross.....	81	—

#Ellis Auditorium, Memphis

## 1961-62

Record: 15-7

Home: 11-1, Away: 1-4, Neutral 3-2

NCAA Tournament

Coach: Bob Vanatta

			HR	VR
D.	1	W 92 Texas Wesleyan.....	51	—
	4	L 81 at Minnesota.....	89	—
	6	W 59 Baylor.....	47	—
	8	W 63 Texas Tech.....	62	—
	11	W 62 Texas A&M.....	60	—
	13	W 107 San Francisco State.....	49	—
	19	L 71 Mississippi State.....	83	—
	22	W 96 Richmond.....	77	—
<i>Gulf Coast Tournament, Shreveport, La.</i>				
	27	L 78 South Carolina.....	79	—
	28	W 103 Northwestern State.....	83	—
	29	W 79 Murray State.....	67	—
J.	2	W 85 New Mexico State.....	70	—
<i>Madison Square Garden, New York, N.Y.</i>				
	5	W 101 vs Seton Hall.....	84	—
	13	W 87 at Loyola-New Orleans.....	76	—
	20	L 76 at Loyola-Chicago.....	100	—
	27	L 84 at Villanova.....	109	—
	30	W 86 The Citadel.....	72	—
F.	3	W 90 Murray State.....	72	—
	6	W 88 William & Mary.....	70	—
	17	W 101 Loyola-New Orleans.....	58	—
	21	L 67 at Dayton.....	78	—
<i>NCAA Tournament, Dallas, Texas</i>				
M.	12	L 83 Creighton.....	87	—

## 1962-63

Record: 19-7

Home: 9-2, Away: 6-2, Neutral 4-3

National Invitation Tournament

Coach: Dean Ehlers

			HR	VR
D.	2	W 80 McNeese State.....	52	—
	3	W 101 New Mexico State.....	77	—
	8	L 67 at Texas A&M.....	78	—
	10	W 79 at Texas Tech.....	66	—
<i>Jackson, Miss.</i>				
	15	L 66 vs Mississippi State.....	77	5
	18	W 78 Minnesota.....	70	—
	22	W 70 #Ole Miss.....	62	—
<i>All College Tournament, Oklahoma City, Okla.</i>				
	27	W 76 Toledo.....	61	—
	28	L 82 Loyola-Chicago.....	94	3
	29	W 80 Oklahoma City.....	77	—
J.	2	W 99 Brigham Young.....	76	—
	7	W 96 Hawaii.....	60	—
	10	L 75 at Loyola-New Orleans.....	78	—
	12	W 82 at Southern Miss.....	69	—
	19	W 90 Centenary.....	85	—
	23	W 60 at Murray State.....	58	—
	26	W 71 #Mississippi State.....	65	9
F.	2	L 54 Villanova.....	59	—
	9	W 72 at The Citadel.....	63	—
	11	W 76 Louisville.....	55	—
	19	W 61 Dayton.....	59	—
	23	W 55 Loyola-New Orleans.....	48	—
	26	W 90 at Centenary.....	79	—
M.	2	L 70 Creighton.....	95	—
<i>National Invitation Tournament, New York, N.Y.</i>				
	14	W 70 Fordham.....	49	—
	16	L 67 Canisius.....	76	—

#Memphis Auditorium

## 1963-64

Record: 14-11

Home: 8-4, Away: 3-7, Neutral 3-0

Coach: Dean Ehlers

				HR	VR
D.	2	W	57	McNeese State.....	44 — —
	7	W	79	at Ole Miss.....	57 — —
	12	W	88	Marquette.....	74 — —
	14	W	73	at Mississippi State.....	65 — —
	16	W	108	Alabama.....	75 — —
	21	W	98	#Ole Miss.....	78 — —
<i>Vanderbilt Tournament, Nashville, Tenn.</i>					
	27	L	79	Vanderbilt.....	85 — 6
	28	W	88	Western Kentucky.....	83 — —
J.	1	L	66	Rhode Island.....	68 — —
	4	L	57	at Louisville.....	69 — —
	9	L	64	at Loyola-New Orleans....	90 — —
	11	W	80	Southern Miss.....	55 — —
	16	L	90	Florida State.....	91 — —
	18	L	69	Miami (Fla.).....	78 — —
	20	W	83	Loyola-Chicago.....	65 — 2
	25	W	81	#Mississippi State.....	66 — —
F.	1	L	66	at Portland.....	75 — —
	3	L	88	at Seattle.....	105 — —
	5	W	87	at Creighton.....	86 — —
	8	W	98	DePaul.....	67 — 10
	10	W	83	Florida State.....	71 — —
	15	L	73	at Dayton.....	83 — —
<i>Madison Square Garden, New York, N.Y.</i>					
	20	L	71	New York University.....	95 — —
	22	W	93	Loyola-New Orleans.....	49 — —
	26	L	86	Xavier.....	99 — —

#Memphis Auditorium

## 1964-65

Record: 10-14

Home: 7-6, Away: 3-8

Coach: Dean Ehlers

				HR	VR
D.	1	W	82	Texas A&M.....	73 — —
	5	W	78	Louisiana-Lafayette.....	71 — —
	10	L	71	at Texas A&M.....	81 — —
	12	W	83	Alabama.....	73 — —
	19	L	63	at Tulsa.....	80 — —
	21	L	77	Seattle.....	89 — —
<i>Memphis State Classic, Memphis, Tenn.</i>					
	28	W	95	SMU (ot).....	92 — —
	29	L	68	Indiana.....	91 — 7
J.	2	L	71	Fordham.....	73 — —
	5	L	70	at DePaul.....	99 — —
	9	W	72	Creighton.....	66 — —
	14	W	71	at Loyola-New Orleans....	65 — —
	16	L	61	at Florida State.....	74 — —
	23	L	80	Southern Miss.....	86 — —
	30	L	64	at Arizona.....	99 — —
F.	1	W	116	at Pepperdine.....	90 — —
	2	L	79	at Santa Clara.....	92 — —
	6	L	70	Florida State.....	81 — —
	10	W	82	at Marquette.....	70 — —
	13	W	77	Dayton.....	71 — —
	20	W	84	Loyola-New Orleans.....	54 — —
	25	L	74	at Xavier.....	95 — —
	27	L	58	at Villanova.....	91 — —
M.	3	L	87	Duquesne.....	93 — —

## 1965-66

Record: 10-15

Home: 9-4, Away: 1-9, Neutral 0-2

Coach: Dean Ehlers

				HR	VR
D.	2	W	77	Union.....	59 — —

	4	L	69	Arizona.....	94	—	—
	6	W	85	Pepperdine.....	66	—	—
	11	L	61	at Western Kentucky.....	100	—	—
	13	L	84	at Texas A&M.....	93	—	—
	18	W	69	North Texas.....	67	—	—
<i>Memphis State Classic, Memphis, Tenn.</i>							
	20	L	72	Texas.....	80	—	—
	21	W	85	Missouri.....	72	—	—
<i>Queen City Tournament, Buffalo, N.Y.</i>							
	30	L	65	Drake.....	80	—	—
J.	1	L	89	Canisius.....	92	—	—
	5	W	97	at Southern Miss.....	77	—	—
	8	W	97	Oklahoma City.....	87	—	—
	13	L	78	at Loyola-New Orleans....	86	—	—
	15	L	63	at Florida State.....	67	—	—
	22	L	69	Villanova.....	70	—	—
	29	L	107	Xavier.....	110	—	—
	31	L	89	at Oklahoma City.....	104	—	—
F.	2	L	82	at Creighton.....	115	—	—
	5	W	81	Florida State.....	66	—	—
	10	W	71	Loyola-New Orleans.....	69	—	—
	12	L	77	at Dayton.....	90	—	—
	15	W	86	Miami (Fla.).....	72	—	—
	19	W	84	Jacksonville.....	61	—	—
	24	L	79	at Duquesne.....	92	—	—
	26	L	78	at Villanova.....	84	—	—

## 1966-67

Record: 17-9

Home: 12-3, Away: 5-5, Neutral 0-1

National Invitation Tournament

Coach: Moe Iba

				HR	VR
D.	3	L	44	Western Kentucky.....	52 — 8
	5	W	66	Texas A&M.....	56 — —
	8	W	63	at Rice.....	54 — —
	10	W	56	at TCU.....	54 — —
	12	W	64	at North Texas.....	57 — —
<i>Memphis State Classic, Memphis, Tenn.</i>					
	16	W	43	Arkansas.....	36 — —
	17	W	55	Maryland.....	53 — —
	21	W	58	Villanova.....	40 — —
	23	L	44	at Saint Louis.....	63 — —
	31	W	57	Yale.....	43 — —
J.	4	W	55	Union.....	47 — —
	11	W	65	Southern Miss.....	52 — —
	14	L	43	Tulsa.....	54 — —
	16	W	46	Florida State.....	42 — —
	21	L	78	at Xavier.....	88 — —
	28	W	76	Loyola-New Orleans.....	50 — —
	31	W	63	at Jacksonville (ot).....	58 — —
F.	2	L	63	at Miami (Fla.).....	88 — —
	4	L	51	at Florida State.....	55 — —
	7	L	56	Dayton.....	81 — —
	11	W	61	Mississippi State.....	53 — —
	14	W	52	at Loyola-New Orleans....	46 — —
	18	W	74	Creighton.....	66 — —
	20	W	62	Jacksonville.....	39 — —
	24	L	48	at Villanova.....	66 — —
<i>National Invitation Tournament, New York, N.Y.</i>					
M.	11	L	68	Providence.....	77 — —

## 1967-68

Record: 8-17

Home: 5-8, Away: 2-8, Neutral 1-1

Missouri Valley Conference: 2-14

Coach: Moe Iba

				HR	VR
D.	2	W	54	Union.....	41 — —
	4	W	64	Rice.....	56 — —
	7	L	52	*at Bradley.....	80 — —

11	L	66	at Mississippi State.....	71	—	—
20	L	47	*Tulsa.....	64	—	—
23	W	65	TCU.....	61	—	—
<i>Sugar Bowl Tournament, New Orleans, La.</i>						
29	L	44	Davidson.....	51	—	8
30	W	73	Michigan State.....	57	—	—
J.	2	L	75	*Drake (ot).....	76	—
	10	L	58	*Louisville.....	78	—
	13	L	69	*at Wichita State.....	77	—
	22	L	68	*Cincinnati (ot).....	75	—
	25	L	69	*Bradley.....	92	—
F.	3	L	48	*at Tulsa.....	52	—
	5	W	67	*at North Texas.....	65	—
	8	L	53	*at Saint Louis.....	60	—
	13	W	67	Miami (Fla.).....	44	—
	15	W	72	at Loyola-New Orleans....	64	—
	19	W	67	*Wichita State.....	55	—
	24	L	53	Loyola-New Orleans.....	56	—
	26	L	52	*at Louisville.....	76	—
	29	L	61	*at Drake.....	89	—
M.	2	L	63	*at Cincinnati.....	72	—
	5	L	62	*North Texas (ot).....	63	—
	7	L	65	*Saint Louis.....	77	—

\*Missouri Valley Conference game

## 1968-69

Record: 6-19

Home: 4-10, Away: 2-8, Neutral 0-1

Missouri Valley Conference: 0-16

Coach: Moe Iba

				HR	VR
D.	2	L	68	Lamar.....	82 — —
	4	W	81	Texas-Arlington.....	49 — —
	10	L	53	Union.....	61 — —
	14	W	65	Abilene Christian.....	62 — —
	18	L	66	*at Louisville.....	67 — 19
<i>Poinsettia Classic, Greenville, S.C.</i>					
	27	L	73	The Citadel.....	76 — —
	28	W	79	Furman.....	69 — —
	31	W	70	Brown.....	52 — —
J.	2	L	71	*Drake.....	73 — —
	4	L	69	*at North Texas.....	96 — —
	7	L	67	*Bradley.....	68 — —
	9	L	62	*Saint Louis (ot).....	63 — —
	16	W	74	Loyola-New Orleans.....	54 — —
	18	L	69	*at Tulsa.....	70 — 14
	25	L	53	*at Cincinnati.....	62 — —
	30	L	69	*at Wichita State.....	71 — —
F.	1	L	72	*at Drake.....	85 — —
	3	L	70	*North Texas.....	89 — —
	6	L	51	*Louisville.....	60 — —
	8	L	47	*Cincinnati.....	69 — —
	12	W	80	at Loyola-New Orleans....	62 — —
	14	L	65	*at Saint Louis.....	74 — —
	18	L	62	*at Bradley.....	88 — —
	27	L	56	*Tulsa.....	62 — 19
M.	1	L	61	*Wichita State.....	71 — —

\*Missouri Valley Conference game

## 1969-70

Record: 6-20

Home: 4-10, Away: 1-8, Neutral 1-2

Missouri Valley Conference: 1-15

Coach: Moe Iba

				HR	VR
D.	1	L	62	Union.....	63 — —
	6	W	72	Sam Houston State.....	70 — —
<i>Liberty Bowl Tournament, Memphis, Tenn.</i>					
	10	W	83	Mississippi State.....	74 — —
	11	L	72	Tulsa.....	82 — —



20	W	57	Texas Wesleyan.....	52	—	—
22	L	74	Dartmouth (2 ot).....	77	—	—
<i>All College Tournament, Oklahoma City, Okla.</i>						
26	W	67	Arizona State.....	62	—	—
27	L	58	at Oklahoma City.....	72	—	—
28	L	51	Tennessee.....	72	—	6
J.	3	L	77	*North Texas.....	86	—
	5	L	62	*at Drake.....	72	—
	10	L	59	*at Bradley.....	74	—
	13	L	77	*at Saint Louis.....	88	—
	17	L	61	*Tulsa.....	77	—
	24	L	69	*Cincinnati.....	78	—
	26	W	91	at Loyola-New Orleans.....	83	—
	29	W	84	*Wichita State.....	81	—
	31	L	76	*Drake.....	82	— 16
F.	4	L	48	*at Louisville.....	77	—
	7	L	63	*at Cincinnati.....	77	—
	14	L	70	*at North Texas.....	82	—
	19	L	75	*Bradley.....	91	—
	21	L	68	*Saint Louis.....	78	—
	26	L	78	*at Tulsa.....	87	—
	28	L	72	*at Wichita State.....	79	—
M.	4	L	82	*Louisville.....	83	—

\*Missouri Valley Conference game

## 1970-71

Record: 18-8

Home: 14-1, Away: 3-7, Neutral 1-0

Missouri Valley Conference: 8-6

Coach: Gene Bartow

					HR	VR
D.	1	W	99	UC Davis .....	79	—
	4	W	113	South Dakota .....	98	—
	7	W	88	Union.....	73	—
	9	L	87	at Oklahoma State .....	93	—
	12	W	81	Indiana State .....	77	—
	21	W	86	Princeton.....	77	—
	23	W	108	Missouri-St. Louis.....	86	—
	<i>Winter Classic, Santa Barbara, Calif.</i>					
28	W	93	Columbia.....	62	—	
29	L	81	at UC-Santa Barbara.....	85	—	
J.	31	W	83	at UNLV.....	76	—
	2	W	69	*North Texas.....	57	—
	7	W	102	*Bradley.....	87	—
	9	W	78	*Louisville.....	75	13
	13	W	113	St. Joseph's (Ind.).....	97	—
	16	L	85	*at Tulsa.....	90	—
	25	W	84	Loyola-New Orleans.....	68	—
	28	L	87	*at Wichita State.....	98	—
F.	30	L	70	*at Drake.....	93	—
	4	W	73	*Drake.....	72	—
	6	L	58	*at Saint Louis.....	62	—
	13	W	71	*at North Texas.....	66	—
	18	W	74	*at Bradley.....	70	—
	20	W	60	*Saint Louis.....	56	—
	25	L	91	*Tulsa (2 ot).....	94	—
	27	W	85	*Wichita State.....	77	—
M.	6	L	73	*at Louisville.....	102	—
*Missouri Valley Conference game						

\*Missouri Valley Conference game

## 1971-72

Record: 21-7

Home: 14-1, Away: 5-4, Neutral 2-2

Missouri Valley Conference: 12-2

National Invitation Tournament

Coach: Gene Bartow

		HR	VR
D.	2 W 108 Missouri-Rolla.....	66	—
	4 W 84 Oklahoma State.....	68	—
	7 L 73 Marquette.....	74	— 2



## 1973 NCAA Finalists

**Front Row:** David Kimmel, Ed DeShepper, Bill Cook, Ed Wilson, Freshman Asst. Coach Ed Young, John Tunstall, John Washington, Clarence Jones and Student Manager Ted Turnipseed. **Back Row:** SID Bill Grogan, Head Coach Gene Bartow, Doug McKinney, Jim Liss, Jerry Teltzloff, Kenny Andrews, Wes Westfall, Larry Kenon, Asst. Coach Wayne Yates, Charles Duvall, Ronnie Robinson, Billy Buford, Larry Trosper, Shannon Kennedy, Larry Finch, Bill Laurie, Assistant Coach LeRoy Hunt, Asst. SID Norman McCoy.

		<i>Vanderbilt Classic, Nashville, Tenn.</i>	
	10 W 74 Ole Miss.....	71	—
	11 L 82 Vanderbilt.....	83	—
		<i>Sun Bowl Tournament, El Paso, Texas</i>	
	17 W 82 San Francisco.....	77	—
	18 L 79 at UTEP.....	85	—
	31 W 92 Arkansas.....	77	—
J.	6 L 79 *at Bradley.....	95	—
	8 W 123 MacMurray.....	62	—
	12 W 82 LSU.....	63	—
	15 W 99 *Tulsa.....	72	—
	18 W 81 *at Drake.....	70	—
	22 W 91 *North Texas.....	60	—
	27 W 71 *Wichita State.....	69	—
	29 W 101 Union.....	79	—
F.	2 W 77 *at Louisville.....	69	— 3
	5 W 88 South Alabama.....	71	—
	10 L 72 *at Saint Louis.....	76	15
	12 W 87 *at North Texas.....	80	15
	17 W 70 *Bradley.....	59	18
	19 W 73 *St. Louis.....	70	18
	24 W 108 *at Wichita State.....	98	19
	26 W 91 *at Tulsa.....	90	19
M.	2 W 80 *Louisville.....	65	20 2
	4 W 70 *Drake.....	69	20
		<i>Missouri Valley Playoff Game, Nashville, Tenn.</i>	
	11 L 72 Louisville.....	83	11 4
		<i>National Invitation Tournament, New York, N.Y.</i>	
	18 L 74 Oral Roberts.....	94	13 16

\*Missouri Valley Conference game

## 1972-73

Record: 24-6

Home: 14-1, Away: 7-4, Neutral 3-1

Missouri Valley Conference: 12-2

NCAA Final Four

Coach: Gene Bartow

		HR	VR
D.	1 W 99 UC Davis.....	79	—
	2 W 108 Missouri Western.....	74	11

5	L	81	at LSU.....	94	11	—
7	W	87	USF.....	73	11	—
9	L	69	at Marquette.....	72	11	5
12	L	79	Texas.....	80	19	—
16	W	80	Navy.....	51	19	—
20	W	80	UC-Santa Barbara.....	74	—	—
<i>Little Rock, Ark.</i>						
23	W	87	at Arkansas.....	86	—	—
26	W	96	Cornell.....	64	—	—
30	W	74	at Vanderbilt.....	71	—	10
J.	4	W	97	*at Drake (2 ot).....	92	—
	6	W	76	*at Bradley.....	74	—
	10	W	124	UCF.....	75	—
	13	W	72	*Saint Louis.....	60	—
	20	W	112	St. Joseph's (Ind.).....	92	—
	25	W	81	*Louisville.....	76	17
	27	W	75	*New Mexico State.....	61	17
F.	1	W	73	*Drake.....	68	17
	3	W	79	*Bradley.....	64	17
	8	L	69	*at Louisville.....	83	15
	10	W	91	*at Tulsa (ot).....	87	15
	15	W	99	*Wichita State.....	77	16
	17	W	116	*West Texas State.....	79	16
	22	W	93	*at North Texas.....	88	14
	24	W	54	*at New Mexico State.....	53	14
M.	3	L	56	*at St. Louis.....	70	10
<i>NCAA Midwest Regional, Houston, Texas</i>						
15	W	90	South Carolina.....	76	12	—
17	W	92	Kansas State.....	72	12	9
<i>NCAA Final Four, St. Louis, Mo.</i>						
24	W	98	Providence.....	85	12	4
26	L	66	UCLA.....	87	12	1

\*Missouri Valley Conference game

## 1973-74

Record: 19-11

Home: 13-2, Away: 4-7, Neutral 2-2

National Invitation Tournament

Coach: Gene Bartow

				HR	VR
N. 30	W	106	Missouri-Rolla.....	79	20 —
D. 1	W	89	Wisconsin-Milwaukee.....	68	20 —
	5	W	105 UC Davis.....	61	10 —
	8	W	100 Southern Miss.....	79	10 —
	11	L	71 Vanderbilt.....	75	12 —
	13	W	90 at Texas.....	82	12 —
	15	W	99 East Texas State.....	76	12 —
	18	L	80 at Florida State.....	88	16 —
	22	W	101 Samford.....	69	16 —
<i>Sugar Bowl Tournament, New Orleans, La.</i>					
	28	W	86 at New Orleans.....	81	18 —
	29	L	83 N.C. State.....	98	18 5
	31	W	67 Murray State (ot).....	65	18 —
J. 3	W	88	*Bradley (ot).....	76	19 —
	5	W	53 *at West Texas State.....	49	19 —
	10	L	80 *Drake.....	91	— —
	12	L	61 *at Saint Louis.....	65	— —
	19	L	81 *at Louisville.....	94	— 16
	26	W	67 *Tulsa.....	64	— —
	31	W	73 *New Mexico State.....	66	— —
F. 2	W	65	*North Texas.....	62	— —
	7	W	91 *at Wichita State.....	90	— —
	9	L	77 *at North Texas.....	83	— —
	14	W	78 *Louisville.....	71	— 18
	16	W	91 *St. Louis.....	81	— —
	21	L	86 *at Drake.....	95	— —
	23	L	81 *at Bradley.....	94	— —
M. 1	W	73	at Hawaii.....	69	— —
	2	L	85 at Hawaii.....	117	— —
<i>National Invitation Tournament, New York, N.Y.</i>					
	17	W	73 Seton Hall.....	72	— —
	21	L	78 Utah.....	92	— —

\*Missouri Valley Conference game

## 1974-75

Record: 20-7

Home: 16-2, Away: 3-3, Neutral 1-2

National Invitation Tournament

Coach: Wayne Yates

				HR	VR
N. 30	W	96	Montclair State.....	60	15 —
D. 7	W	75	Wisconsin-Green Bay.....	67	16 —
	9	W	70 Florida State.....	69	16 —
	12	W	100 East Texas State.....	89	14 —
	14	W	102 Murray State.....	77	14 —
	17	W	85 Brown.....	83	11 —
	20	L	94 at UCLA.....	113	11 4
	21	W	111 at Pepperdine (ot).....	108	11 —
<i>Gator Bowl Tournament, Jacksonville, Fla.</i>					
	26	W	71 Temple.....	68	16 —
	27	L	54 Penn State.....	61	16 —
	30	L	91 Wichita State.....	95	16 —
J. 2	W	102	Georgia State.....	76	19 —
	4	W	79 Western Kentucky.....	72	19 —
	8	L	84 LaSalle.....	93	— 14
	11	W	83 Southern Miss.....	77	— —
	14	W	138 Buffalo State.....	92	— —
	18	W	130 Missouri-St. Louis.....	79	— —
	25	W	103 North Texas.....	92	— —
	30	W	78 at Wichita State.....	76	— —
F. 1	W	105	Union.....	52	— —
	10	W	74 UC-Santa Barbara.....	62	— —
	15	W	81 Wisconsin-Milwaukee.....	69	— —
	20	W	88 at Tulsa.....	80	— —

23	L	75	at Saint Louis.....	78	— —
M. 1	W	93	Mercer.....	75	— —
	4	L	79 at Louisville.....	84	— 3
<i>National Invitation Tournament, New York, N.Y.</i>					
	16	L	95 vs. Oral Roberts.....	97	— —

## 1975-76

Record: 21-9

Home: 15-2, Away: 5-3, Neutral 1-4

Metro Conference: 1-1

NCAA West Regional

Coach: Wayne Yates

				HR	VR
N. 29	L	74	*Louisville.....	79	19 8
D. 1	L	84	at Western Kentucky.....	87	19 —
<i>Sun Devil Classic, Tempe, Ariz.</i>					
	5	L	91 DePaul.....	100	— —
	6	L	86 Santa Clara.....	93	— —
	10	W	76 UCF.....	57	— —
	18	W	75 Wichita State.....	68	— —
	20	W	105 Midwestern State.....	76	— —
	23	W	84 Benedictine College.....	69	— —
	27	W	97 Cal-Poly.....	66	— —
	29	W	109 Murray State.....	83	— —
	31	W	90 Pepperdine.....	82	— —
J. 3	W	92	VCU.....	72	— —
	5	W	104 Madison College.....	80	— —
	8	L	70 at Wichita State.....	81	— —
	10	L	71 Virginia Tech.....	72	— —
	15	W	100 Illinois College.....	76	— —
	17	L	79 at Florida State.....	100	— —
	20	W	84 Southern Miss.....	70	— —
	24	W	85 *Cincinnati.....	79	— 16
	27	W	81 at LaSalle.....	77	— —
F. 7	W	87	at Oklahoma City.....	70	— —
	9	W	111 North Texas.....	93	— —
	16	W	87 at Southern Miss.....	72	— —
	19	W	91 Tulsa.....	83	— —
	21	W	96 Oklahoma City.....	72	— —
	24	W	85 at UC-Santa Barbara.....	82	— —
<i>Metro Tournament, Louisville, Ky.</i>					
M. 4	W	73	Saint Louis.....	69	— —
	5	W	87 at Louisville.....	76	— —
	6	L	95 Cincinnati.....	103	— 13
<i>NCAA West Regional, Tempe, Ariz.</i>					
	13	L	77 Pepperdine.....	87	— —

\*Metro Conference game

## 1976-77

Record: 20-9

Home: 17-2, Away: 2-5, Neutral 1-2

Metro Conference: 2-4

National Invitation Tournament

Coach: Wayne Yates

				HR	VR
N. 27	W	84	UCF.....	53	— —
D. 4	W	109	South Dakota State.....	76	— —
	9	W	79 Drake.....	74	— —
	11	W	80 Baylor.....	73	— —
	13	W	86 Southern Miss.....	71	— —
<i>Big Sun Tournament, St. Petersburg, Fla.</i>					
	17	W	77 Penn State.....	69	— —
	18	L	83 Florida.....	84	— —
	21	W	88 Ole Miss.....	83	— —
	23	W	116 TCU.....	72	— —
<i>Little Rock, Ark.</i>					
	30	W	69 at Arkansas.....	62	— 17
J. 3	W	82	Southern Miss.....	78	— —
	6	W	82 Oklahoma City.....	72	20 —
	8	W	109 MacMurray.....	55	20 —
	10	W	78 *Tulane.....	64	20 —

15	W	81	Florida State.....	75	18 —
17	L	82	*at Georgia Tech.....	89	18 —
22	W	97	Brandeis.....	87	18 —
26	W	88	New Orleans (ot).....	86	20 —
29	W	81	Dayton.....	67	20 —
31	L	82	*at Cincinnati.....	88	20 12
F. 2	W	97	Western Kentucky.....	75	— —
	5	L	92 *at Louisville.....	111	— 9
	9	L	69 at Virginia Tech.....	70	— —
	14	L	64 *Saint Louis (ot).....	67	— —
	19	W	87 *Louisville.....	77	— 8
	26	L	69 at Oklahoma City.....	81	— —

<i>Metro Tournament, Memphis, Tenn.</i>					
M. 3	W	94	Tulane.....	80	— —
	4	L	67 Cincinnati.....	68	— 14
<i>National Invitation Tournament, Birmingham, Ala.</i>					
	10	L	63 vs. Alabama.....	80	— 12

\*Metro Conference game

## 1977-78

Record: 19-9

Home: 12-3, Away: 5-5, Neutral 2-1

Metro Conference: 7-5

Coach: Wayne Yates

				HR	VR
N. 26	W	103	NE Oklahoma St.....	81	— —
	29	W	78 Midwestern (Texas) St.....	74	— —
D. 1	W	97	Southern Miss.....	83	— —
	3	W	78 Louisiana-Monroe.....	71	— —
	5	W	86 at Western Kentucky.....	80	— —
	8	W	94 Mansfield (Pa.).....	79	— —
	10	L	87 at Baylor.....	106	— —
	12	W	79 Jacksonville.....	77	— —
<i>Sun Bowl Classic, El Paso, Texas</i>					
	16	W	71 at UTEP.....	65	— —
	17	W	77 Army.....	76	— —
	20	W	70 Ole Miss.....	67	— —
	22	W	111 Georgia State.....	87	— —
	28	L	83 at Dayton.....	85	— —
	31	L	70 Arkansas.....	95	— 2
J. 3	L	75	*Louisville.....	78	— 10
	14	W	67 *Cincinnati.....	63	— 19
	21	W	83 *at Cincinnati.....	76	— 19
	24	W	65 *at Georgia Tech.....	62	— —
	28	W	86 *at Tulane.....	78	— —
	31	W	86 *Saint Louis (ot).....	85	— —
F. 4	W	101	*Tulane.....	91	— —
	6	L	89 *Florida State.....	95	— 15
	11	L	82 *at Florida State.....	89	— 16
	18	W	61 *Georgia Tech.....	59	— —
	23	L	80 *at Saint Louis.....	82	— —
	25	L	97 *at Louisville.....	115	— 20
<i>Metro Tournament, Cincinnati, Ohio</i>					
M. 2	W	79	St. Louis.....	57	— —
	3	L	62 Louisville.....	67	— 20

\*Metro Conference game

## 1978-79

Record: 13-15


Home: 12-6, Away: 1-7, Neutral 0-2

Metro Conference: 5-5

Coach: Wayne Yates

				HR	VR
N. 28	W	82	Missouri Western.....	71	— —
D. 2	L	87	at Jacksonville.....	91	— —
	5	W	95 Kentucky Wesleyan.....	74	— —
	7	L	64 Mississippi State.....	93	— —
	9	L	89 Southern Miss (2 ot).....	91	— —
	12	W	88 Missouri-Kansas City.....	82	— —
	14	W	89 Valdosta State.....	69	— —





16	L	91	at Drake	109	—	—
23	W	79	Murray State	54	—	—
<i>Jackson, Miss.</i>						
26	L	89	Ole Miss	92	—	—
28	W	86	Eastern Michigan	58	—	—
<i>Little Rock, Ark.</i>						
30	L	69	Arkansas (20)	82	—	20
J.	7	W	77	*at Saint Louis	65	—
	9	W	106	Heidelberg (Ohio)	75	—
	13	L	73	Dayton	75	—
	16	L	84	Georgia Tech (2 ot)	89	—
	18	L	86	*Florida State (ot)	93	—
<i>Louisiana Superdome, New Orleans, La.</i>						
20	W	87	*Tulane (ot)	81	—	—
	22	L	61	*Cincinnati	63	—
	27	W	88	*Saint Louis	77	—
F.	3	W	89	*Tulane (ot)	82	—
	5	L	82	*at Louisville	103	5
	10	L	79	*at Cincinnati	87	—
	17	W	60	*Louisville	53	9
	22	L	63	*at Georgia Tech	79	—
	25	L	87	*at Florida State	90	—
<i>Metro Tournament, Memphis, Tenn.</i>						
M.	1	W	62	Saint Louis	58	—
	2	L	34	Florida State	35	—

\*Metro Conference game

**1979-80** Record: 13-14  
Home: 11-6, Away: 1-8, Neutral 1-0  
Metro Conference: 5-7  
Coach: Dana Kirk

					HR	VR
D.	1	W	54	Arkansas State	51	—
	3	L	76	Oklahoma Christian	90	—
	8	L	72	Vanderbilt	87	—
	13	W	85	Austin Peay	73	—
	17	W	96	Eastern Montana	65	—
	20	W	72	Murray State	71	—
	22	W	80	Ole Miss	75	—
	28	W	74	Arkansas	67	19
J.	3	W	70	Louisiana-Lafayette	64	—
	5	W	70	*at Virginia Tech (ot)	69	—
	7	L	64	*at Cincinnati	74	—
	10	L	69	*Florida State	74	—
	12	L	48	*Louisville	69	11
	17	L	64	at Dayton	82	—
	19	W	57	*Saint Louis	49	—
	23	L	54	Southern Miss	59	—
	26	L	69	Wisconsin-Parkside	71	—
F.	1	L	62	*at Saint Louis	76	—
	4	L	60	*at Louisville	88	7
	7	L	54	*at Florida State	55	—
	9	L	68	at Southern Miss	85	—
	12	W	82	*Tulane	79	—
	14	W	61	*Cincinnati	59	—
	16	W	65	*Virginia Tech	63	—
	23	L	74	*at Tulane	86	—

*Metro Tournament, Louisville, Ky.*

28	W	62	Saint Louis	60	—	—
29	L	65	at Louisville	84	—	4

\*Metro Conference game

**1980-81** Record: 13-14  
Home: 9-5, Away: 4-8, Neutral 0-1  
Metro Conference: 5-7  
Coach: Dana Kirk

					HR	VR
<i>Mid-South Classic, Memphis, Tenn.</i>						
N.	28	L	67	Southern Illinois	69	—

29	W	98	Oklahoma City	86	—	—
D.	4	W	80	at Louisiana-Lafayette	76	—
	6	W	70	Southern Miss	65	—
	13	W	77	Arkansas State	66	—
	18	W	87	Delta State	58	—
	20	W	87	West Alabama	60	—
	23	L	96	at Vanderbilt	111	—
	30	W	69	at Ole Miss	64	—
J.	3	L	66	*at Florida State	84	—
	6	L	49	Kansas	59	—
	9	W	67	*at Tulane	55	—
	13	L	67	at Marquette	86	—
	17	L	59	*Saint Louis	66	—
	19	W	91	*Tulane	79	—
	22	W	60	*Louisville (ot)	55	—
	24	W	70	*Virginia Tech	60	—
	31	W	99	*at Cincinnati (4 ot)	85	—
F.	2	L	52	Murray State	57	—
	7	L	62	*Cincinnati	65	—
	11	L	66	at Southern Miss	90	—
	16	L	65	*at Louisville	95	—
	19	L	58	*at Saint Louis	64	—
	21	L	70	*at Virginia Tech	71	—
	23	W	75	Penn State	67	—
	28	L	78	*Florida State	80	—

*Metro Tournament, Louisville, Ky.*

M.	5	L	66	Virginia Tech	72	—
----	---	---	----	---------------	----	---

\*Metro Conference game

**1981-82** Record: 24-5  
Home: 18-0, Away: 5-4, Neutral 1-1  
Metro Conference: 10-2  
NCAA East Regional  
Coach: Dana Kirk

					HR	VR
D.	1	L	62	at East Tennessee State	67	—
	5	W	60	West Alabama	40	—
	7	L	47	at Mississippi State (ot)	48	—
	12	W	101	Indiana State	89	—
	19	W	82	Louisiana-Lafayette	70	15
	22	W	106	Brown	96	—
	29	W	61	Ole Miss (ot)	55	—
J.	2	W	91	East Tennessee State	74	—
	4	W	84	Baltimore	62	—
	9	W	90	*Florida State	63	—
	12	W	107	*Cincinnati	75	—
	16	W	100	North Texas	90	—
	18	W	78	*at Virginia Tech	73	20
	21	L	54	*at Tulane (ot)	58	—
	23	W	70	*at Cincinnati	63	—
	27	W	77	Marquette	70	—
	30	W	83	*Virginia Tech	78	—
F.	6	W	74	*Louisville (ot)	65	19
	8	W	75	Ball State	64	19
	13	W	62	*at Florida State	60	14
	15	W	82	*at Saint Louis	64	14
	20	W	52	at Penn State	46	12
	22	L	61	*at Louisville	65	12
	25	W	62	*Tulane	60	10
	27	W	94	*Saint Louis	72	10

*Metro Tournament, Memphis, Tenn.*

M.	6	W	71	Virginia Tech	70	13
	7	W	73	Louisville	62	13

*NCAA 1st & 2nd Rounds, Charlotte, N.C.*

13	W	56	Wake Forest	55	9	18
----	---	----	-------------	----	---	----

*NCAA East Regional, Raleigh, N.C.*

19	L	66	Villanova (ot)	70	9	—
----	---	----	----------------	----	---	---

\*Metro Conference game

**1982-83** Record: 23-8  
Home: 14-2, Away: 6-4, Neutral 3-2  
Metro Conference: 6-6  
NCAA Midwest Regional  
Coach: Dana Kirk

					HR	VR
<i>Mid-South Classic, Memphis, Tenn.</i>						
N.	26	W	89	West Texas State	74	6
	27	W	71	Wyoming	45	6
D.	1	W	75	at Saint Louis	56	5
	4	W	104	Ball State	81	5
	6	W	72	Kent State	59	5
	11	W	80	East Tennessee State	62	4
	18	W	64	at Kansas	58	3
	23	W	81	*Southern Miss	60	4
	30	W	63	at Ole Miss	58	2
J.	3	W	103	Baltimore	57	2
	6	W	78	Saint Louis	64	2
	10	L	56	*at Virginia Tech	64	1
	15	W	80	*at Cincinnati	63	1
	19	W	100	Delta State	62	6
	23	W	57	**at N.C. State	53	6

*Madison Square Garden, New York, N.Y.*

26	W	94	at Iona	88	5	—
29	W	80	Eastern Kentucky	65	5	—
31	W	73	*Virginia Tech	64	5	—
F.	5	L	56	*Tulane	58	4
	7	W	85	Wichita State (16)	73	4
	12	L	47	*at Tulane	49	9
	14	W	80	at North Texas	63	9
	19	L	66	*Louisville (9)	75	13
	26	L	72	*at Florida State	74	14
	28	W	84	*Cincinnati	77	14
M.	3	W	94	*Florida State	67	17
	6	L	62	*at Louisville (ot)	64	17

*Metro Tournament, Cincinnati, Ohio*

11	W	84	Florida State	74	17	—
12	L	68	Louisville	71	17	3

*NCAA 1st & 2nd Rounds, Louisville, Ky.*

20	W	66	Georgetown	57	17	20
----	---	----	------------	----	----	----

*NCAA Midwest Regional, Kansas City, Mo.*

25	L	63	Houston	70	17	1
----	---	----	---------	----	----	---

\*Metro Conference game

\*\*designated conference game

**1983-84** Record: 26-7  
Home: 20-2, Away: 5-3, Neutral 1-2  
Metro Conference: 11-3  
NCAA Midwest Regional  
Coach: Dana Kirk

					HR	VR
<i>Mid-South Classic, Memphis, Tenn.</i>						
N.	25	W	88	Tennessee State	60	5
	26	W	101	North Texas	79	5
	30	W	74	Middle Tennessee State	47	4
D.	3	W	90	Detroit	65	4
	10	L	49	Mississippi State	50	4
	13	W	73	Ole Miss	55	6
	17	L	51	at UCLA (15)	65	6
	21	W	53	Texas Tech	41	16
<i>Winston Tire Classic, Los Angeles, Calif.</i>						
29	W	43	Mississippi State	42	17	—
30	L	66	Iowa	73	17	—
J.	2	W	82	Eastern Kentucky	50	17
	4	W	85	*at Cincinnati	62	19
	7	W	67	*at Tulane	65	19
	14	W	52	*Southern Miss	47	19
	18	W	75	*at South Carolina	58	18



## 1985 NCAA Final Four

**Front Row:** Assistant Coach Larry Finch, Head Coach Dana Kirk, Assistant Coach Lee Fowler. **Back Row:** Trainer J.D. Dickerson, Andre Turner, Ricky McCoy, Aaron Price, Vincent Askew, Baskerville Holmes, Keith Lee, William Bedford, DeWayne Bailey, Willie Becton, David Jansen, Dwight Boyd, John Wilfong, Manager Rhett Beiletti.

23	W	57	*Tulane	50	18	—
28	W	69	Oklahoma	65	13	11
30	W	63	*Virginia Tech	62	13	—
F. 4	W	53	UAB (ot)	51	9	—
11	W	73	*at Florida State	69	9	—
13	W	72	*South Carolina	61	9	—
15	W	75	*Florida State	67	8	—
18	L	78	*Louisville	85	8	—
20	W	69	*at Southern Miss (ot)	67	8	—
22	L	69	*at Virginia Tech	89	12	—
27	W	56	*Cincinnati	44	12	—
M. 5	L	58	*at Louisville	68	14	—
<i>Metro Tournament, Memphis, Tenn.</i>						
8	W	86	Southern Miss	58	17	—
9	W	65	Florida State	63	17	—
10	W	78	Virginia Tech	65	17	—
<i>NCAA 1st &amp; 2nd Rounds, Memphis, Tenn.</i>						
15	W	92	Oral Roberts	83	16	—
17	W	66	Purdue	48	16	10
<i>NCAA Midwest Regional, St. Louis, Mo.</i>						
21	L	71	Houston	78	16	5

\*Metro Conference game

## 1984-85

Record: 31-4

Home: 15-0, Away: 10-3, Neutral 6-1

Metro Conference: 13-1

NCAA Final Four

Coach: Dana Kirk

**HR VR**

<i>Mid-South Classic, Memphis, Tenn.</i>						
N. 30	W	79	Arkansas State	62	5	—
D. 1	W	61	Southern California	45	5	—
5	W	90	Middle Tennessee State	77	5	—
8	W	86	UCLA	70	5	—
11	W	57	at Ole Miss (ot)	52	5	—
15	W	68	at Mississippi State	59	5	—
17	W	74	at Kent State	57	5	—
22	W	76	Iona	62	3	—
J. 2	W	73	Delta State	61	3	—
5	L	58	*at South Carolina	60	3	—

9	W	90	Tennessee State	57	6	—
12	W	82	*Southern Miss	60	6	—
14	W	56	*Tulane	52	6	—
19	W	69	*at Louisville	66	5	—
23	W	74	*at Florida State	69	4	—
26	W	89	*at Virginia Tech	79	4	—
28	W	81	*Cincinnati	61	4	—
F. 2	W	91	*Virginia Tech	82	3	—
9	L	71	at Kansas	75	3	13
13	W	68	*at Cincinnati	55	5	—
16	W	70	*Florida State	68	5	—
18	W	99	*South Carolina	75	5	—
20	W	60	*at Tulane	49	4	—
23	W	81	VCU	73	4	17
25	W	78	*at Southern Miss	63	4	—
28	L	66	at Detroit	71	4	—
M. 2	W	66	*Louisville	59	4	—

*Metro Tournament, Louisville, Ky.*

7	W	68	Southern Miss	58	5	—
8	W	81	at Louisville	74	5	—
9	W	90	Florida State (ot)	86	5	—
<i>NCAA 1st &amp; 2nd Rounds, Houston, Texas</i>						
15	W	67	Penn	55	5	—
17	W	67	UAB (ot)	66	5	—
<i>NCAA Midwest Regional, Dallas, Texas</i>						
21	W	59	Boston College	57	5	—
23	W	63	Oklahoma	61	5	4
<i>NCAA Final Four, Lexington, Ky.</i>						
30	L	45	Villanova	52	5	—

\*Metro Conference game

## 1985-86

Record: 28-6

Home: 16-0, Away: 6-5, Neutral 6-1

Metro Conference: 9-3

NCAA Tournament

Coach: Dana Kirk

**HR VR**

<i>Mid-South Classic, Memphis, Tenn.</i>						
N. 29	W	107	Tennessee State	61	14	—
30	W	73	Middle Tennessee State	63	14	—

D. 3	W	83	Kent State	69	13	—
------	---	----	------------	----	----	---

*Pearl Harbor Classic, Honolulu, Hawaii*

6	W	95	at Hawaii-Loa College	52	13	—
7	W	80	Fresno State	46	13	—
9	W	80	at Texas Tech	55	13	—
14	W	119	South Carolina State	73	12	—
17	W	73	Ole Miss	56	10	—
23	W	82	Murray State	59	10	—

*Holiday Bowl Classic, San Diego, Calif.*

27	W	57	Fresno State	46	10	—
28	W	106	Charlotte	82	10	—

J. 4	W	83	Kansas (ot)	80	9	5
6	W	89	*South Carolina	81	9	—
9	W	73	*Louisville	71	6	17
11	W	87	Arkansas State	64	6	—
15	W	89	*at Cincinnati	71	6	—
18	W	68	at New Orleans	64	6	—
20	W	68	*at Southern Miss	64	6	—
25	W	79	Missouri	68	3	—
27	W	83	*Virginia Tech	61	3	20
F. 1	L	72	*at Virginia Tech	76	2	16
3	W	74	*Cincinnati	55	2	—
8	L	66	at UNLV	67	3	9
10	W	99	*Florida State	82	3	—
15	W	92	*Southern Miss	85	4	—
22	L	80	*at Florida State	82	4	—
24	W	86	*at South Carolina	73	4	—
27	W	63	New Orleans	52	7	—
M. 2	L	69	*at Louisville	70	7	13

*Metro Tournament, Louisville, Ky.*

7	W	100	South Carolina	59	10	—
8	W	73	Florida State	71	10	—
9	L	79	at Louisville	88	10	11

*NCAA 1st & 2nd Rounds, Baton Rouge, La.*

13	W	95	Ball State	63	12	—
15	L	81	at LSU	83	12	—

\*Metro Conference game

## 1986-87

Record: 26-8

Home: 15-3, Away: 7-3, Neutral 4-2

Metro Conference: 8-4

Coach: Larry Finch

**HR VR**

*Coca-Cola Preseason NIT*

N. 22	W	70	Cleveland State	65	—	20
24	W	82	Michigan	76	—	—

*Coca-Cola Preseason NIT, New York, N.Y.*

28	L	67	Western Kentucky	68	—	—
29	L	59	Temple	67	—	—

D. 5	L	77	UNLV	80	—	2
9	W	78	Murray State	47	—	—

*Cotton States Classic, Atlanta, Ga.*

13	W	79	Georgia State	70	—	—
14	W	82	Georgia	71	—	—

18	W	77	Tennessee State	62	—	—
20	L	60	Arkansas State	61	—	—

22	W	101	San Diego State	75	—	—
27	W	108	Alcorn State	56	—	—

30	W	89	Oklahoma State	51	—	—
J. 3	W	61	at Missouri	59	—	—

5	W	82	Austin Peay	67	—	—
10	W	83	*Cincinnati	63	—	—

12	W	67	Saint Louis	54	—	—
14	W	59	at Oral Roberts	58	—	—

17	L	52	*at South Carolina	64	—	—
19	W	76	*Florida State	68	—	—

24	W	83	*Virginia Tech	66	—	—
28	W	64	*at Louisville	48	—	—

31	W	74	New Orleans	73	—	—
----	---	----	-------------	----	---	---



F.	2	L	77	*Southern Miss.....	84	—	—
	7	W	82	at Bradley.....	74	—	—
	11	L	89	*at Florida State.....	98	—	—
	14	W	76	*at Southern Miss.....	72	—	—
	16	L	73	*at Cincinnati.....	76	—	—
	19	W	55	*South Carolina.....	53	—	—
	22	W	58	*Louisville.....	57	—	—
	28	W	74	*at Virginia Tech.....	65	—	—

*Metro Tournament, Louisville, Ky.*

M.	6	W	87	Cincinnati.....	58	—	—
	7	W	74	South Carolina.....	64	—	—
	8	W	75	Louisville.....	52	—	—

\*Metro Conference game

**NOTE:** Team ineligible for postseason play

## 1987-88 Record: 20-12

Home: 16-3, Away: 2-7, Neutral 2-2

Metro Conference: 6-6

NCAA Tournament

Coach: Larry Finch

**HR VR**

N.	27	W	78	Jackson State.....	56	—	—
	29	W	86	Washington.....	57	—	—
D.	5	W	60	at Arkansas State.....	59	20	—
	7	L	50	at Saint Louis.....	55	20	—
	12	W	76	Missouri.....	68	20	9
	17	W	113	Bradley (ot).....	108	19	—
	23	W	87	Alcorn State.....	64	20	—

*ECAC Holiday Festival, New York, N.Y.*

	28	L	62	Kansas.....	64	20	18
	30	W	75	Marist.....	57	19	—

J.	5	W	76	Murray State (ot).....	70	—	—
	9	L	80	*at Virginia Tech.....	82	—	—
	13	L	85	*at Florida State.....	92	—	—
	16	W	54	at Tulsa.....	47	—	—
	18	L	58	*at South Carolina.....	84	—	—
	21	L	96	*at Southern Miss.....	107	—	—
	25	W	75	*Cincinnati (ot).....	70	—	—
	26	L	67	San Jose State.....	82	—	—
	30	W	72	*Louisville.....	68	—	—

F.	2	W	67	Tennessee State.....	64	—	—
	6	L	47	Arkansas State.....	48	—	—
	10	W	113	*Southern Miss.....	97	—	16
	13	W	67	*South Carolina.....	61	—	—
	20	W	81	*Florida State.....	76	—	—
	23	L	90	*at Cincinnati.....	106	—	—
	27	W	115	Oral Roberts.....	71	—	—
	29	L	69	*at Louisville.....	71	—	—
M.	5	W	112	*Virginia Tech.....	104	—	—

*Metro Tournament, Memphis, Tenn.*

	11	W	97	Southern Miss.....	84	—	—
	12	W	81	Florida State.....	74	—	—
	13	L	73	Louisville.....	81	—	—

*NCAA 1st & 2nd Rounds, South Bend, Ind.*

	17	W	75	Baylor.....	60	—	—
	19	L	73	Purdue.....	100	—	3

\*Metro Conference game

## 1988-89 Record: 21-11

Home: 14-1, Away: 5-6, Neutral 2-4

Metro Conference: 8-4

NCAA Tournament

Coach: Larry Finch

**HR VR**

*Maui Invitational, Maui, Hawaii*

N.	25	W	88	Chaminade.....	44	—	—
	26	L	75	Michigan.....	79	—	3
	27	L	86	UNLV (ot).....	90	—	8

D.	4	W	84	Grambling.....	63	—	—
	6	W	84	Bradley.....	77	—	—
	10	L	74	at Missouri.....	86	—	11
	15	W	92	New Orleans.....	61	—	—
	17	L	88	at Washington.....	89	—	—
	20	W	79	Dartmouth.....	75	—	—
	23	W	70	Oral Roberts.....	62	—	—

*Volunteer Classic, Knoxville, Tenn.*

	28	W	68	Illinois State.....	45	—	—
	29	L	74	at Tennessee.....	76	—	19

J.	4	W	90	*at Southern Miss (ot).....	87	—	—
	7	L	79	*at Cincinnati.....	89	—	—
	9	W	80	Saint Louis.....	73	—	—
	14	W	91	*Virginia Tech.....	83	—	—
	18	L	66	*at South Carolina.....	78	—	—
	21	W	73	at New Orleans.....	72	—	—
	25	W	77	Tulsa.....	59	—	—
	28	W	89	VCU.....	69	—	—

F.	1	W	99	*at Florida State.....	82	—	8
	4	L	85	*Louisville.....	101	—	7
	6	W	85	Tennessee State.....	63	—	—
	8	W	73	at Murray State.....	62	—	—
	11	W	63	*South Carolina.....	48	—	—
	15	W	81	*Cincinnati.....	71	—	—
	18	W	89	*Florida State.....	78	—	7
	20	W	72	*at Louisville.....	67	—	10
	25	W	83	*Southern Miss.....	76	—	—
M.	4	L	73	*at Virginia Tech.....	78	—	—

*Metro Tournament, Columbia, S.C.*

	11	L	70	Louisville (16).....	71	—	—
--	----	---	----	----------------------	----	---	---

*NCAA 1st & 2nd Rounds, Boise, Idaho*

	16	L	63	DePaul.....	66	—	—
--	----	---	----	-------------	----	---	---

\*Metro Conference game

## 1989-90 Record: 18-12

Home: 15-2, Away: 1-8, Neutral 2-2

Metro Conference: 8-6

National Invitation Tournament

Coach: Larry Finch

**HR VR**

*Mid-South Classic, Memphis, Tenn.*

N.	24	W	99	Tennessee State.....	74	24	—
	25	W	91	Tennessee.....	72	24	—
	28	W	91	Wyoming.....	75	22	—

D.	5	L	66	at Oklahoma State.....	93	16	—
	8	W	78	Oregon State (24).....	72	16	24
	20	W	59	New Orleans.....	55	17	—
	23	W	96	Jackson State.....	73	17	—
	27	L	65	Missouri.....	71	15	7

*Old Style Classic, Chicago, Ill.*

	29	W	76	Ball State (ot).....	73	15	—
	30	L	71	Illinois.....	83	15	4

J.	3	W	68	Louisiana-Monroe.....	47	21	—
	6	W	97	*Virginia Tech.....	77	21	—
	11	L	80	*at Tulane.....	81	20	—
	13	W	93	*Southern Miss.....	77	20	—
	17	W	85	Texas Southern.....	82	—	—
	20	L	69	*at Louisville.....	86	—	10
	25	L	72	*at Florida State.....	78	—	—
	27	W	74	*at South Carolina.....	72	—	—

F.	3	W	82	*Cincinnati.....	64	—	—
	5	L	69	at VCU (ot).....	70	—	—
	8	W	85	*Tulane.....	74	—	—
	10	L	82	*at Southern Miss.....	86	—	—
	13	W	81	*Florida State.....	69	—	—
	15	L	76	*at Cincinnati.....	82	—	—
	20	W	82	*Louisville.....	68	—	16
	24	W	90	*South Carolina.....	71	—	—
M.	3	L	74	*at Virginia Tech.....	87	—	—

*Metro Tournament, Biloxi, Miss.*

	8	W	71	South Carolina.....	56	—	—
	9	L	73	Louisville.....	76	—	18

*National Invitation Tournament*

	14	L	71	Tennessee.....	73	—	—
--	----	---	----	----------------	----	---	---

\*Metro Conference game

## 1990-91 Record: 17-15

Home: 12-5, Away: 4-9, Neutral 1-1

Metro Conference: 7-7

National Invitation Tournament

Coach: Larry Finch

**HR VR**

*Dodge NIT*

N.	14	L	78	at Boston College.....	82	—	—
	27	W	74	at Tennessee.....	72	—	—

D.	1	W	104	Prairie View.....	79	—	—
	4	W	85	Murray State.....	78	—	—
	8	W	75	Middle Tennessee.....	60	—	—
	13	W	99	Mercer.....	48	—	—
	16	L	72	at Wyoming.....	97	—	—
	19	L	74	at Oregon State.....	78	—	—
	29	L	75	Illinois.....	84	—	—
	30	W	78	South Carolina State.....	58	—	—

J.	2	L	82	at Missouri.....	96	—	—
	4	L	66	*at Virginia Tech.....	81	—	—
	10	W	65	*at Louisville.....	56	—	—
	12	W	66	*Tulane.....	64	—	—
	19	L	77	*at Southern Miss.....	87	—	18
	21	W	80	Miami (Fla.).....	72	—	—
	24	W	67	*Florida State.....	66	—	—
	26	W	60	*South Carolina.....	52	—	25
	30	L	102	East Tennessee (ot).....	105	—	16

F.	2	L	59	*at Cincinnati.....	73	—	—
	7	L	69	*at Tulane.....	85	—	—
	9	L	81	*Southern Miss.....	87	—	12
	11	W	83	at Miami (Fla.) (ot).....	82	—	—
	14	W	70	*Cincinnati.....	63	—	—
	16	W	91	*Louisville.....	73	—	—
	21	L	64	*at Florida State.....	76	—	—
	23	W	80	*at South Carolina.....	58	—	—
M.	2	L	79	*Virginia Tech.....	82	—	—

*Metro Tournament, Roanoke, Va.*

	7	W	84	Tulane.....	77	—	—
	8	L	70	Louisville.....	72	—	—

*National Invitation Tournament*

	14	W	82	UAB.....	76	—	—
	18	L	57	Arkansas State.....	58	—	—

\*Metro Conference game

## 1991-92 Record: 23-11

Home: 12-4, Away: 5-4, Neutral 6-3

Great Midwest Conference: 5-5

NCAA Midwest Regional/Elite 8

Coach: Larry Finch

**HR VR**

N.	29	L	89	*DePaul (ot).....	92	—	20
D.	3	W	78	Murray State.....	54	—	—
	14	L	64	Tennessee.....	65	—	—
	16	W	105	Louisiana-Lafayette.....	97	—	—
	19	W	65	Minnesota.....	62	—	—
	23	W	87	Jackson State.....	73	—	—

*ECAC Holiday Festival, New York, N.Y.*

	27	W	77	St. Joseph's.....	60	—	—
	28	L	54	St. John's.....	75	—	18

L.	4	W	67	*at UAB.....	63	—	—
	8	W	89	Missouri.....	78	—	12
	11	L	80	*at DePaul.....	88	—	—

BOB VANATTA	
15	W 71 Texas Southern.....53 — —
18	L 66 *at Cincinnati.....75 — —
20	L 59 at Southern Miss.....67 — —
25	W 59 *Marquette.....55 — —
29	W 72 at Vanderbilt (ot).....70 — —
F. 1	W 77 *Saint Louis.....64 — —
4	W 77 at Louisiana-Lafayette.....76 — —
8	W 92 Arkansas.....88 — 5
13	L 63 Temple.....65 — —
16	W 80 Southern Miss.....61 — —
20	W 75 *at Saint Louis (ot).....73 — —
22	W 63 *UAB.....58 — —
25	W 85 VCU.....58 — —
M. 1	L 67 *at Marquette.....82 — —
4	W 68 at Tulane.....67 — 21
7	L 59 *Cincinnati.....69 — 14
GMC Tournament, Chicago, Ill.	
12	W 79 UAB.....67 — —
13	W 95 DePaul.....75 — 19
14	L 63 Cincinnati.....75 — 12
NCAA 1st & 2nd Rounds, Milwaukee, Wis.	
19	W 80 Pepperdine.....70 — —
21	W 82 Arkansas.....80 — 9
NCAA Midwest Regional, Kansas City, Mo.	
27	W 83 Georgia Tech (ot).....79 — —
29	L 57 Cincinnati.....88 — 12
*Great Midwest Conference game	

LARRY FINCH	
1992-93	
Record: 20-12	
Home: 14-3, Away: 4-7, Neutral 2-2	
Great Midwest Conference: 7-3	
NCAA Tournament	
Coach: Larry Finch	

HR VR	
D. 2	L 76 at Arkansas.....81 8 —
6	L 59 at Tennessee.....70 8 —
9	L 85 Tulane.....86 21 20
11	W 91 Louisiana-Lafayette.....85 21 —
18	W 81 Jackson State.....78 — —
Maui Invitational, Maui, Hawaii	
21	W 64 Chaminade.....56 — —
22	L 67 BYU (ot).....73 — —
23	W 70 LSU.....66 — —
28	W 78 Robert Morris.....63 — —
31	L 55 at Minnesota.....70 — —
J. 4	W 97 Georgia State.....76 — —
6	W 84 Vanderbilt.....78 — 18
9	W 95 *at DePaul (ot).....93 — —
11	W 109 Southeastern Louisiana.....98 — —
16	L 47 *UAB.....50 — —
18	W 101 Tennessee Tech.....71 — —
21	W 64 at Missouri.....56 — —
23	L 66 *at Marquette.....78 — —
30	W 69 *at UAB.....53 — —
F. 3	W 96 Florida Atlantic.....46 — —
6	W 68 *Cincinnati.....66 — 4
10	W 95 Southern Miss.....82 — —
14	W 79 *DePaul.....57 — —
17	W 77 *at Saint Louis.....69 — —
7-Up Shootout, Phoenix, Ariz.	
21	L 76 Arizona State.....89 — —
24	L 58 at Temple.....65 — —
27	W 68 *Marquette.....63 — 20
M. 1	W 75 *Saint Louis.....72 — —
6	L 55 *at Cincinnati.....78 — 12
GMC Tournament, Memphis, Tenn.	
12	W 73 Saint Louis.....65 — —
13	L 72 Cincinnati.....77 — 11

NCAA 1st & 2nd Rounds, Orlando, Fla.	
18	L 52 Western Kentucky.....55 — 20
*Great Midwest Conference game	

1993-94	
Record: 13-16	
Home: 10-6, Away: 1-10, Neutral 2-0	
Great Midwest Conference: 4-8	
Coach: Larry Finch	

HR VR	
N. 28	W 92 Alcorn State.....59 — —
D. 2	W 83 Tennessee.....64 — —
8	L 78 Arkansas.....96 — 1
11	W 66 Georgia State.....55 — —
18	W 86 Florida International.....69 — —
20	W 78 Texas-San Antonio.....72 — —
23	L 79 at Louisiana-Lafayette.....82 — —
27	L 74 Jackson State.....79 — —
30	L 78 Georgetown.....94 — —
J. 5	L 67 *at Marquette.....79 — 25
8	L 61 *DePaul.....69 — —
11	L 59 *at Saint Louis.....86 — —
16	L 57 *at UAB.....85 — 22
19	L 77 at Murray State.....82 — —
23	W 62 *Cincinnati.....55 — 19
29	L 46 *Marquette.....51 — 22
F. 3	L 64 *at Cincinnati.....69 — 25
5	W 94 *at Dayton.....78 — —
9	W 84 *Dayton.....71 — —
12	W 58 *UAB.....53 — 19
16	L 67 at Southern Miss.....76 — —
Arrowhead Pond, Anaheim, Calif.	
21	L 58 at Long Beach State.....80 — —
24	W 85 Arkansas-Little Rock.....66 — —
26	L 66 *Saint Louis.....71 — 19
M. 2	W 109 Southeast Missouri.....83 — —
5	L 53 *at DePaul.....65 — —
GMC Tournament, Cincinnati, Ohio	
10	W 91 UAB.....86 — 22
11	W 73 Saint Louis.....62 — 21
12	L 47 at Cincinnati.....68 — —
*Great Midwest Conference game	

1994-95	
Record: 24-10	
Home: 17-0, Away: 5-5, Neutral 2-5	
Great Midwest Conference: 9-3	
NCAA Midwest Regional/Sweet 16	
Coach: Larry Finch	

HR VR	
Preseason NIT, Memphis, Tenn.	
N. 17	W 70 Louisiana-Lafayette.....66 — —
19	W 94 San Francisco.....82 — —
Preseason NIT, New York, N.Y.	
23	L 78 New Mexico State.....81 — —
25	L 60 George Washington.....69 — —
D. 3	W 94 Jackson State.....59 — —
7	W 124 Georgia State.....52 — —
Toronto, Ontario, Canada	
10	L 80 Georgetown (ot).....83 — 18
17	W 50 at Tennessee.....46 — —
19	W 119 Florida A&M.....54 — —
21	W 92 Nicholls State.....72 — —
23	W 100 Louisiana-Monroe.....79 — —
29	L 76 at Illinois.....86 — —
J. 3	W 96 Houston.....77 — —
5	W 82 Chattanooga.....76 — —
8	W 77 *at DePaul.....69 — —
14	W 76 *DePaul.....64 — —
17	W 81 Southern Miss.....71 — —

21	L 63 at UAB.....80 — —
25	W 84 *Saint Louis.....80 — —
28	W 74 UAB.....67 — —
F. 3	W 74 *Cincinnati (ot).....69 — 23
5	W 53 at Temple.....51 — —
9	L 87 at Arkansas.....88 — 12
11	L 52 *at Saint Louis.....68 — —
16	W 68 *at Dayton.....61 — —
18	W 77 *Marquette (2 ot).....71 — —
20	W 82 Long Beach State.....73 — —
28	W 87 *Dayton.....60 — —
M. 2	W 83 *at Cincinnati.....73 — —
4	L 61 *at Marquette.....80 — —
GMC Tournament, Milwaukee, Wis.	
10	L 64 Cincinnati.....77 — —
NCAA 1st & 2nd Rounds, Austin, Texas	
17	W 77 Louisville.....56 — —
19	W 75 Purdue.....73 — 12
NCAA Midwest Regional, Kansas City, Mo.	
24	L 91 Arkansas (ot).....96 — 6
*Great Midwest Conference game	

1995-96	
Record: 22-8	
Home: 16-1, Away: 5-6, Neutral 1-1	
Conference USA: 11-3	
NCAA Tournament	
Coach: Larry Finch	

HR VR	
Kansas City, Mo.	
N. 25	W 91 Purdue.....76 12 24
28	W 90 Jackson State.....67 7 —
D. 2	W 80 Florida A&M.....50 7 —
5	W 89 Georgia State.....69 7 —
16	W 57 Tennessee.....55 6 —
21	W 74 Sam Houston State.....51 5 —
23	W 96 Louisiana-Monroe.....76 5 —
28	W 68 Temple.....58 3 —
Worcester, Mass.	
J. 4	L 61 at Massachusetts.....64 3 1
6	L 67 at Houston.....69 3 —
8	W 57 *Charlotte.....55 9 —
11	W 74 *DePaul.....55 9 —
14	W 60 *at USF (ot).....59 9 —
18	W 94 Arkansas.....72 9 —
20	L 55 *at Marquette.....59 9 —
24	W 86 *UAB.....77 12 —
27	W 81 *at Southern Miss.....68 12 —
30	W 80 *Saint Louis.....63 11 —
F. 1	W 83 *at DePaul (ot).....82 11 —
3	L 56 *at Louisville.....74 11 —
8	W 68 *at Charlotte.....55 15 —
17	L 60 at Georgetown.....81 15 14
20	W 91 *Southern Miss.....66 19 —
22	W 63 at Chattanooga.....55 19 —
25	W 57 *Louisville.....54 19 21
29	L 66 *at Cincinnati.....71 14 7
M. 2	W 86 *Tulane.....75 14 —
Conference USA Tournament, Memphis, Tenn.	
7	W 92 DePaul.....69 14 —
8	L 60 Marquette.....72 14 21
NCAA 1st & 2nd Rounds, Albuquerque, N.M.	
14	L 63 Drexel.....75 16 —
*Conference USA games	



## 1996-97

Record: 16-15

Home: 11-4, Away: 4-8, Neutral 1-3

Conference USA: 10-4

National Invitation Tournament

Coach: Larry Finch

**HR VR**

Ottawa, Ontario, Canada			
N. 23	L	46	vs Wisconsin.....49 — —
30	L	46	N.C. State.....67 — —
D. 2	W	65	Jackson State.....68 — —
7	L	59	Vanderbilt.....66 — —
15	L	47	at Tennessee.....57 — —
18	W	83	Louisiana-Monroe.....61 — —
21	W	76	Texas Southern.....53 — —
23	W	61	Oklahoma.....47 — —

Rainbow Classic, Honolulu, Hawaii			
28	W	73	Michigan.....72 — 4
29	L	68	Georgia.....70 — —
30	L	60	at Hawaii.....67 — —
J. 4	W	64	Detroit.....55 — —
7	W	60	*USF.....59 — —
9	L	65	*at Charlotte.....71 — —
12	W	54	*Marquette.....47 — —
15	W	51	*at DePaul.....49 — —
19	L	70	*Charlotte.....76 — —
23	W	64	*at Louisville.....58 — 6
25	L	48	*at UAB.....51 — —
30	W	68	*Southern Miss.....54 — —
F. 1	L	63	at Arkansas.....79 — —
5	L	62	at Vanderbilt.....69 — —
9	W	79	*Louisville.....59 — 11
12	L	67	*at Houston (ot).....72 — —
16	W	62	*at Tulane.....56 — 23
19	W	59	at Saint Louis.....58 — —
22	L	65	Georgetown.....74 — —
26	W	85	*Houston.....72 — —
M. 1	W	75	*Cincinnati.....63 — 9

Conference USA Tournament, St. Louis, Mo.			
6	L	45	Marquette.....63 — —
National Invitation Tournament			
12	L	62	at UNLV.....66 — —

\*Conference USA game

## 1997-98

Record: 17-12

Home: 11-4, Away: 6-7, Neutral 0-1

Conference USA: 12-4

National Invitation Tournament

Coach: Tic Price

**HR VR**

N. 15	W	75	Louisiana-Monroe (ot).....74 — —
21	L	77	at Vanderbilt.....86 — —
D. 2	W	73	Jackson State.....65 — —
13	W	80	at Oklahoma.....78 — —
20	L	66	Tennessee.....68 — —
22	L	57	Miami (Fla.).....65 — —
27	W	64	*Tulane.....59 — —
29	W	72	Idaho.....58 — —
J. 3	W	68	*at Saint Louis.....62 — —
8	L	54	*at Cincinnati.....61 — —
10	L	72	Arkansas.....75 — 22
14	L	60	at N.C. State.....71 — —
17	W	74	*USF.....62 — —
20	W	79	*Southern Miss.....67 — —
22	W	86	*UAB.....70 — —
24	L	69	at Georgetown.....73 — —
29	W	70	*at USF.....61 — —
31	W	73	*Charlotte.....70 — —
F. 5	W	76	*at Houston.....63 — —

8	L	77	*at UAB.....88 — —
11	L	98	*DePaul (2 ot).....100 — —
14	L	62	*at Southern Miss.....75 — —
18	W	83	*at Tulane.....77 — —
21	W	93	*Louisville.....75 — —
26	W	89	*Houston.....76 — —
28	W	77	*at Marquette.....65 — —

Conference USA Tournament, Cincinnati, Ohio			
M. 5	L	57	Southern Miss.....85 — —
National Invitation Tournament			
11	W	90	Ball State.....67 — —
16	L	80	at Fresno State.....83 — —

\*Conference USA game

## 1998-99

Record: 13-15

Home: 11-5, Away: 2-9, Neutral 0-1

Conference USA: 6-10

Coach: Tic Price

**HR VR**

N. 13	W	79	UNC-Wilmington.....75 — —
Chase NIT			
16	L	73	Gonzaga.....88 — —
21	W	90	Louisiana-Monroe.....80 — —
30	W	86	Arkansas-Pine Bluff.....42 — —
D. 2	L	67	at Tennessee.....68 — —
5	W	65	Vanderbilt.....56 — —
8	W	73	Jackson State.....65 — —
12	W	78	Ole Miss (ot).....72 — —
19	L	74	at Arkansas.....99 — 20
22	L	64	at Miami.....80 — —
28	L	54	*Southern Miss.....60 — —
J. 2	L	83	*UAB.....91 — —
7	L	70	*at USF.....80 — —
10	L	77	*at Charlotte.....82 — —
14	W	83	*Tulane.....68 — —
17	L	81	*at Houston.....83 — —
23	W	83	*USF.....70 — —
25	W	83	Arkansas State.....66 — —
30	W	74	*at Southern Miss.....60 — —
F. 4	L	76	*at Louisville.....89 — —

6	L	78	*Houston.....79 — —
11	W	78	*at UAB.....75 — —
13	L	75	*at DePaul.....81 — —
18	W	92	*Saint Louis.....89 — —
21	W	81	*Marquette.....79 — —
24	L	79	*at Tulane.....85 — —
27	L	64	*Cincinnati.....89 — 9

Conference USA Tournament, Birmingham, Ala.			
M. 3	L	81	USF (ot).....88 — —

\*Conference USA game

## 1999-2000

Record: 15-16


Home: 11-6, Away: 3-8, Neutral 1-2

Conference USA: 7-9

Coach: Johnny Jones

**HR VR**

Maui Invitational, Maui, Hawaii			
N. 22	L	55	Georgetown.....71 — —
23	L	65	Southern California.....92 — —
24	W	83	Chaminade.....65 — —
29	W	97	Alabama A&M.....66 — —
D. 1	W	79	Jackson State.....74 — —
4	W	82	Miami.....72 — —
8	L	61	at Kansas State.....63 — —
11	L	64	at Ole Miss.....74 — —
16	L	72	at Arkansas State.....84 — —
18	L	69	Tennessee.....74 — 13
21	W	76	Louisiana-Monroe.....61 — —
23	W	98	Grambling State.....59 — —
28	L	65	*DePaul.....71 — 24
J. 3	W	76	Arkansas.....71 — —
8	L	67	*at Saint Louis.....75 — —
12	W	78	*USF.....74 — —
19	L	55	*at Cincinnati.....75 — 1
22	L	89	*Houston.....98 — —
26	W	84	*UAB.....70 — —
29	L	66	*at Southern Miss.....67 — —
F. 3	L	59	*Louisville.....74 — —
9	L	63	*at Tulane.....64 — —
12	L	73	*Southern Miss (ot).....79 — —



## 2001 NIT Final Four

Front Row (l-r): Shannon Forman, Courtney Trask, Nathaniel Root, Shyrone Chamman, Rashid Dunbar and John Grice.

Back Row (l-r): Marcus Moody, Arthur Barclay, Paris London, Kelly Wise, Earl Barron, Modibo Diarra, Shamel Jones and Scooter McFadgon.

16	L	75	*at UAB.....	102	—	—
20	W	78	*Charlotte.....	67	—	—
23	W	84	*at Houston.....	81	—	—
26	W	53	*at Marquette.....	49	—	—
M. 1	W	77	*Tulane.....	49	—	—
4	W	91	*at USF.....	72	—	—
<i>Conference USA Tournament, Memphis, Tenn.</i>						
8	W	60	USF.....	58	—	—
9	L	76	DePaul.....	80	—	—

\*Conference USA games

**2000-01** Record: 21-15  
 Home: 12-5, Away: 6-6, Neutral 3-4  
 Conference USA: 10-6  
 NIT Final Four  
 Coach: John Calipari

				HR	VR
N. 17	L	62	Temple .....	67	— —
<i>Puerto Rico Shootout, Bayamón, P.R.</i>					
23	W	60	vs. Miami, Ohio.....	59	— —
24	L	60	vs. Stanford.....	83	— 5
25	L	58	vs. Utah.....	61	— 13
29	W	81	Tennessee-Martin .....	49	— —
D. 2	L	68	at Arkansas .....	74	— 25
5	L	76	at Tennessee.....	86	— 6
9	L	56	Ole Miss .....	64	— —
14	W	83	Arkansas State.....	60	— —
18	W	98	Christian Brothers.....	54	— —
21	L	57	at Miami (Fla.).....	66	— —
27	L	67	*Southern Miss.....	75	— —
30	W	81	Kansas State.....	58	— —
J. 3	W	112	Howard .....	42	— —
6	W	86	*at Houston.....	78	— —
13	W	72	*at DePaul .....	68	— —
18	W	72	*Saint Louis (ot).....	63	— —
20	W	72	*Houston .....	68	— —
24	W	91	*at Tulane .....	69	— —
27	W	76	*at UAB (ot).....	73	— —
F. 2	L	65	*Marquette.....	71	— —
7	W	100	*at USF.....	89	— —
10	W	91	*Tulane .....	64	— —
15	L	65	*Cincinnati.....	66	— —
17	L	76	*at Charlotte.....	83	— —
19	W	86	*UAB.....	69	— —
25	W	79	*USF.....	61	— —
28	L	55	*at Southern Miss.....	74	— —
M. 3	L	56	*at Louisville.....	65	— —
<i>Conference USA Tournament, Louisville, Ky.</i>					
8	W	71	Marquette.....	65	— —
9	L	79	Cincinnati.....	89	— —

Tivo NIT					
13	W	71	at Utah.....	62	— —
20	W	90	UTEP.....	65	— —
22	W	81	New Mexico.....	63	— —
Tivo NIT, New York, N.Y.					
27	L	64	Tulsa.....	72	— —
29	W	86	Detroit.....	71	— —

\*Conference USA game



## 2002 NIT Champion

(Left to right): Nathaniel Root, Anthony Rice, Antonio Burks, Courtney Trask, Dajuan Wagner, Kelly Wise, Chris Massie, Scooter McFadgon, Duane Erwin, Earl Barron, Arthur Barclay, John Grice and Modibo Diarra.

**2001-02** Record: 27-9  
 Home: 19-2, Away: 6-4, Neutral 2-3  
 Conference USA: 12-4  
 NIT Champion  
 Coach: John Calipari

				HR	VR
<i>Guardians Classic, Memphis, Tenn.</i>					
N. 13	W	88	Wofford.....	61	12 —
14	W	91	Old Dominion.....	66	12 —
18	W	97	Northwestern State .....	69	12 —
<i>Guardians Classic, Kansas City, Mo.</i>					
20	L	71	vs. Iowa .....	75	12 9
21	L	70	vs. Alabama .....	81	12 22
24	W	65	Southeastern Louisiana.....	46	12 —
28	W	86	Christian Brothers.....	54	20 —
D. 1	W	111	Eastern Kentucky.....	74	20 —
7	L	67	at Ole Miss.....	71	22 —
15	W	71	Tennessee.....	69	— —
20	W	64	at Temple .....	54	— —
22	W	109	Austin Peay.....	68	— —
28	W	88	Tennessee-Martin .....	58	— —
J. 2	L	73	Arkansas .....	90	— —
5	W	75	*Southern Miss.....	53	— —
9	W	98	*at TCU .....	93	— —
12	W	78	*at Tulane .....	70	— —
15	W	81	*USF.....	62	— —
18	W	73	*at Southern Miss .....	64	— —
23	W	102	*UAB.....	81	— —
26	W	84	*at Houston.....	66	— —
30	W	80	*Louisville.....	70	— —
F. 2	W	98	*TCU .....	72	— —
4	W	78	*Tulane .....	72	— —
8	L	46	*at UAB.....	64	— —
13	L	63	*at Charlotte .....	75	— —
16	L	73	*Houston.....	76	— —
20	W	71	*at USF.....	59	— —
23	W	88	*DePaul .....	61	— —
M. 3	L	75	*at Cincinnati (ot).....	80	— 4
<i>Conference USA Tournament, Cincinnati, Ohio</i>					
7	L	74	vs. Houston .....	80	— —

<i>Owens Corning NIT</i>						
14	W	82	UNC Greensboro.....	62	—	—
20	W	80	BYU.....	69	—	—
23	W	79	Tennessee Tech.....	73	—	—
<i>Owens Corning NIT, New York, N.Y.</i>						
26	W	78	Temple.....	77	—	—
28	W	72	South Carolina.....	62	—	—
*Conference USA game						

\*Conference USA game

**2002-03** Record: 23-7  
 Home: 14-2, Away: 7-4, Neutral 2-1  
 Conference USA: 13-3  
 NCAA Tournament  
 Coach: John Calipari

					HR	VR
<i>AT&amp;T Wireless Coaches vs. Cancer Classic, New York, N.Y.</i>						
N.	14	W	70	Syracuse.....	63	— —
	22	L	80	Austin Peay (ot).....	81	— —
	25	W	78	Arkansas-Pine Bluff .....	54	— —
D.	3	W	73	UALR.....	49	— —
	7	W	72	Furman.....	55	— —
	14	L	78	at Missouri.....	93	— 11
	19	W	58	Ole Miss .....	51	— —
	28	W	77	Illinois.....	74	— 7
	30	W	67	Murray State .....	60	— —
J.	2	W	72	at Arkansas .....	67	— —
	5	W	72	Villanova.....	68	— —
	7	W	85	*Tulane .....	73	— —
	11	L	67	*at Southern Miss .....	84	— —
	18	L	74	*USF.....	75	— —
	22	W	77	*Houston .....	66	— —
	25	L	66	*at Saint Louis.....	69	— —
F.	1	W	80	*Southern Miss.....	62	— —
	4	W	73	*East Carolina .....	49	— —
	8	W	84	*at TCU .....	69	— —
	13	W	58	*at Tulane .....	57	— —
	15	W	94	*UAB.....	70	— —
	19	W	80	*at Louisville.....	73	— 4
	22	W	73	*at USF.....	66	— —
	26	W	88	*TCU.....	64	24 —





M.	1	W	67	*Cincinnati	48	24	—
	6	W	71	*at Houston	56	18	—
	8	W	90	*at UAB	79	18	—

Conference USA Tournament, Louisville, Ky.

	13	W	62	USE	56	16	—
	14	L	75	at Louisville	78	16	20

NCAA 1st & 2nd Rounds, Oklahoma City, Okla.

	20	L	71	Arizona State	84	19	—
--	----	---	----	---------------	----	----	---

\*Conference USA game

## 2003-04 Record: 22-8

Home: 15-0, Away: 6-5, Neutral 1-3

Conference USA: 12-4

C-USA Regular Season Champion

NCAA Tournament Second Round

Coach: John Calipari

### HR VR

Coaches vs. Cancer Classic, New York, N.Y.

N.	13	L	76	Wake Forest	85	—	20
----	----	---	----	-------------	----	---	----

	22	W	94	Fordham	64	—	—
--	----	---	----	---------	----	---	---

	29	W	74	Austin Peay	60	—	—
--	----	---	----	-------------	----	---	---

D.	3	W	84	Tennessee-Martin	64	—	—
----	---	---	----	------------------	----	---	---

	6	W	73	at Ole Miss	62	—	—
--	---	---	----	-------------	----	---	---

	13	L	64	at Illinois (14)	74	—	—
--	----	---	----	------------------	----	---	---

	17	W	89	Belmont	83	—	—
--	----	---	----	---------	----	---	---

	22	W	63	Samford	62	—	—
--	----	---	----	---------	----	---	---

	27	W	61	Missouri	59	—	11
--	----	---	----	----------	----	---	----

	29	W	69	Oakland	63	—	—
--	----	---	----	---------	----	---	---

J.	6	W	73	at Villanova	57	—	—
----	---	---	----	--------------	----	---	---

	10	L	63	*at Southern Miss	66	—	—
--	----	---	----	-------------------	----	---	---

	13	L	73	*at DePaul	82	—	—
--	----	---	----	------------	----	---	---

	17	W	91	*Charlotte	69	—	—
--	----	---	----	------------	----	---	---

	20	W	85	*at Tulane	71	—	—
--	----	---	----	------------	----	---	---

	24	W	64	*Houston	48	—	—
--	----	---	----	----------	----	---	---

	27	W	66	*USF	53	—	—
--	----	---	----	------	----	---	---

	31	W	75	*at TCU	69	—	—
--	----	---	----	---------	----	---	---

F.	4	W	62	*Louisville	58	—	6
----	---	---	----	-------------	----	---	---

	7	W	63	*Saint Louis	54	—	—
--	---	---	----	--------------	----	---	---

	11	W	79	*at East Carolina	73	—	—
--	----	---	----	-------------------	----	---	---

	14	W	89	*at Marquette	71	—	—
--	----	---	----	---------------	----	---	---

	21	W	73	*UAB	66	23	—
--	----	---	----	------	----	----	---

	24	W	74	*Southern Miss	56	19	—
--	----	---	----	----------------	----	----	---

	28	L	60	*Louisville	66	19	21
--	----	---	----	-------------	----	----	----

M.	3	W	83	*TCU	56	20	—
----	---	---	----	------	----	----	---

	6	L	79	*at Cincinnati	83	20	13
--	---	---	----	----------------	----	----	----

Conference USA Tournament, Cincinnati, Ohio

	11	L	61	Saint Louis	72	23	—
--	----	---	----	-------------	----	----	---

NCAA 1st & 2nd Rounds, Kansas City, Mo.

	19	W	59	South Carolina	43	24	—
--	----	---	----	----------------	----	----	---

	21	L	53	Oklahoma State	70	24	4
--	----	---	----	----------------	----	----	---

\*Conference USA game

## 2004-05 Record: 22-16

Home: 16-7, Away: 5-5, Neutral 1-4

Conference USA: 9-7

NIT Final Four

Coach: John Calipari

### HR VR

Coaches vs. Cancer Classic, Memphis, Tenn.

N.	11	W	102	Savannah State	40	24	—
----	----	---	-----	----------------	----	----	---

	13	W	75	George Mason	58	24	—
--	----	---	----	--------------	----	----	---

Coaches vs. Cancer Classic, New York, N.Y.

N.	18	W	81	St. Mary's	66	24	—
----	----	---	----	------------	----	----	---

	19	L	62	Syracuse	77	24	5
--	----	---	----	----------	----	----	---

	23	W	79	Arkansas State	75	25	—
--	----	---	----	----------------	----	----	---

Hall of Fame Tip-Off Classic, Springfield, Mass.

	26	L	61	Maryland	84	25	13
--	----	---	----	----------	----	----	----

D.	3	W	62	at Purdue	51	—	—
----	---	---	----	-----------	----	---	---

## Memphis Vs. The Top 25

Rank	Record	No.	Record
No. 1	0-7	No. 14	0-7
No. 2	2-4	No. 15	2-3
No. 3	2-7	No. 16	4-7
No. 4	5-6	No. 17	3-1
No. 5	2-8	No. 18	3-6
No. 6	3-5	No. 19	6-5
No. 7	2-5	No. 20	5-6
No. 8	3-5	No. 21	3-3
No. 9	7-6	No. 22	2-5
No. 10	4-2	No. 23	2-0
No. 11	3-7	No. 24	2-1
No. 12	2-6	No. 25	2-3
No. 13	2-7	<b>Total</b>	<b>71-122</b>

## Memphis Milestone Wins

Win	Date	Result	Win	Date	Result
1.	11/14/20	UofM 24, Whitehaven 14	600.	12/31/73	UofM 67, Murray State 65 (ot)
50.	1/25/27	UofM 37, Catholic Club 35	650.	3/4/76	UofM 73, St. Louis 69
100.	3/2/31	UofM 35, Bethel College	700.	1/27/79	UofM 88, St. Louis 77
150.	1/11/41	UofM 45, Union 38	750.	2/27/82	UofM 94, St. Louis 72
200.	1/30/48	UofM 46, Murray State 37	800.	3/10/84	UofM 78, Virginia Tech 65
250.	1/5/52	UofM 62, Air Training Service 47	850.	1/18/86	UofM 68, New Orleans 64
300.	1/13/55	UofM 67, Murray State 56	900.	2/10/88	UofM 113, Southern Miss 97
350.	2/28/57	UofM 97, Arkansas State 75	950.	12/8/90	UofM 75, Middle Tennessee 60
400.	2/16/60	UofM 54, Loyola-New Orleans 38	1000.	2/6/93	UofM 68, Cincinnati 66
450.	1/23/63	UofM 60, Murray State 58	1100.	11/30/98	UofM 86, Arkansas-Pine Bluff 42
500.	1/4/67	UofM 55, Union 47	1200.	3/8/03	UofM 90, UAB 79
550.	12/17/71	UofM 82, San Francisco 77			



## 2005 NIT Final Four

**Front Row (l-r):** Simplice Njoya, Duane Erwin, Sean Banks, Waki Williams, Almamy Thiero, Rodney Carney, Darius Washington Jr., Clyde Wade, Jeremy Hunt, Joey Dorsey, Anthony Rice, Tank Beavers and Arthur Barclay.

**Back Row (l-r):** Scott Robinson, Jason Love, Andy Allison, Ryan Miller, Ed Schilling, Milt Wagner, John Calipari, Tony Barbee, Derek Kellogg, Richard Hogans, Mike Malone, NaFeesa Farrhkan, Jennifer Bone and Candaice Fleming.

Jimmy V Classic, New York, N.Y.

7	L	51	Pittsburgh	70	—	11
11	L	53	Ole Miss	65	—	—
18	W	71	Austin Peay	66	—	—
20	L	55	Louisiana Tech	64	—	—
23	L	59	Providence	72	—	—
30	W	87	East Tennessee State	56	—	—
J. 6	L	67	at Texas	74	—	15
9	W	60	*Southern Miss	46	—	—
13	W	78	*Marquette	68	—	22
15	L	59	*TCU	61	—	—
19	W	73	*USF	67	—	—
22	L	70	*at UAB	73	—	—
27	W	68	*DePaul	55	—	—
29	W	72	*at TCU	57	—	—
F. 2	W	72	*East Carolina	66	—	—
5	L	53	*at Houston	66	—	—
9	W	85	*at Louisville	68	—	9
12	W	103	*Tulane	71	—	—
19	W	85	*at Southern Miss	73	—	—
23	L	77	*at Charlotte	80	—	21
26	L	44	*Louisville	53	—	11
M. 2	L	61	*at Saint Louis	70	—	—
5	L	60	*Cincinnati	62	—	22

Conference USA Tournament, Memphis, Tenn.

9	W	79	Saint Louis	59	—	—
10	W	83	Charlotte	69	—	25
11	W	81	USF	68	—	—
12	L	74	Louisville	75	—	6

National Invitation Tournament, Memphis, Tenn.

16	W	90	Northeastern	65	—	—
19	W	83	Virginia Tech	62	—	—
23	W	81	Vanderbilt	68	—	—

National Invitation Tournament, New York, N.Y.

29	L	58	St. Joseph's	70	—	—
----	---	----	--------------	----	---	---

\*Conference USA game

## 2005-06 Record: 33-4

Home: 19-1, Away: 10-1, Neutral 4-2

Conference USA: 13-1

C-USA Regular Season Champion

C-USA Tournament Champion

NCAA Tournament Elite Eight

Coach: John Calipari

HR VR

NIT Season Tip-Off, Memphis, Tenn.

N. 15	W	79	Wisconsin-Milwaukee	52	12	—
-------	---	----	---------------------	----	----	---

NIT Season Tip-Off, Tuscaloosa, Ala.

17	W	87	Alabama	76	12	15
----	---	----	---------	----	----	----

NIT Season Tip-Off, New York, N.Y.

23	W	88	UCLA	80	11	16
----	---	----	------	----	----	----

25	L	67	Duke	70	11	1
----	---	----	------	----	----	---

28	W	108	Lamar	83	9	—
----	---	-----	-------	----	---	---

30	W	97	Jackson State	70	9	—
----	---	----	---------------	----	---	---

D. 3	W	91	at Cincinnati	81	9	—
------	---	----	---------------	----	---	---

10	W	97	at Providence	89	7	—
----	---	----	---------------	----	---	---

17	W	72	at Ole Miss	49	5	—
----	---	----	-------------	----	---	---

20	W	76	Louisiana Tech	58	4	—
----	---	----	----------------	----	---	---

27	W	83	Gonzaga	72	4	8
----	---	----	---------	----	---	---

30	W	90	Purdue	70	4	—
----	---	----	--------	----	---	---

J. 2	L	58	Texas	69	4	15
------	---	----	-------	----	---	----

4	W	83	Middle Tennessee	50	4	—
---	---	----	------------------	----	---	---

8	W	73	Winthrop	63	4	—
---	---	----	----------	----	---	---

11	W	77	*at East Carolina	67	5	—
----	---	----	-------------------	----	---	---

14	W	73	*SMU	53	5	—
----	---	----	------	----	---	---

18	W	88	Tennessee	79	4	—
----	---	----	-----------	----	---	---

21	W	85	*at Southern Miss	68	4	—
----	---	----	-------------------	----	---	---

26	W	73	*UAB	66	3	—
----	---	----	------	----	---	---

28	W	94	*UCF	61	3	—
----	---	----	------	----	---	---

F. 1	W	84	*at Tulsa	61	3	—
4	W	84	*at Rice	79	3	—
11	W	91	*at Marshall	81	3	—
14	W	80	*Southern Miss	41	3	—
18	W	105	*at Tulane	65	3	—
22	W	66	*UTEP	56	4	—
25	W	78	*Tulsa	67	4	—
M. 2	L	74	*at UAB	80	3	—
4	W	69	*Houston	62	3	—

Conference USA Tournament, Memphis, Tenn.

9	W	75	Tulane	56	5	—
10	W	68	Houston	54	5	—
11	W	57	UAB	47	5	—

NCAA 1st &amp; 2nd Rounds, Dallas, Texas

17	W	94	Oral Roberts	78	4	—
19	W	72	Bucknell	56	4	—

NCAA Oakland Regional, Oakland, Calif.

23	W	80	Bradley	64	4	—
25	L	45	UCLA	50	4	7

\*Conference USA game

### Overtime Victories (50)

Opponent	Date	Score
Hendrix College	Jan. 29, 1923	27-24
at Bethel College	Jan. 30, 1934	43-39
Union	Feb. 14, 1939	43-39
Southwestern (2ot)	Feb. 3, 1940	46-44
Tennessee Tech	Feb. 7, 1941	43-41
Southwestern	Jan. 7, 1946	49-46
vs Arkansas Tech (1)	Jan. 6, 1955	104-102
at Arizona	Dec. 21, 1955	98-92
vs St. Bonaventure (2)	Mar. 21, 1957	80-78
at Loyola-New Orleans	Dec. 28, 1957	65-63
Southern Methodist	Dec. 28, 1964	95-92
at Jacksonville	Jan. 31, 1967	63-58
at Drake (2ot)	Jan. 4, 1973	97-92
at Tulsa	Feb. 10, 1973	91-87
Murray State	Dec. 31, 1973	67-65
Bradley	Jan. 3, 1974	88-76
at Pepperdine	Dec. 21, 1974	111-108
New Orleans	Jan. 26, 1977	88-86
St. Louis	Jan. 31, 1978	86-85
Florida State	Jan. 18, 1979	86-81
Tulane	Jan. 20, 1979	87-81
at Virginia Tech	Jan. 5, 1980	70-69
Louisville	Jan. 22, 1981	60-55
at Cincinnati (4ot)	Jan. 31, 1981	99-85
Ole Miss	Dec. 29, 1981	61-55
Louisville	Feb. 6, 1982	74-65
UAB	Feb. 4, 1984	53-51
at Southern Miss	Feb. 20, 1984	69-67
at Ole Miss	Dec. 11, 1984	57-52
vs Florida State (3)	Mar., 9, 1985	90-86
vs UAB (4)	Mar. 17, 1985	67-66
Kansas	Jan. 4, 1986	83-80
Bradley	Dec. 17, 1987	113-108
Murray State	Jan. 5, 1988	76-70
Cincinnati	Jan. 25, 1988	75-70
at Southern Miss	Jan. 4, 1989	90-87
vs Ball State (5)	Dec. 29, 1989	76-73
at Vanderbilt	Jan. 29, 1992	72-70
at St. Louis	Feb. 20, 1992	75-73
vs Georgia Tech (6)	Mar. 27, 1992	83-79
DePaul (2ot)	Jan. 11, 1993	95-93
Saint Louis	Jan. 25, 1995	84-80
Cincinnati	Feb. 3, 1995	74-69
Marquette (2ot)	Feb. 18, 1995	77-71
at USF	Jan. 14, 1996	60-59
at DePaul	Feb. 1, 1996	83-82
Northeast Louisiana	Nov. 15, 1997	75-74
Ole Miss	Dec. 12, 1998	78-72
Saint Louis	Jan. 18, 2001	72-63
at UAB	Jan. 27, 2001	76-73

## Memphis Final National Ranking

Year	— Final Rank —		
	AP	UPI	Coaches*
1957	12	—	—
1961	14	20	—
1972	13	13	—
1973	12	11	—
1982	9	9	—
1983	17	17	—
1984	16	16	—
1985	5	4	—
1986	12	12	—
1996	16	—	17
2003	19	—	22
2004	24	—	—
2006	4	—	6

\*final regular season poll

### Overtime Losses (34)

Opponent	Date	Score
Tennessee Tech (2ot)	Feb. 8, 1934	38-34
Arkansas State	Feb. 22, 1947	58-56
at Hawaii (2ot)	Jan. 2, 1952	68-61
at Austin Peay (2ot)	Feb. 15, 1952	62-60
at Centenary	Feb. 27, 1956	84-80
at Loyola-Illinois (2ot)	Feb. 8, 1958	79-76
vs West Virginia (1)	Dec. 30, 1960	86-82
Drake	Jan. 2, 1968	76-75
Cincinnati	Jan. 22, 1968	75-68
North Texas	Mar. 5, 1968	63-62
Tulsa	Feb. 25, 1971	94-91
Saint Louis	Jan. 9, 1969	63-62
Saint Louis	Feb. 14, 1977	67-64
Southern Miss (2ot)	Dec. 9, 1978	91-89
Georgia Tech (2ot)	Jan. 16, 1979	89-84
Florida State	Jan. 18, 1979	93-86
at Mississippi State	Dec. 7, 1981	48-47
at Tulane	Jan. 21, 1982	58-54
Villanova (7)	Mar. 19, 1982	70-66
at Louisville	Mar. 6, 1983	64-62
at Virginia Tech	Jan. 9, 1988	82-80
vs Nevada-Las Vegas (8)	Nov. 27, 1988	90-86
at Virginia Commonwealth	Feb. 5, 1990	70-69
East Tennessee State	Jan. 30, 1991	105-102
DePaul	Nov. 29, 1991	92-89
vs Brigham Young (8)	Dec. 22, 1992	73-67
vs Georgetown (9)	Dec. 10, 1994	83-80
vs Arkansas (6)	Mar. 24, 1995	96-91
at Houston	Feb. 12, 1997	72-67
DePaul (2ot)	Feb. 11, 1998	100-98
vs USF (10)	March 3, 1999	88-81
Southern Miss	Feb. 12, 2000	79-73
at Cincinnati	March 3, 2002	80-75
Austin Peay	Nov. 22, 2002	81-80

- Sugar Bowl Tournament, New Orleans, La.
- National Invitation Tournament, New York, N.Y.
- Metro Tournament, Louisville, Ky.
- NCAA Tournament, Houston, Texas
- Old Style Classic, Chicago, Ill.
- NCAA Tournament, Kansas City, Mo.
- NCAA Tournament, Raleigh, N.C.
- Maui Invitational, Lahaina, Maui, Hawaii
- Toronto, Canada
- Conference USA Tournament, Birmingham, Ala.

### Overtime Record At Sites

Home	27-16	Neutral	6-7
Road	17-11		





*The series records below reflect only current NCAA Division I opponents.*

#### ALABAMA (5-2)

1958-59.....	hW.....	59-58
1959-60.....	hW.....	63-37
1963-64.....	hW.....	108-75
1964-65.....	hW.....	83-73
1976-77.....	nL.....	63-80
2001-02.....	nL.....	70-81
2005-06.....	aW.....	87-76
<b>Home:</b> 4-0.....	<b>Away:</b> 1-0	
<b>Neutral:</b> 0-2		

#### ALABAMA A&M (1-0)

1999-00.....	hW.....	97-66
<b>Home:</b> 1-0		

#### ALCORN STATE (2-0)

1986-87.....	hW.....	108-56
1987-88.....	hW.....	87-64
<b>Home:</b> 2-0		

#### ARIZONA (3-2)

1952-53.....	hW.....	75-56
1955-56.....	aW (ot).....	98-92
1956-57.....	hW.....	94-76
1964-65.....	aL.....	64-99
1965-66.....	hL.....	69-94
<b>Home:</b> 2-1.....	<b>Away:</b> 1-1	

#### ARIZONA STATE (1-2)

1969-70.....	nW.....	67-62
1992-93.....	nL.....	76-89
2002-03.....	nL.....	71-84
<b>Neutral:</b> 1-2		

#### ARKANSAS (10-11)

1966-67.....	hW.....	43-36
1971-72.....	hW.....	92-77
1972-73.....	aW.....	87-86
1976-77.....	aW.....	69-62
1977-78.....	hL.....	70-95
1978-79.....	nL.....	69-82
1979-80.....	hW.....	74-67
1991-92.....	hW.....	92-88
1991-92.....	nW.....	82-80
1992-93.....	aL.....	76-81
1993-94.....	hL.....	78-96
1994-95.....	aL.....	87-88
1994-95.....	nL (ot).....	91-96
1995-96.....	hW.....	94-72
1996-97.....	aL.....	63-79
1997-98.....	hL.....	72-75
1998-99.....	aL.....	74-99
1999-00.....	hW.....	76-71
2000-01.....	aL.....	68-74
2001-02.....	hL.....	73-90
2002-03.....	aW.....	72-67
<b>Home:</b> 6-4.....	<b>Away:</b> 3-5	
<b>Neutral:</b> 1-2		

#### ARKANSAS-LITTLE ROCK (2-0)

1993-94.....	hW.....	85-66
--------------	---------	-------

2002-03.....	hW.....	73-49
<b>Home:</b> 2-0		

#### ARKANSAS-PINE BLUFF (2-0)

1998-99.....	hW.....	86-42
2002-03.....	hW.....	78-54
<b>Home:</b> 2-0		

#### ARKANSAS STATE (28-28)

1921-22.....	aL.....	18-31
1922-23.....	hW.....	32-15
1925-26.....	aL.....	31-33
1927-28.....	aL.....	30-34
1927-28.....	hW.....	34-30
1928-29.....	aL.....	23-34
1928-29.....	hW.....	50-22
1929-30.....	hW.....	22-15
1929-30.....	aL.....	21-26
1930-31.....	hW.....	39-12
1930-31.....	aW.....	45-21
1931-32.....	hL.....	17-24
1931-32.....	aL.....	38-40
1933-34.....	aL.....	27-32
1933-34.....	hL.....	30-32
1934-35.....	hW.....	32-31
1934-35.....	aL.....	23-51
1937-38.....	aL.....	25-41
1937-38.....	hL.....	20-39
1938-39.....	aL.....	32-38
1938-39.....	hW.....	53-45
1939-40.....	aL.....	44-45
1939-40.....	hL.....	41-46
1944-45.....	aW.....	44-25
1944-45.....	hW.....	41-30
1945-46.....	aL.....	43-56
1945-46.....	hL.....	37-46
1946-47.....	aL.....	37-52
1946-47.....	hW.....	62-50
1946-47.....	hL (ot).....	56-58
1947-48.....	hL.....	50-53
1947-48.....	aL.....	56-61
1948-49.....	aW.....	59-55
1948-49.....	hL.....	52-61
1949-50.....	hW.....	54-49
1949-50.....	aL.....	51-52
1953-54.....	aL.....	67-83
1953-54.....	hW.....	87-77
1954-55.....	hW.....	104-79
1954-55.....	aW.....	86-71
1955-56.....	aW.....	74-64
1955-56.....	hW.....	97-67
1956-57.....	hW.....	88-68
1956-57.....	aW.....	97-75
1979-80.....	hW.....	54-51
1980-81.....	hW.....	77-66
1984-85.....	hW.....	79-62
1985-86.....	hW.....	87-64
1986-87.....	hL.....	60-61
1987-88.....	aW.....	60-59
1987-88.....	hL.....	47-48
1990-91.....	hL.....	57-58

1998-99.....	hW.....	83-66
1999-00.....	aL.....	72-84
2000-01.....	hW.....	83-60
2004-05.....	hW.....	79-75
<b>Home:</b> 21-11.....	<b>Away:</b> 7-17	

#### ARMY (1-0)

1977-78.....	nW.....	77-76
<b>Home:</b> 1-0		

#### AUBURN (0-1)

1952-53.....	hL.....	64-78
<b>Home:</b> 0-1		

#### AUSTIN PEAY (13-4)

1936-37.....	hW.....	43-31
1947-48.....	hW.....	56-48
1947-48.....	aL.....	41-48
1948-49.....	hW.....	71-65
1948-49.....	aL.....	62-63
1949-50.....	hW.....	68-63
1949-50.....	aW.....	71-62
1950-51.....	hW.....	75-53
1950-51.....	aW.....	62-55
1951-52.....	hW.....	74-52
1951-52.....	aL (2ot).....	60-62
1979-80.....	hW.....	85-73
1986-87.....	hW.....	82-67
2001-02.....	hW.....	109-68
2002-03.....	hL (ot).....	80-81
2003-04.....	hW.....	74-60
2004-05.....	hW.....	71-66
<b>Home:</b> 11-1.....	<b>Away:</b> 2-3	

#### BALL STATE (5-0)

1981-82.....	hW.....	75-64
1982-83.....	hW.....	104-81
1985-86.....	nW.....	95-63
1989-90.....	nW (ot).....	76-73
1997-98.....	hW.....	90-67
<b>Home:</b> 3-0.....	<b>Neutral:</b> 2-0	

#### BAYLOR (6-1)

1953-54.....	hW.....	71-64
1959-60.....	hW.....	71-56
1960-61.....	aW.....	84-58
1961-62.....	hW.....	59-47
1976-77.....	hW.....	80-73
1977-78.....	aL.....	87-106
1987-88.....	nW.....	75-60
<b>Home:</b> 4-0.....	<b>Away:</b> 1-1	

#### BELMONT (1-0)

2003-04.....	hW.....	89-83
<b>Home:</b> 1-0		

#### BIRMINGHAM SOUTHERN (3-0)

1947-48.....	hW.....	40-39
1947-48.....	aW.....	71-51
1958-59.....	hW.....	85-33
<b>Home:</b> 2-0.....	<b>Away:</b> 1-0	

#### BOSTON COLLEGE (1-1)

1984-85.....	nW.....	59-57
1990-91.....	aL.....	78-82
<b>Away:</b> 0-1.....	<b>Neutral:</b> 1-0	

#### BRADLEY (10-9)

1956-57.....	nL.....	83-84
1967-68.....	aL.....	52-80
1967-68.....	hL.....	69-92
1968-69.....	hL.....	67-68
1968-69.....	aL.....	62-88
1969-70.....	aL.....	59-74
1969-70.....	hL.....	75-91
1970-71.....	hW.....	102-87
1970-71.....	aW.....	74-70
1971-72.....	aL.....	79-95
1971-72.....	hW.....	70-59
1972-73.....	aW.....	76-74
1972-73.....	hW.....	79-64
1973-74.....	hW (ot).....	88-76
1973-74.....	aL.....	81-94
1986-87.....	aW.....	82-74
1987-88.....	hW (ot).....	113-108
1988-89.....	hW.....	84-77
2005-06.....	nW.....	80-64
<b>Home:</b> 6-3.....	<b>Away:</b> 3-5	
<b>Neutral:</b> 1-1		

#### BROWN (3-0)

1968-69.....	hW.....	70-52
1974-75.....	hW.....	85-83
1981-82.....	hW.....	106-96
<b>Home:</b> 3-0		

#### BUCKNELL (1-0)

2005-06.....	nW.....	72-56
<b>Neutral:</b> 1-0		

#### BYU (3-1)

1960-61.....	aW.....	75-72
1962-63.....	hW.....	99-76
1992-93.....	nL (ot).....	67-73
2001-02.....	hW.....	80-69
<b>Home:</b> 2-0.....	<b>Away:</b> 1-0	
<b>Neutral:</b> 0-1		

#### CAL POLY (1-0)

1975-76.....	hW.....	97-66
<b>Home:</b> 1-0		

#### CANISIUS (0-2)

1962-63.....	nL.....	67-76
1965-66.....	nL.....	89-92
<b>Neutral:</b> 0-2		

#### CENTENARY (7-5)

1952-53.....	aL.....	78-86
1952-53.....	hW.....	72-62
1953-54.....	aL.....	70-80
1953-54.....	aW.....	65-57
1954-55.....	hW.....	95-82
1954-55.....	aL.....	68-70
1955-56.....	hW.....	101-82
1955-56.....	aL (ot).....	80-84
1956-57.....	aL.....	78-90

1958-59.....	hW.....	82-62
1962-63.....	hW.....	90-85
1962-63.....	aW.....	90-79
<b>Home:</b> 5-0..... <b>Away:</b> 2-5		

## CHARLOTTE (7-6)

1985-86.....	nW.....	106-82
1995-96.....	hW.....	57-55
1995-96.....	aW.....	68-55
1996-97.....	aL.....	71-65
1996-97.....	hL.....	76-70
1997-98.....	hW.....	73-70
1998-99.....	aL.....	77-82
1999-00.....	hW.....	78-67
2000-01.....	aL.....	76-83
2001-02.....	aL.....	63-75
2003-04.....	hW.....	91-69
2004-05.....	aL.....	77-80
2004-05.....	hW.....	83-69

**Home:** 5-1..... **Away:** 1-5**Neutral:** 1-0

## CHATTANOOGA (8-2)

1946-47.....	hW.....	40-30
1947-48.....	aL.....	63-64
1948-49.....	aL.....	71-74
1948-49.....	hW.....	52-42
1949-50.....	hW.....	61-49
1950-51.....	aW.....	58-54
1952-53.....	hW.....	118-71
1958-59.....	hW.....	105-56
1994-95.....	hW.....	82-76
1995-96.....	aW.....	63-55

**Home:** 6-0..... **Away:** 2-2

## CINCINNATI (28-36)

1967-68.....	hL.....	68-75
1967-68.....	aL.....	63-72
1968-69.....	aL.....	53-62
1968-69.....	hL.....	47-69
1969-70.....	hL.....	69-78
1969-70.....	aL.....	63-77
1975-76.....	hW.....	85-79
1975-76.....	nL.....	95-103
1976-77.....	aL.....	82-88
1976-77.....	hL.....	67-68
1977-78.....	hW.....	67-63
1977-78.....	aW.....	83-76
1978-79.....	hL.....	61-63
1978-79.....	aL.....	79-87
1979-80.....	aL.....	64-74
1979-80.....	hW.....	61-59
1980-81.....	aW (4ot).....	99-85
1980-81.....	hL.....	62-65
1981-82.....	hW.....	107-75
1981-82.....	aW.....	70-63
1982-83.....	aW.....	80-63
1982-83.....	hW.....	84-77
1983-84.....	aW.....	85-62
1983-84.....	hW.....	56-44
1984-85.....	hW.....	81-61
1984-85.....	aW.....	68-55
1985-86.....	aW.....	89-71
1985-86.....	hW.....	74-55
1986-87.....	hW.....	83-63

1986-87.....	aL.....	73-76
1986-87.....	nW.....	87-58
1987-88.....	hW (ot).....	75-70
1987-88.....	aL.....	90-106
1988-89.....	aL.....	79-89
1988-89.....	hW.....	81-71
1989-90.....	hW.....	82-64
1989-90.....	aL.....	76-82
1990-91.....	aL.....	59-73
1990-91.....	hW.....	70-63
1991-92.....	aL.....	66-75
1991-92.....	hL.....	59-69
1991-92.....	nL.....	63-75
1991-92.....	nL.....	57-88
1992-93.....	hW.....	68-66
1992-93.....	aL.....	55-78
1992-93.....	hL.....	72-77
1993-94.....	hW.....	62-55
1993-94.....	aL.....	64-69
1993-94.....	aL.....	47-68
1994-95.....	hW (ot).....	74-69
1994-95.....	aW.....	83-73
1994-95.....	nL.....	64-77
1995-96.....	aL.....	66-71
1996-97.....	hW.....	75-63
1997-98.....	aL.....	54-61
1998-99.....	hL.....	64-89
1999-00.....	aL.....	55-75
2000-01.....	hL.....	65-66
2000-01.....	nL.....	79-89
2001-02.....	aL (ot).....	75-80
2002-03.....	hW.....	67-48
2003-04.....	aL.....	79-83
2004-05.....	hL.....	60-62
2005-06.....	aW.....	91-81

**Home:** 18-11..... **Away:** 9-20**Neutral:** 1-5

## COLUMBIA (1-0)

1970-71.....	nW.....	93-62
--------------	---------	-------

**Neutral:** 1-0

## CORNELL (1-0)

1972-73.....	hW.....	96-64
--------------	---------	-------

**Home:** 1-0

## CREIGHTON (3-3)

1961-62.....	nL.....	83-87
1962-63.....	hL.....	70-95
1963-64.....	aW.....	87-86
1964-65.....	hW.....	72-66
1965-66.....	aL.....	82-115
1966-67.....	hW.....	74-66

**Home:** 2-1..... **Away:** 1-1**Neutral:** 0-1

## DARTMOUTH (1-1)

1969-70.....	hL.....	74-77
1988-89.....	hW.....	79-75

**Home:** 1-1

## DAVIDSON (0-1)

1967-68.....	nL.....	44-51
--------------	---------	-------

**Neutral:** 0-1

## DAYTON (7-12)

1953-54.....	hL.....	59-66
1954-55.....	aL.....	69-88
1955-56.....	aL.....	71-85
1959-60.....	aL.....	52-58
1960-61.....	hL.....	77-96
1961-62.....	aL.....	67-78
1962-63.....	hW.....	61-59
1963-64.....	aL.....	73-83
1964-65.....	hW.....	77-71
1965-66.....	aL.....	77-90
1966-67.....	hL.....	56-81
1976-77.....	hW.....	81-67
1977-78.....	aL.....	83-85
1978-79.....	hL.....	73-75
1979-80.....	aL.....	64-82
1993-94.....	aW.....	94-78
1993-94.....	hW.....	84-71
1994-95.....	aW.....	68-61
1994-95.....	hW.....	87-60

**Home:** 5-4..... **Away:** 2-8

## DePAUL (14-12)

1956-57.....	hW.....	85-81
1963-64.....	hW.....	98-67
1964-65.....	aL.....	70-99
1975-76.....	nL.....	91-100
1988-89.....	nL.....	63-66
1991-92.....	hL (ot).....	89-92
1991-92.....	aL.....	80-88
1991-92.....	nW.....	95-75
1992-93.....	aW (2ot).....	95-93
1992-93.....	hW.....	79-57
1993-94.....	hL.....	61-69
1993-94.....	aL.....	53-65
1994-95.....	aW.....	77-69
1994-95.....	hW.....	76-64
1995-96.....	hW.....	74-55
1995-96.....	aW (ot).....	83-82
1995-96.....	hW.....	92-69
1996-97.....	aW.....	51-49
1997-98.....	hL (2ot).....	98-100
1998-99.....	aL.....	75-81
1999-00.....	hL.....	65-71
1999-00.....	hL.....	76-80
2000-01.....	aW.....	72-68
2001-02.....	hW.....	88-61
2003-04.....	aL.....	73-82
2004-05.....	hW.....	68-55

**Home:** 8-5..... **Away:** 5-5**Neutral:** 1-2

## DETROIT (3-1)

1983-84.....	hW.....	90-65
1984-85.....	aL.....	66-71
1996-97.....	hW.....	64-55
2000-01.....	nW.....	86-71

**Home:** 2-0..... **Away:** 0-1**Neutral:** 1-0

## DRAKE (6-11)

1965-66.....	nL.....	65-80
1967-68.....	hL (ot).....	75-76
1967-68.....	aL.....	61-89
1968-69.....	hL.....	71-73

1968-69.....	aL.....	72-85
1969-70.....	aL.....	62-72
1969-70.....	hL.....	76-82
1970-71.....	aL.....	70-83
1970-71.....	hW.....	73-72
1971-72.....	aW.....	81-70
1971-72.....	hW.....	70-69
1972-73.....	aW (2ot).....	97-92
1972-73.....	hW.....	73-68
1973-74.....	hL.....	80-91
1973-74.....	aL.....	86-95
1976-77.....	hW.....	79-74
1978-79.....	aL.....	91-109

**Home:** 4-4..... **Away:** 2-6**Neutral:** 0-1

## DREXEL (0-1)

1995-96.....	nL.....	63-75
--------------	---------	-------

**Neutral:** 0-1

## DUKE (0-1)

2005-06.....	nL.....	67-70
--------------	---------	-------

**Neutral:** 0-1

## DUQUESNE (0-2)

1964-65.....	hL.....	87-93
1965-66.....	aL.....	79-92

**Home:** 0-1..... **Away:** 0-1

## EAST CAROLINA (4-0)

2002-03.....	hW.....	73-49
2003-04.....	aW.....	79-73
2004-05.....	hW.....	72-66
2005-06.....	aW.....	77-67

**Home:** 2-0..... **Away:** 2-0

## EAST TENNESSEE STATE

(4-3)

1952-53.....	hL.....	71-75
1953-54.....	aW.....	71-68
1981-82.....	aL.....	62-67
1981-82.....	hW.....	91-74
1982-83.....	hW.....	80-62
1990-91.....	hL (ot).....	102-105
2004-05.....	hW.....	87-56

**Home:** 3-2..... **Away:** 1-1

## EASTERN KENTUCKY (3-0)

1982-83.....	hW.....	80-65
1983-84.....	hW.....	82-50
2001-02.....	hW.....	111-74

**Home:** 3-0

## EASTERN MICHIGAN (1-0)

1978-79.....	hW.....	86-58
--------------	---------	-------

**Home:** 1-0

## EASTERN WASHINGTON (1-0)

1951-52.....	aW.....	67-53
--------------	---------	-------

**Away:** 0-1

## FLORIDA (0-1)

1976-77.....	nL.....	83-84
--------------	---------	-------

**Neutral:** 0-1





FLORIDA A&M (2-0)  
 1994-95..... hW.....119-54  
 1995-96..... hW.....80-50  
**Home:** 2-0

FLORIDA INTERNATIONAL  
 (1-0)  
 1993-94..... hW.....86-69  
**Home:** 1-0

FLORIDA STATE (31-22)  
 1952-53..... hW.....87-73  
 1957-58..... hW.....59-56  
 1957-58..... aW.....68-51  
 1958-59..... aW.....75-72  
 1958-59..... hW.....93-69  
 1959-60..... hW.....86-71  
 1959-60..... aW.....83-67  
 1963-64..... aL.....90-91  
 1963-64..... hW.....83-71  
 1964-65..... aL.....61-74  
 1964-65..... hL.....70-81  
 1965-66..... aL.....63-67  
 1965-66..... hW.....81-66  
 1966-67..... hW.....46-42  
 1966-67..... aL.....51-55  
 1973-74..... aL.....80-88  
 1974-75..... hW.....70-69  
 1975-76..... aL.....79-100  
 1976-77..... hW.....81-75  
 1977-78..... hL.....89-95  
 1977-78..... aL.....82-89  
 1978-79..... hL (ot).....86-93  
 1978-79..... aL.....87-90  
 1978-79..... hL.....34-35  
 1979-80..... hL.....69-74  
 1979-80..... aL.....54-55  
 1980-81..... aL.....66-84  
 1980-81..... hL.....78-80  
 1981-82..... hW.....90-63  
 1981-82..... aW.....62-60  
 1982-83..... aL.....72-74  
 1982-83..... hW.....94-67  
 1982-83..... nW.....84-74  
 1983-84..... aW.....73-69  
 1983-84..... hW.....75-67  
 1983-84..... hW.....65-63  
 1984-85..... aW.....74-69  
 1984-85..... hW.....70-68  
 1984-85..... nW (ot).....90-86  
 1985-86..... hW.....99-73  
 1985-86..... aL.....80-82  
 1985-86..... nW.....73-71  
 1986-87..... hW.....76-68  
 1986-87..... aL.....89-98  
 1987-88..... aL.....85-92  
 1987-88..... hW.....81-76  
 1987-88..... hW.....81-74  
 1988-89..... aW.....99-82  
 1988-89..... hW.....89-78  
 1989-90..... aL.....72-78  
 1989-90..... hW.....81-69  
 1990-91..... hW.....67-66

1990-91..... aL.....64-76  
**Home:** 21-6..... **Away:** 7-16  
**Neutral:** 3-0

FORDHAM (2-1)  
 1962-63..... nW.....70-49  
 1964-65..... hL.....71-73  
 2003-04..... hW.....94-64  
**Home:** 1-1..... **Neutral:** 1-0

FRESNO STATE (2-1)  
 1985-86..... nW.....80-46  
 1985-86..... nW.....57-46  
 1997-98..... aL.....80-83  
**Away:** 0-1..... **Neutral:** 2-0

FURMAN (2-0)  
 1968-69..... aW.....79-69  
 2002-03..... hW.....72-55  
**Home:** 1-0..... **Away:** 1-0

GEORGE MASON (1-0)  
 2004-05..... hW.....75-58  
**Home:** 1-0

GEORGETOWN (1-6)  
 1982-83..... nW.....66-57  
 1993-94..... hL.....78-94  
 1994-95..... nL (ot).....80-83  
 1995-96..... aL.....60-81  
 1996-97..... hL.....65-74  
 1997-98..... aL.....69-73  
 1999-00..... nL.....55-71  
**Home:** 0-2..... **Away:** 0-2  
**Neutral:** 1-2

GEORGE WASHINGTON (0-1)  
 1994-95..... nL.....61-69  
**Neutral:** 0-1

GEORGIA (1-1)  
 1986-87..... nW.....82-71  
 1996-97..... nL.....68-70  
**Neutral:** 1-1

GEORGIA STATE (7-0)  
 1974-75..... hW.....102-76  
 1977-78..... hW.....111-87  
 1986-87..... nW.....79-70  
 1992-93..... hW.....97-76  
 1993-94..... hW.....66-55  
 1994-95..... hW.....124-52  
 1995-96..... hW.....89-69  
**Home:** 7-0

GEORGIA TECH (3-3)  
 1976-77..... aL.....82-89  
 1977-78..... aW.....65-62  
 1977-78..... hW.....61-59  
 1978-79..... hL (2ot).....84-89  
 1978-79..... aL.....63-79  
 1991-92..... nW (ot).....83-79  
**Home:** 1-1..... **Away:** 1-2  
**Neutral:** 1-0

GONZAGA (1-1)  
 1998-99..... hL.....73-88  
 2005-06..... hW.....83-72  
**Home:** 1-1

GRAMBLING (2-0)  
 1988-89..... hW.....84-63  
 1999-00..... hW.....98-59  
**Home:** 2-0

HAWAII (2-3)  
 1951-52..... aL (2ot).....61-68  
 1962-63..... hW.....96-60  
 1973-74..... aW.....73-69  
 1973-74..... aL.....85-117  
 1996-97..... aL.....60-67  
**Home:** 1-0..... **Away:** 1-3

HOLY CROSS (0-1)  
 1960-61..... nL.....69-81  
**Neutral:** 0-1

HOUSTON (15-10)  
 1956-57..... aW.....82-78  
 1956-57..... hW.....96-86  
 1982-83..... nL.....63-70  
 1983-84..... nL.....71-78  
 1994-95..... hW.....96-77  
 1995-96..... aL.....67-69  
 1996-97..... aL (ot).....67-72  
 1996-97..... hW.....85-72  
 1997-98..... aW.....76-63  
 1997-98..... hW.....89-76  
 1998-99..... aL.....81-83  
 1998-99..... hL.....78-79  
 1999-00..... hL.....89-98  
 1999-00..... aW.....84-81  
 2000-01..... aW.....86-78  
 2000-01..... hW.....72-68  
 2001-02..... aW.....84-66  
 2001-02..... hL.....73-76  
 2001-02..... nL.....74-80  
 2002-03..... hW.....77-66  
 2002-03..... aW.....71-56  
 2003-04..... hW.....64-48  
 2004-05..... aL.....53-66  
 2005-06..... hW.....69-62  
 2005-06..... hW.....68-54  
**Home:** 9-3..... **Away:** 6-4  
**Neutral:** 0-3

HOWARD (1-0)  
 2000-01..... hW.....112-42  
**Home:** 1-0

IDAHO (1-1)  
 1951-52..... aL.....48-51  
 1997-98..... hW.....72-58  
**Home:** 1-0..... **Away:** 0-1

ILLINOIS (1-4)  
 1989-90..... aL.....7-73  
 1990-91..... hL.....75-84  
 1994-95..... aL.....76-86  
 2002-03..... hW.....77-74

2003-04..... aL.....64-74  
**Home:** 1-1..... **Away:** 0-3

ILLINOIS STATE (1-0)  
 1988-89..... nW.....68-45  
**Neutral:** 1-0

INDIANA (0-1)  
 1964-65..... hL.....68-91  
**Home:** 0-1

INDIANA STATE (2-0)  
 1970-71..... hW.....81-77  
 1981-82..... hW.....101-89  
**Home:** 2-0

IONA (2-0)  
 1982-83..... aW.....94-88  
 1984-85..... hW.....76-62  
**Home:** 1-0..... **Away:** 1-0

IOWA (0-2)  
 1983-84..... nL.....66-73  
 2001-02..... nL.....71-75  
**Neutral:** 0-2

JACKSON STATE (11-1)  
 1987-88..... hW.....78-56  
 1989-90..... hW.....96-73  
 1991-92..... hW.....87-73  
 1992-93..... hW.....81-78  
 1993-94..... hL.....74-79  
 1994-95..... hW.....94-59  
 1995-96..... hW.....90-67  
 1996-97..... hW.....65-58  
 1997-98..... hW.....73-65  
 1998-99..... hW.....73-65  
 1999-00..... hW.....79-74  
 2005-06..... hW.....97-70  
**Home:** 11-1

JACKSONVILLE (Fla.) (4-1)  
 1965-66..... hW.....84-61  
 1966-67..... aW (ot).....63-58  
 1966-67..... hW.....62-39  
 1977-78..... hW.....79-77  
 1978-79..... aL.....87-91  
**Home:** 3-0..... **Away:** 1-1

JACKSONVILLE (Ala.) STATE  
 (1-1)  
 1936-37..... hW.....39-25  
 1938-39..... hL.....43-47  
**Home:** 1-0..... **Away:** 0-1

KANSAS (2-3)  
 1980-81..... hL.....49-59  
 1982-83..... aW.....64-58  
 1984-85..... aL.....71-75  
 1985-86..... hW (ot).....83-80  
 1987-88..... nL.....62-64  
**Home:** 1-1..... **Away:** 1-1  
**Neutral:** 0-1

## KANSAS STATE (2-1)

1972-73.....	nW.....	92-72
1999-00.....	aL.....	61-62
2000-01.....	hW.....	81-58

**Home:** 1-0..... **Away:** 0-1**Neutral:** 1-0

## KENT STATE (3-0)

1982-83.....	hW.....	72-59
1984-85.....	aW.....	74-57
1985-86.....	hW.....	83-69

**Home:** 2-0..... **Away:** 1-0

## LA SALLE (1-1)

1974-75.....	hL.....	84-93
1975-76.....	aW.....	81-77

**Home:** 0-1..... **Away:** 1-0

## LAMAR (2-1)

1959-60.....	hW.....	67-45
1968-69.....	hL.....	68-82
2005-06.....	hW.....	108-83

**Home:** 2-1

## LIPSCOMB (4-1)

1932-33.....	hW.....	53-23
1933-34.....	aW.....	34-24
1933-34.....	hW.....	26-22
1934-35.....	hW.....	33-26
1934-35.....	aL.....	NA

**Home:** 3-0..... **Away:** 1-1

## LONG BEACH STATE (1-1)

1993-94.....	aL.....	58-80
1994-95.....	hW.....	82-73

**Home:** 1-0..... **Away:** 0-1

## LOUISIANA-LAFAYETTE (8-1)

1964-65.....	hW.....	78-71
1979-80.....	hW.....	70-64
1980-81.....	aW.....	80-76
1981-82.....	hW.....	82-70
1991-92.....	hW.....	105-97
1991-92.....	aW.....	77-76
1992-93.....	hW.....	91-85
1993-94.....	aL.....	79-82
1994-95.....	hW.....	70-66

**Home:** 6-0..... **Away:** 2-1

## LOUISIANA-MONROE (10-0)

1959-60.....	hW.....	88-40
1960-61.....	hW.....	85-58
1977-78.....	hW.....	78-71
1989-90.....	hW.....	68-47
1994-95.....	hW.....	100-79
1995-96.....	hW.....	96-76
1996-97.....	hW.....	83-61
1997-98.....	hW (ot).....	75-74
1998-99.....	hW.....	90-80
1999-00.....	hW.....	76-61

**Home:** 10-0

## LOUISIANA TECH (2-2)

1952-53.....	hW.....	70-63
--------------	---------	-------

1952-53.....	aL.....	83-93
2004-05.....	hL.....	55-64
2005-06.....	hW.....	76-58

**Home:** 2-1..... **Away:** 0-1

## LOUISVILLE (34-51)

1948-49.....	hL.....	53-72
1949-50.....	aL.....	58-79
1950-51.....	hL.....	48-51
1950-51.....	aL.....	58-67
1955-56.....	aL.....	75-85
1956-57.....	aL.....	71-93
1956-57.....	hW.....	81-78
1962-63.....	hW.....	76-55
1963-64.....	aL.....	57-69
1967-68.....	hL.....	58-78
1967-68.....	aL.....	52-76
1968-69.....	aL.....	66-67
1968-69.....	hL.....	51-60
1969-70.....	aL.....	48-77
1969-70.....	hL.....	82-83
1970-71.....	hW.....	78-75
1970-71.....	aL.....	73-102
1971-72.....	aW.....	77-69
1971-72.....	hW.....	80-65
1971-72.....	nL.....	72-83
1972-73.....	hW.....	81-76
1972-73.....	aL.....	69-83
1973-74.....	aL.....	81-94
1973-74.....	hW.....	78-71
1974-75.....	aL.....	79-84
1975-76.....	hL.....	74-79
1975-76.....	aW.....	87-76
1976-77.....	aL.....	92-111
1976-77.....	hW.....	87-77
1977-78.....	hL.....	75-78
1977-78.....	aL.....	97-115
1977-78.....	nL.....	62-67
1978-79.....	aL.....	82-103
1978-79.....	hW.....	60-53
1979-80.....	hL.....	48-69
1979-80.....	aL.....	60-88
1979-80.....	aL.....	65-84
1980-81.....	hW (ot).....	60-55
1980-81.....	aL.....	65-95
1981-82.....	hW (ot).....	74-65
1981-82.....	aL.....	61-65
1981-82.....	hW.....	73-62
1982-83.....	hL.....	66-75
1982-83.....	aL (ot).....	62-64
1982-83.....	nL.....	68-71
1983-84.....	hL.....	78-85
1983-84.....	aL.....	58-68
1984-85.....	aW.....	69-66
1984-85.....	hW.....	66-59
1984-85.....	aW.....	81-74
1985-86.....	hW.....	73-71
1985-86.....	aL.....	69-70
1985-86.....	aL.....	79-88
1986-87.....	aW.....	64-48
1986-87.....	hW.....	58-57
1986-87.....	aW.....	75-52
1987-88.....	hW.....	72-68
1987-88.....	aL.....	69-71
1987-88.....	hL.....	73-81

1988-89.....	hL.....	85-101
1988-89.....	aW.....	72-67
1988-89.....	nL.....	70-71
1989-90.....	aL.....	69-86
1989-90.....	hW.....	82-68
1989-90.....	nL.....	73-76
1990-91.....	aW.....	65-56
1990-91.....	hW.....	91-73
1990-91.....	nL.....	70-72
1994-95.....	nW.....	77-56
1995-96.....	aL.....	56-74
1995-96.....	hW.....	57-54
1996-97.....	aW.....	64-58
1996-97.....	hW.....	79-59
1997-98.....	hW.....	93-75
1998-99.....	aL.....	76-89
1999-00.....	hL.....	59-74
2000-01.....	aL.....	56-65
2001-02.....	hW.....	80-70
2002-03.....	aW.....	80-73
2002-03.....	aL.....	78-75
2003-04.....	hW.....	62-58
2003-04.....	aL.....	60-66
2004-05.....	aW.....	85-68
2004-05.....	hL.....	44-53
2004-05.....	hL.....	74-75

**Home:** 22-15..... **Away:** 11-29**Neutral:** 1-7

## LOYOLA-CHICAGO (1-3)

1957-58.....	aL (2ot).....	76-79
1961-62.....	aL.....	76-100
1962-63.....	nL.....	82-94
1963-64.....	hW.....	83-65

**Home:** 1-0..... **Away:** 0-2**Neutral:** 0-1

## LSU (2-2)

1971-72.....	hW.....	82-63
1972-73.....	aL.....	81-94
1985-86.....	aL.....	81-83
1992-93.....	nW.....	70-66

**Home:** 1-0..... **Away:** 0-2**Neutral:** 1-0

## MANHATTAN (1-1)

1956-57.....	aW.....	85-73
1957-58.....	aL.....	69-88

**Away:** 1-1

## MARIST (1-0)

1987-88.....	nW.....	75-57
--------------	---------	-------

**Neutral:** 1-0

## MARQUETTE (14-12)

1956-57.....	nW.....	77-76
1963-64.....	hW.....	88-74
1964-65.....	aW.....	82-70
1971-72.....	hL.....	73-74
1972-73.....	aL.....	69-72
1980-81.....	aL.....	67-86
1981-82.....	hW.....	77-70
1991-92.....	hW.....	59-55
1991-92.....	aL.....	67-82
1992-93.....	aL.....	66-78

1992-93.....	hW.....	68-63
1993-94.....	aL.....	67-79
1993-94.....	hL.....	46-51
1994-95.....	hW (2ot).....	77-71
1994-95.....	aL.....	61-80
1995-96.....	aL.....	55-59
1995-96.....	hL.....	60-72
1996-97.....	hW.....	54-47
1996-97.....	nL.....	45-63
1997-98.....	aW.....	77-65
1998-99.....	hW.....	81-79
1999-00.....	aW.....	53-49
2000-01.....	hL.....	65-71
2000-01.....	nW.....	71-64
2003-04.....	aW.....	89-71
2004-05.....	hW.....	78-68

**Home:** 8-4..... **Away:** 4-7**Neutral:** 2-1

## MARSHALL (2-1)

1952-53.....	aL.....	76-102
1953-54.....	hW.....	104-85
2005-06.....	aW.....	91-81

**Home:** 1-0..... **Away:** 1-1

## MARYLAND (2-1)

1957-58.....	nW.....	47-46
1966-67.....	hW.....	55-53
2004-05.....	nL.....	61-84

**Home:** 1-0..... **Neutral:** 1-1

## MASSACHUSETTS (0-1)

1995-96.....	aL.....	61-64
--------------	---------	-------

**Away:** 0-1

## McNEESE STATE (2-0)

1962-63.....	hW.....	80-52
1963-64.....	hW.....	57-44

**Home:** 2-0

## MERCER (2-0)

1974-75.....	hW.....	93-75
1990-91.....	hW.....	99-48

**Home:** 2-0

## MIAMI, FLA. (6-5)

1955-56.....	nW.....	79-71
1963-64.....	hL.....	69-78
1965-66.....	hW.....	86-72
1966-67.....	aL.....	63-88
1967-68.....	hW.....	67-44
1990-91.....	hW.....	80-72
1990-91.....	aW (ot).....	83-82
1997-98.....	hL.....	57-65
1998-99.....	aL.....	64-80
1999-00.....	hW.....	82-72
2000-01.....	aL.....	57-66

**Home:** 4-2..... **Away:** 1-3**Neutral:** 1-0

## MIAMI, OHIO (1-0)

2000-01.....	nL.....	60-59
--------------	---------	-------

**Neutral:** 1-0





## MICHIGAN (2-1)

1986-87.....	nW.....	82-76
1988-89.....	nL.....	75-79
1996-97.....	nW.....	73-72

**Neutral:** 2-1

## MICHIGAN STATE (1-0)

1967-68.....	nW.....	73-57
--------------	---------	-------

**Neutral:** 1-0

## MIDDLE TENNESSEE (25-14)

1929-30.....	hW.....	41-21
1933-34.....	aL.....	33-45
1933-34.....	hL.....	18-36
1934-35.....	aL.....	31-33
1934-35.....	hW.....	33-23
1935-36.....	aL.....	35-42
1935-36.....	hL.....	34-40
1936-37.....	aL.....	24-33
1936-37.....	aW.....	52-33
1937-38.....	aL.....	29-30
1937-38.....	hL.....	43-44
1938-39.....	aL.....	31-41
1938-39.....	hL.....	31-39
1939-40.....	aL.....	35-52
1939-40.....	hW.....	41-31
1940-41.....	aW.....	37-28
1940-41.....	hW.....	52-36
1941-42.....	hW.....	70-29
1941-42.....	aL.....	25-36
1946-47.....	hW.....	46-38
1946-47.....	aW.....	47-37
1947-48.....	hW.....	53-45
1947-48.....	hW.....	52-46
1948-49.....	aL.....	56-68
1949-50.....	hW.....	64-50
1951-52.....	aW.....	61-46
1951-52.....	hW.....	92-57
1951-52.....	nW.....	52-39
1952-53.....	aL.....	62-77
1953-54.....	aW.....	75-68
1953-54.....	hW.....	82-65
1954-55.....	hW.....	95-80
1954-55.....	aW.....	91-86
1960-61.....	hW.....	81-61
1983-84.....	hW.....	74-47
1984-85.....	hW.....	90-77
1985-86.....	hW.....	73-63
1990-91.....	hW.....	75-60
2005-06.....	hW.....	83-50

**Home:** 18-4..... **Away:** 6-10

**Neutral:** 1-0

## MINNESOTA (2-2)

1961-62.....	aL.....	81-89
1962-63.....	hW.....	78-70
1991-92.....	hW.....	65-62
1992-93.....	aL.....	55-70

**Home:** 2-0..... **Away:** 0-2

## MISSISSIPPI (25-11)

1922-23.....	aW.....	16-14
1922-23.....	aL.....	16-25
1923-24.....	aL.....	18-43
1923-24.....	aL.....	13-20

1924-25.....	aL.....	19-51
1924-25.....	aL.....	14-44
1939-40.....	hL.....	29-40
1951-52.....	hW.....	47-42
1952-53.....	hW.....	72-65
1953-54.....	hW.....	82-75
1957-58.....	hW.....	85-62
1958-59.....	hW.....	65-63
1959-60.....	hW.....	96-57
1960-61.....	hW.....	88-61
1962-63.....	hW.....	70-62
1963-64.....	aW.....	79-57
1963-64.....	hW.....	98-78
1971-72.....	nW.....	74-71
1976-77.....	hW.....	88-83
1977-78.....	hW.....	70-67
1978-79.....	nL.....	89-92
1979-80.....	hW.....	80-75
1980-81.....	aW.....	69-64
1981-82.....	hW (ot).....	61-55
1982-83.....	aW.....	63-58
1983-84.....	hW.....	73-55
1984-85.....	aW (ot).....	57-52
1985-86.....	hW.....	73-56
1988-99.....	hW (ot).....	78-72
1999-00.....	aL.....	64-74
2000-01.....	hL.....	56-64
2001-02.....	aL.....	67-71
2002-03.....	hW.....	58-51
2003-04.....	aW.....	73-62
2004-05.....	hL.....	53-65
2005-06.....	aW.....	72-49

**Home:** 17-3..... **Away:** 7-7

**Neutral:** 1-1

## MISSISSIPPI STATE (12-11)

1946-47.....	hL.....	38-51
1951-52.....	hL.....	58-60
1954-55.....	hW.....	94-68
1955-56.....	hW.....	105-73
1956-57.....	aW.....	89-78
1956-57.....	hW.....	86-83
1957-58.....	hL.....	54-56
1958-59.....	nL.....	55-73
1958-59.....	hL.....	52-53
1959-60.....	nW.....	79-62
1961-62.....	hL.....	71-83
1962-63.....	nL.....	66-77
1962-63.....	hW.....	71-65
1963-64.....	nW.....	73-65
1963-64.....	hW.....	81-66
1966-67.....	hW.....	61-53
1967-68.....	aL.....	66-71
1969-70.....	hW.....	83-74
1978-79.....	hL.....	64-93
1981-82.....	aL (ot).....	47-48
1983-84.....	hL.....	49-50
1983-84.....	nW.....	43-42
1984-85.....	aW.....	68-59

**Home:** 7-7..... **Away:** 2-2

**Neutral:** 3-2

## MISSOURI (7-4)

1965-66.....	hW.....	85-72
1985-86.....	hW.....	79-68

1986-87.....	aW.....	61-59
1987-88.....	hW.....	76-68
1988-89.....	aL.....	74-86
1989-90.....	hL.....	65-71
1990-91.....	aL.....	82-96
1991-92.....	hW.....	89-78
1992-93.....	aW.....	64-56
2002-03.....	aL.....	78-93
2004-05.....	hW.....	61-59

**Home:** 4-1..... **Away:** 2-3

## MISSOURI-KANSAS CITY

(1-0)

1978-79.....	hW.....	88-82
--------------	---------	-------

**Home:** 1-0

## MONTANA STATE (1-0)

1960-61.....	aW.....	77-50
--------------	---------	-------

**Away:** 1-0

## MOREHEAD STATE (0-2)

1953-54.....	aL.....	59-69
1954-55.....	hL.....	90-111

**Home:** 0-1..... **Away:** 0-1

## MURRAY STATE (34-26)

1928-29.....	hW.....	29-21
1928-29.....	aW.....	38-30
1928-29.....	aW.....	33-31
1929-30.....	aL.....	26-42
1929-30.....	hW.....	38-37
1929-30.....	hL.....	31-34
1934-35.....	aL.....	18-63
1934-35.....	hL.....	32-47
1935-36.....	hL.....	14-51
1935-36.....	aL.....	26-45
1936-37.....	hL.....	30-33
1936-37.....	aL.....	32-35
1937-38.....	aL.....	16-42
1937-38.....	hL.....	35-68
1938-39.....	aL.....	33-66
1938-39.....	hL.....	35-40
1939-40.....	hW.....	35-32
1939-40.....	aL.....	34-66
1940-41.....	hL.....	45-52
1940-41.....	aL.....	31-55
1941-42.....	aL.....	31-46
1941-42.....	hL.....	37-70
1947-48.....	aL.....	43-61
1947-48.....	hW.....	46-37
1948-49.....	aL.....	52-56
1948-49.....	hW.....	62-60
1949-50.....	aL.....	57-64.....
1950-51.....	hL.....	51-71
1950-51.....	aL.....	51-55
1951-52.....	hW.....	51-47
1951-52.....	aL.....	70-72
1953-54.....	aL.....	73-82
1953-54.....	hW.....	47-45
1954-55.....	aW.....	70-68
1954-55.....	hW.....	67-56
1955-56.....	hW.....	106-72
1955-56.....	aW.....	100-94
1956-57.....	hW.....	105-92
1956-57.....	aW.....	93-72

1957-58.....	aW.....	75-66
1957-58.....	hW.....	56-50
1959-60.....	aW.....	70-57
1960-61.....	hW.....	70-60
1961-62.....	nW.....	79-67
1961-62.....	hW.....	90-72
1962-63.....	aW.....	60-58
1973-74.....	hW (ot).....	67-65
1974-75.....	hW.....	102-77
1975-76.....	hW.....	109-83
1978-79.....	hW.....	79-54
1979-80.....	hW.....	72-71
1980-81.....	hL.....	52-57
1985-86.....	hW.....	82-59
1986-87.....	hW.....	78-47
1987-88.....	hW (ot).....	76-70
1988-89.....	aW.....	73-62
1990-91.....	hW.....	85-78
1991-92.....	hW.....	78-54
1993-94.....	aL.....	77-82
2002-03.....	hW.....	67-60

**Home:** 24-10..... **Away:** 9-16

**Neutral:** 1-0

## NAVY (1-0)

1972-73.....	hW.....	80-51
--------------	---------	-------

**Home:** 1-0

## NEBRASKA (1-0)

1954-55.....	hW.....	86-79
--------------	---------	-------

**Home:** 1-0

## NEW MEXICO (2-0)

1956-57.....	hW.....	94-76
2000-01.....	hW.....	81-63

**Home:** 2-0

## NEW MEXICO STATE (5-1)

1961-62.....	hW.....	85-70
1962-63.....	hW.....	101-77
1972-73.....	hW.....	75-61
1972-73.....	aW.....	54-53
1973-74.....	hW.....	73-66
1994-95.....	nL.....	78-81

**Home:** 4-0..... **Away:** 1-0

**Neutral:** 0-1

## NEW ORLEANS (8-0)

1973-74.....	aW.....	86-81
1976-77.....	hW (ot).....	88-86
1985-86.....	aW.....	68-64
1985-86.....	hW.....	63-52
1986-87.....	hW.....	74-73
1988-89.....	hW.....	92-61
1988-89.....	aW.....	73-72
1989-90.....	hW.....	59-55

**Home:** 5-0..... **Away:** 3-0


## NICHOLLS STATE (1-0)

1994-95.....	hW.....	92-71
--------------	---------	-------

**Home:** 1-0

## NORTH CAROLINA STATE (1-3)

1973-74.....	nL.....	83-98
1982-83.....	aW.....	57-53



1996-97.....hL.....67-46  
 1997-98.....aL.....71-60  
**Home:** 0-1.....**Away:** 1-1  
**Neutral:** 0-1

**NORTHEASTERN (1-0)**  
 2004-05.....hW.....90-65  
**Home:** 1-0

**NORTH TEXAS (15-6)**  
 1959-60.....hW.....90-58  
 1960-61.....hW.....102-56  
 1965-66.....hW.....69-67  
 1966-67.....aW.....64-57  
 1967-68.....aW.....67-65  
 1967-68.....hL (ot).....62-63  
 1968-69.....aL.....69-96  
 1968-69.....hL.....70-89  
 1969-70.....hL.....77-86  
 1969-70.....aL.....70-82  
 1970-71.....hW.....69-57  
 1970-71.....aW.....71-66  
 1971-72.....hW.....91-60  
 1971-72.....aW.....87-80  
 1972-73.....aW.....93-88  
 1973-74.....hW.....65-62  
 1973-74.....aL.....77-83  
 1974-75.....hW.....103-92  
 1975-76.....hW.....111-93  
 1982-83.....aW.....80-63  
 1983-84.....hW.....101-79  
**Home:** 9-3.....**Away:** 6-3

**NORTHWESTERN STATE (4-0)**  
 1955-56.....hW.....112-78  
 1955-56.....aW.....78-65  
 1961-62.....nW.....103-83  
 2001-02.....hW.....97-69  
**Home:** 2-0.....**Away:** 1-0  
**Neutral:** 1-0

**OAKLAND (1-0)**  
 2003-04.....hW.....69-63  
**Home:** 1-0

**OHIO STATE (0-1)**  
 1959-60.....aL.....55-94  
**Away:** 0-1

**OKLAHOMA (4-0)**  
 1983-84.....hW.....69-65  
 1984-85.....nW.....63-61  
 1996-97.....hW.....61-47  
 1997-98.....aW.....80-78  
**Home:** 2-0.....**Away:** 1-0  
**Neutral:** 1-0

**OKLAHOMA STATE (2-3)**  
 1970-71.....aL.....87-93  
 1971-72.....hW.....84-68  
 1986-87.....hW.....89-51  
 1989-90.....aL.....66-93  
 2003-04.....nL.....  
 53-70**Home:** 2-0...**Away:** 0-2  
**Neutral:** 0-1



**OLD DOMINION (1-0)**  
 2001-02.....hW.....91-66  
**Home:** 1-0

**ORAL ROBERTS (4-2)**  
 1971-72.....nL.....74-94  
 1974-75.....nL.....95-97  
 1983-84.....nW.....92-83  
 1986-87.....aW.....59-58  
 1987-88.....hW.....115-71  
 1988-89.....hW.....70-62  
 2005-06.....nW.....94-78  
**Home:** 2-0.....**Away:** 1-0  
**Neutral:** 2-2

**OREGON STATE (1-1)**  
 1989-90.....hW.....78-72  
 1990-91.....aL.....74-78  
**Home:** 1-0.....**Away:** 0-1

**PENNSYLVANIA (1-0)**  
 1984-85.....nW.....67-55  
**Neutral:** 1-0

**PENN STATE (3-2)**  
 1954-55.....nL.....55-59  
 1974-75.....nL.....54-61  
 1976-77.....nW.....77-69  
 1980-81.....hW.....75-67  
 1981-82.....aW.....52-46  
**Home:** 1-0.....**Away:** 1-0  
**Neutral:** 1-2

**PEPPERDINE (5-1)**  
 1964-65.....aW.....116-90  
 1965-66.....hW.....85-66  
 1974-75.....aW (ot).....111-108  
 1975-76.....hW.....90-82  
 1975-76.....nL.....77-87  
 1991-92.....nW.....80-70  
**Home:** 2-0.....**Away:** 2-0  
**Neutral:** 1-1


**PITTSBURGH (1-1)**  
 1949-50.....hW.....53-39  
 2004-05.....nL.....51-70  
**Home:** 1-0.....**Neutral:** 0-1

**PORTLAND (1-3)**  
 1950-51.....nW.....76-74  
 1951-52.....aL.....49-78  
 1951-52.....nL.....48-72  
 1963-64.....aL.....66-75  
**Away:** 0-2.....**Neutral:** 1-1

**PRAIRIE VIEW (1-0)**  
 1990-91.....hW.....104-79  
**Home:** 1-0

**PRINCETON (1-0)**  
 1970-71.....hW.....86-77  
**Home:** 1-0

**PROVIDENCE (2-3)**  
 1959-60.....nL.....70-71



1966-67.....nL.....68-77  
 1972-73.....nW.....98-85  
 2004-05.....hL.....59-72  
 2005-06.....aW.....97-89  
**Home:** 0-1.....**Away:** 1-0  
**Neutral:** 1-2

**PURDUE (5-1)**  
 1983-84.....nW.....66-48  
 1987-88.....nL.....73-100  
 1994-95.....nW.....75-73  
 1995-96.....nW.....91-76  
 2004-05.....aW.....62-51  
 2005-06.....hW.....90-70  
**Home:** 1-0.....**Away:** 1-0  
**Neutral:** 3-1

**RHODE ISLAND (0-1)**  
 1963-64.....hL.....66-68  
**Home:** 0-1

**RICE (3-0)**  
 1966-67.....aW.....63-54  
 1967-68.....hW.....64-56  
 2005-06.....aW.....84-79  
**Home:** 1-0.....**Away:** 2-0

**RICHMOND (3-0)**  
 1959-60.....hW.....100-74  
 1960-61.....hW.....104-73  
 1961-62.....hW.....96-77  
**Home:** 3-0

**ST. BONAVENTURE (1-1)**  
 1955-56.....aL.....67-79  
 1956-57.....nW (ot).....80-78  
**Home:** 0-1.....**Neutral:** 1-1

**ST. FRANCIS, N. Y. (0-1)**  
 1952-53.....aL.....71-76  
**Away:** 0-1

**ST. FRANCIS, PA. (0-1)**  
 1952-53.....aL.....61-76  
**Away:** 0-1

**ST. JOHN'S (0-1)**  
 1991-92.....aL.....54-75  
**Away:** 0-1

**ST. JOSEPH'S, PA. (1-1)**  
 1991-92.....nW.....77-60  
 2004-05.....nL.....58-70  
**Neutral:** 1-1

**SAINT LOUIS (32-25)**  
 1966-67.....aL.....44-63  
 1967-68.....aL.....53-60  
 1967-68.....hL.....65-77  
 1968-69.....hL (ot).....62-63  
 1968-69.....aL.....65-74  
 1969-70.....aL.....77-88  
 1969-70.....hL.....68-78  
 1970-71.....aL.....58-62  
 1970-71.....hW.....60-56

1971-72.....aL.....72-76  
 1971-72.....hW.....73-70  
 1972-73.....hW.....72-60  
 1972-73.....aL.....56-70  
 1973-74.....aL.....61-65  
 1973-74.....hW.....91-81  
 1974-75.....aL.....75-78  
 1975-76.....nW.....73-69  
 1976-77.....aL (ot).....64-67  
 1977-78.....hW (ot).....86-85  
 1977-78.....aL.....80-82  
 1977-78.....nW.....79-57  
 1978-79.....aW.....77-65  
 1978-79.....hW.....88-77  
 1978-79.....hW.....62-58  
 1979-80.....hW.....57-49  
 1979-80.....aL.....62-76  
 1979-80.....nW.....62-60  
 1980-81.....hL.....59-66  
 1980-81.....aL.....58-64  
 1981-82.....aW.....82-64  
 1981-82.....hW.....94-72  
 1982-83.....aW.....75-56  
 1982-83.....hW.....72-64  
 1986-87.....hW.....67-54  
 1987-88.....aL.....50-55  
 1988-89.....hW.....80-73  
 1991-92.....hW.....77-64  
 1991-92.....aW (ot).....75-73  
 1992-93.....aW.....77-69  
 1992-93.....hW.....75-73  
 1992-93.....hW.....73-65  
 1993-94.....aL.....59-86  
 1993-94.....hL.....66-71  
 1993-94.....nW.....73-62  
 1994-95.....hW (ot).....84-80  
 1994-95.....aL.....52-68  
 1995-96.....hW.....80-63  
 1996-97.....aW.....59-58  
 1997-98.....aW.....68-62  
 1998-99.....hW.....92-89  
 1999-00.....aL.....67-75  
 2000-01.....hW (ot).....72-63  
 2002-03.....aL.....66-69  
 2003-04.....hW.....63-54  
 2003-04.....nL.....61-72  
 2004-05.....aL.....61-70  
 2004-05.....hW.....79-59  
**Home:** 21-5.....**Away:** 7-19  
**Neutral:** 4-1

**ST. MARY'S (1-0)**  
 2004-05.....nW.....81-66  
**Neutral:** 1-0

**SAMFORD (3-1)**  
 1947-48.....hW.....37-32  
 1947-48.....aL.....52-59  
 1973-74.....hW.....101-69  
 2003-04.....hW.....63-62  
**Home:** 3-0.....**Away:** 0-1

**SAM HOUSTON STATE (2-0)**  
 1969-70.....hW.....72-70





1995-96..... hW..... 74-51  
**Home:** 2-0

**SAN FRANCISCO (2-0)**

1971-72..... nW..... 82-77  
1994-95..... hW..... 94-82  
**Home:** 1-0..... **Neutral:** 1-0

**SANTA CLARA (0-2)**

1964-65..... aL ..... 79-92  
1975-76..... nL ..... 86-93  
**Away:** 0-1..... **Neutral:** 0-1

**SAVANNAH STATE (1-0)**

2004-05..... hW..... 102-40  
**Home:** 1-0

**SETON HALL (2-1)**

1952-53..... aL ..... 85-103  
1961-62..... nW..... 101-84  
1973-74..... nW..... 73-72  
**Away:** 0-1..... **Neutral:** 2-0

**SIENA (0-1)**

1952-53..... aL ..... 59-72  
**Away:** 0-1

**SMU (2-1)**

1953-54..... hL ..... 63-66  
1964-65..... hW (ot)..... 95-92  
2005-06..... hW..... 73-53  
**Home:** 2-1

**SOUTH ALABAMA (1-0)**

1971-72..... hW..... 88-71  
**Home:** 1-0

**SOUTH CAROLINA (18-5)**

1961-62..... hL ..... 78-79  
1972-73..... nW..... 90-76  
1983-84..... aW ..... 75-58  
1983-84..... hW..... 72-61  
1984-85..... aL ..... 58-60  
1984-85..... hW..... 99-75  
1985-86..... hW..... 89-81  
1985-86..... aW ..... 86-73  
1985-86..... nW ..... 100-59  
1986-87..... aL ..... 52-64  
1986-87..... hW..... 55-53  
1986-87..... nW ..... 74-64  
1987-88..... aL ..... 58-84  
1987-88..... hW..... 67-61  
1988-89..... aL ..... 66-78  
1988-89..... hW ..... 63-48  
1989-90..... aW ..... 74-72  
1989-90..... hW ..... 90-71  
1989-90..... nW ..... 71-56  
1990-91..... hW ..... 60-52  
1990-91..... aW ..... 80-58  
2001-02..... nW ..... 72-62  
2003-04..... nW ..... 59-43  
**Home:** 8-1..... **Away:** 4-4  
**Neutral:** 6-0

**SOUTH CAROLINA STATE (2-0)**

1985-86..... hW..... 119-73  
1990-91..... hW..... 78-58  
**Home:** 2-0

**SOUTH DAKOTA STATE (1-0)**

1976-77..... hW..... 109-76  
At Home: 1-0

**SOUTHEASTERN LOUISIANA (1-0)**

2001-02..... hW..... 65-46  
**Home:** 1-0

**SOUTHEAST MISSOURI STATE (1-2)**

1934-35..... hL ..... 20-25  
1934-35..... aL ..... 14-35  
1993-94..... hW ..... 109-83  
**Home:** 1-1..... **Away:** 0-1

**SOUTHERN CALIFORNIA (1-1)**

1984-85..... hW ..... 61-45  
1999-00..... nL ..... 65-92  
**Home:** 1-0..... **Neutral:** 0-1

**SOUTHERN ILLINOIS (0-2)**

1949-50..... aL ..... 56-58  
1980-81..... hL ..... 67-69  
**Home:** 0-1..... **Away:** 0-1

**SOUTHERN MISS (51-23)**

1937-38..... aL ..... 31-50  
1940-41..... hW ..... 46-41  
1950-51..... aW ..... 78-65  
1951-52..... aW ..... 72-57  
1951-52..... hW ..... 79-57  
1952-53..... aL ..... 73-81  
1953-54..... aW ..... 86-73  
1955-56..... hW ..... 112-76  
1956-57..... aW ..... 71-70  
1960-61..... hW ..... 72-55  
1962-63..... aW ..... 82-69  
1963-64..... hW ..... 80-55  
1964-65..... hL ..... 80-86  
1965-66..... aW ..... 97-77  
1966-67..... hW ..... 65-52  
1973-74..... hW ..... 100-79  
1974-75..... hW ..... 83-77  
1975-76..... hW ..... 84-70  
1975-76..... aW ..... 87-72  
1976-77..... hW ..... 86-71  
1976-77..... aW ..... 82-78  
1977-78..... hW ..... 97-83  
1978-79..... hL (ot)..... 89-91  
1979-80..... hL ..... 54-59  
1979-80..... aL ..... 68-85  
1980-81..... hW ..... 70-65  
1980-81..... aL ..... 66-90  
1982-83..... hW ..... 81-60  
1983-84..... hW ..... 52-47  
1983-84..... aW (ot)..... 69-67  
1983-84..... hW ..... 86-58

1984-85..... hW..... 82-60  
1984-85..... aW ..... 78-63  
1984-85..... nW ..... 68-58  
1985-86..... aW ..... 68-64  
1985-86..... hW ..... 92-85  
1986-87..... hL ..... 77-84  
1986-87..... aW ..... 76-72  
1987-88..... aL ..... 96-107  
1987-88..... hW ..... 113-97  
1987-88..... hW ..... 97-84  
1988-89..... aW (ot)..... 90-87  
1988-89..... hW ..... 83-76  
1989-90..... hW ..... 93-77  
1989-90..... aL ..... 82-86  
1990-91..... aL ..... 77-87  
1990-91..... hL ..... 81-87  
1991-92..... aL ..... 59-67  
1991-92..... hW ..... 80-61  
1992-93..... hW ..... 95-82  
1993-94..... aL ..... 67-76  
1994-95..... hW ..... 81-71  
1995-96..... aW ..... 81-68  
1995-96..... hW ..... 91-66  
1996-97..... hW ..... 68-54  
1997-98..... hW ..... 79-67  
1997-98..... aL ..... 75-62  
1997-98..... nL ..... 85-57  
1998-99..... hL ..... 54-60  
1998-99..... aW ..... 74-60  
1999-00..... aL ..... 66-67  
1999-00..... hL (ot)..... 73-79  
2000-01..... hL ..... 67-75  
2000-01..... aL ..... 55-74  
2001-02..... hW ..... 75-53  
2001-02..... aW ..... 73-64  
2002-03..... aL ..... 84-67  
2002-03..... hW ..... 80-62  
2003-04..... aL ..... 63-66  
2003-04..... hW ..... 74-56  
2004-05..... hW ..... 60-46  
2004-05..... aW ..... 85-73  
2005-06..... aW ..... 85-68  
2005-06..... hW ..... 80-41

**Home:** 32-8..... **Away:** 18-14  
**Neutral:** 1-1

**STANFORD (0-1)**

2000-01..... nL ..... 60-83  
**Neutral:** 0-1

**STETSON (1-0)**

1957-58..... hW ..... 64-58  
**Home:** 1-0

**SYRACUSE (1-1)**

2002-03..... nW ..... 70-63  
2004-05..... nL ..... 62-77  
**Neutral:** 1-1

**TCU (10-1)**

1966-67..... aW ..... 56-54  
1967-68..... hW ..... 65-61  
1976-77..... hW ..... 116-72  
2001-02..... aW ..... 98-93  
2001-02..... hW ..... 98-72

2002-03..... aW ..... 84-69  
2002-03..... hW ..... 88-64  
2003-04..... aW ..... 75-69  
2003-04..... hW ..... 83-56  
2004-05..... hL ..... 59-61  
2004-05..... aW ..... 72-57  
**Home:** 5-1..... **Away:** 5-0

**TEMPLE (5-5)**

1952-53..... aL ..... 64-71  
1974-75..... nW ..... 71-68  
1986-87..... nL ..... 59-67  
1991-92..... hL ..... 63-65  
1992-93..... aL ..... 58-65  
1994-95..... aW ..... 53-51  
1995-96..... hW ..... 68-58  
2000-01..... hL ..... 62-67  
2001-02..... aW ..... 64-54  
2001-02..... nW ..... 78-77  
**Home:** 1-2..... **Away:** 2-2  
**Neutral:** 2-1

**TENNESSEE (7-10)**


1969-70..... nL ..... 51-72  
1988-89..... aL ..... 74-76  
1989-90..... hW ..... 91-72  
1989-90..... hL ..... 71-73  
1990-91..... aW ..... 74-72  
1991-92..... hL ..... 64-65  
1992-93..... aL ..... 59-70  
1993-94..... hW ..... 83-64  
1994-95..... aW ..... 50-46  
1995-96..... hW ..... 57-55  
1996-97..... aL ..... 47-57  
1997-98..... hL ..... 66-68  
1998-99..... aL ..... 67-68  
1999-00..... hL ..... 69-74  
2000-01..... aL ..... 76-86  
2001-02..... hW ..... 71-69  
2005-06..... hW ..... 88-79  
**Home:** 5-4..... **Away:** 2-5  
**Neutral:** 0-1

**TENNESSEE MARTIN (10-3)**

1927-28..... hL ..... 35-58  
1927-28..... aL ..... 38-45  
1927-28..... nL ..... 37-38  
1928-29..... aW ..... 28-20  
1928-29..... hW ..... 50-17  
1929-30..... hW ..... 32-10  
1929-30..... aW ..... 34-13  
1931-32..... hW ..... 40-32  
1931-32..... aW ..... 42-33  
1931-32..... nW ..... 44-25  
2000-01..... hW ..... 81-49  
2001-02..... hW ..... 88-58  
2003-04..... hW ..... 84-64  
**Home:** 6-1..... **Away:** 3-1  
**Neutral:** 1-1

**TENNESSEE STATE (7-0)**

1983-84..... hW ..... 88-60  
1984-85..... hW ..... 90-57  
1985-86..... hW ..... 107-61  
1986-87..... hW ..... 77-62



1987-88.....	hW.....	67-64
1988-89.....	hW.....	85-63
1989-90.....	hW.....	99-74

**Home:** 7-0


#### TENNESSEE TECH (26-24)

1930-31.....	hL.....	32-42
1931-32.....	hL.....	25-34
1931-32.....	aL.....	23-31
1933-34.....	aL.....	33-43
1933-34.....	hL.....	34-38
1934-35.....	aW.....	35-32
1934-35.....	hL.....	28-29
1935-36.....	aW.....	30-26
1935-36.....	hW.....	28-14
1936-37.....	hW.....	37-26
1936-37.....	aL.....	21-22
1937-38.....	aL.....	23-50
1937-38.....	hL.....	33-49
1938-39.....	aL.....	35-37
1938-39.....	hL.....	40-43
1939-40.....	hW.....	38-27
1939-40.....	aL.....	35-44
1940-41.....	aL.....	29-32
1940-41.....	hW.....	43-41
1941-42.....	hW.....	32-29
1941-42.....	aL.....	28-41
1947-48.....	hL.....	32-43
1947-48.....	aL.....	44-58
1948-49.....	hW.....	67-57
1948-49.....	aL.....	51-63
1949-50.....	aL.....	49-66
1949-50.....	hW.....	56-39
1950-51.....	hW.....	59-53
1950-51.....	aL.....	40-57
1951-52.....	aW.....	45-38
1952-53.....	aL.....	40-55
1952-53.....	hW.....	96-83
1953-54.....	aL.....	73-94
1953-54.....	hW.....	81-58
1954-55.....	aW.....	96-73
1954-55.....	hW.....	83-45
1955-56.....	hW.....	96-77
1955-56.....	aL.....	81-90
1956-57.....	aW.....	101-74
1956-57.....	hW.....	89-73
1957-58.....	aW.....	76-59
1957-58.....	hW.....	64-63
1958-59.....	aL.....	79-82
1958-59.....	hW.....	63-60
1959-60.....	hW.....	84-65
1959-60.....	aL.....	67-69
1960-61.....	aW.....	83-70
1960-61.....	hW.....	82-73
1992-93.....	hW.....	101-71
2001-02.....	hW.....	79-73

**Home:** 19-7..... **Away:** 7-17

#### TEXAS (1-4)

1965-66.....	hL.....	72-80
1972-73.....	hL.....	79-80



1973-74.....	hW.....	90-82
2004-05.....	aL.....	67-74
2005-06.....	hL.....	58-69

**Home:** 1-3..... **Away:** 0-1

#### TEXAS A&M (3-4)

1957-58.....	hL.....	68-71
1961-62.....	hW.....	62-60
1962-63.....	aL.....	67-78
1964-65.....	hW.....	82-73
1964-65.....	aL.....	71-81
1965-66.....	aL.....	84-93
1966-67.....	hW.....	66-56

**Home:** 3-1..... **Away:** 0-3

#### TEXAS-ARLINGTON (1-0)

1968-69.....	hW.....	81-49
--------------	---------	-------

**Home:** 1-0

#### TEXAS-SAN ANTONIO (1-0)

1993-94.....	hW.....	78-72
--------------	---------	-------

**Home:** 1-0

#### TEXAS SOUTHERN (3-0)

1989-90.....	hW.....	85-82
1991-92.....	hW.....	71-53
1996-97.....	hW.....	76-53

**Home:** 3-0

#### TEXAS TECH (5-0)

1954-55.....	hW.....	75-66
1961-62.....	hW.....	63-62
1962-63.....	aW.....	79-66
1983-84.....	hW.....	53-41
1985-86.....	aW.....	80-55

**Home:** 3-0

#### THE CITADEL (3-2)

1957-58.....	hW.....	70-63
1957-58.....	aL.....	54-62
1961-62.....	hW.....	86-72
1962-63.....	aW.....	72-63
1968-69.....	aL.....	73-76

**Home:** 2-0..... **Away:** 1-2


#### TOLEDO (1-0)

1962-63.....	nW.....	76-61
--------------	---------	-------

**Home:** 1-0

#### TULANE (34-9)

1976-77.....	hW.....	78-64
1976-77.....	hW.....	94-80
1977-78.....	aW.....	86-78
1977-78.....	hW.....	101-91
1978-79.....	aW.....	87-81
1978-79.....	hW (ot).....	89-82
1979-80.....	hW.....	82-79
1979-80.....	aL.....	74-86
1980-81.....	aW.....	67-55
1980-81.....	hW.....	91-79
1981-82.....	aL (ot).....	54-58



1981-82.....	hW.....	62-60
--------------	---------	-------

1982-83.....	hL.....	56-58
1982-83.....	aL.....	47-49
1983-84.....	aW.....	67-65
1983-84.....	hW.....	57-50
1984-85.....	hW.....	56-52
1984-85.....	aW.....	60-49
1989-90.....	aL.....	80-81
1989-90.....	hW.....	85-74
1990-91.....	hW.....	66-64
1990-91.....	aL.....	69-85
1990-91.....	nW.....	84-77
1991-92.....	aW.....	68-67
1992-93.....	hL.....	85-86
1995-96.....	hW.....	86-75
1996-97.....	aW.....	62-56
1997-98.....	hW.....	64-59
1997-98.....	aW.....	83-77
1998-99.....	hW.....	83-68
1998-99.....	aL.....	79-85
1999-00.....	aL.....	63-64
1999-00.....	hW.....	77-49
2000-01.....	aW.....	91-69
2000-01.....	hW.....	91-64
2001-02.....	aW.....	78-70
2001-02.....	hW.....	78-72
2002-03.....	hW.....	85-73
2002-03.....	aW.....	58-57
2003-04.....	aW.....	85-71
2004-05.....	hW.....	103-71
2005-06.....	aW.....	105-65
2005-06.....	hW.....	75-56

**Home:** 20-2..... **Away:** 13-7

**Neutral:** 1-0


#### TULSA (10-12)

1964-65.....	aL.....	63-80
1966-67.....	hL.....	43-54
1967-68.....	hL.....	47-64
1967-68.....	aL.....	48-52
1968-69.....	aL.....	69-70
1968-69.....	hL.....	56-62
1969-70.....	hL.....	72-82
1969-70.....	hL.....	61-77
1969-70.....	aL.....	78-87
1970-71.....	aL.....	85-90
1970-71.....	hL.....	91-94
1971-72.....	hW.....	99-72
1971-72.....	aW.....	91-90
1972-73.....	aW (ot).....	91-87
1973-74.....	hW.....	67-64
1974-75.....	aW.....	88-80
1975-76.....	hW.....	91-83
1987-88.....	aW.....	54-47
1988-89.....	hW.....	77-59
2000-01.....	nL.....	64-72
2005-06.....	aW.....	84-61
2005-06.....	hW.....	78-67

**Home:** 5-6..... **Away:** 5-5

**Neutral:** 0-1

#### UAB (22-10)



1983-84.....	hW (ot).....	53-51
1984-85.....	nW (ot).....	67-66
1990-91.....	hW.....	82-76
1991-92.....	aW.....	67-63
1991-92.....	hW.....	63-58
1991-92.....	nW.....	79-67
1992-93.....	hL.....	47-50
1992-93.....	aW.....	69-53
1993-94.....	aL.....	57-85
1993-94.....	hW.....	58-53
1993-94.....	nW.....	91-86
1994-95.....	aL.....	63-80
1994-95.....	hW.....	74-67
1995-96.....	hW.....	86-77
1996-97.....	aL.....	48-51
1997-98.....	hW.....	86-70
1997-98.....	aL.....	77-88
1998-99.....	hL.....	83-91
1998-99.....	aW.....	78-75
1999-00.....	hW.....	84-70
1999-00.....	aL.....	75-102
2000-01.....	aW (ot).....	76-73
2000-01.....	hW.....	86-69
2001-02.....	hW.....	102-81
2001-02.....	aL.....	46-64
2002-03.....	hW.....	94-70
2002-03.....	aW.....	90-79
2003-04.....	hW.....	73-66
2004-05.....	aL.....	70-73
2005-06.....	hW.....	73-66
2005-06.....	aL.....	74-80
2005-06.....	hW.....	58-47

**Home:** 12-2..... **Away:** 5-7

**Neutral:** 3-0

#### UC DAVIS (3-0)

1960-61.....	hW.....	118-52
1979-71.....	hW.....	99-79
1973-74.....	hW.....	105-61

**Home:** 3-0

#### UCF (4-0)

1972-73.....	hW.....	124-75
1975-76.....	hW.....	76-57
1976-77.....	hW.....	84-53
2005-06.....	hW.....	94-61

**Home:** 4-0

#### UCLA (2-4)

1972-73.....	nL.....	66-87
1974-75.....	aL.....	94-113
1983-84.....	aL.....	51-65
1984-85.....	hW.....	86-70
2005-06.....	nW.....	88-80
2005-06.....	nL.....	45-50

**Home:** 1-0..... **Away:** 0-2

**Neutral:** 1-2

#### UC-SANTA BARBARA (3-1)

1970-71.....	aL.....	81-85
--------------	---------	-------





1972-73..... hW.....80-74  
 1974-75..... hW.....74-62  
 1975-76..... aW.....85-82  
**Home:** 2-0..... **Away:** 1-1

UNC-GREENSBORO (1-0)  
 2001-02..... hW.....82-62  
**Home:** 1-0

UNC-WILMINGTON (1-0)  
 1998-99..... hW.....79-75  
**Home:** 1-0

UNLV (1-4)  
 1970-71..... aW.....83-76  
 1985-86..... aL.....66-67  
 1986-87..... hL.....77-80  
 1988-89..... nL (ot).....86-90  
 1996-97..... aL.....62-66  
**Home:** 0-1..... **Away:** 1-2  
**Neutral:** 0-1

USF (18-3)  
 1972-73..... hW.....87-73  
 1995-96..... aW (ot).....60-50  
 1996-97..... hW.....60-59  
 1997-98..... hW.....74-62  
 1997-98..... aW.....70-61  
 1998-99..... aL.....70-80  
 1998-99..... hW.....83-70  
 1998-99..... nL (ot).....81-88  
 1999-00..... hW.....78-74  
 1999-00..... aW.....91-72  
 1999-00..... hW.....60-58  
 2000-01..... aW.....100-89  
 2000-01..... hW.....79-61  
 2001-02..... hW.....81-62  
 2001-02..... aW.....71-59  
 2002-03..... hL.....75-74  
 2002-03..... aW.....73-66  
 2002-03..... nW.....62-56  
 2003-04..... hW.....66-53  
 2004-05..... aW.....73-67  
 2004-05..... hW.....81-68  
**Home:** 10-1..... **Away:** 7-1  
**Neutral:** 1-1

UTAH (2-2)  
 1956-57..... nW.....77-75  
 1973-74..... nL.....78-92  
 2000-01..... nL.....58-61  
 2000-01..... aW.....71-62  
**Away:** 1-0..... **Neutral:** 1-2

UTEP (5-1)  
 1955-56..... aW.....71-70  
 1956-57..... hW.....77-48  
 1971-72..... aL.....79-85  
 1977-78..... aW.....71-65  
 2000-01..... hW.....90-65

2005-06..... hW.....66-56  
**Home:** 3-0..... **Away:** 2-1

VANDERBILT (5-8)  
 1963-64..... aL.....79-85  
 1971-72..... aL.....71-72  
 1972-73..... aW.....74-71  
 1973-74..... hL.....71-75  
 1979-80..... hL.....72-87  
 1980-81..... aL.....96-111  
 1991-92..... aW (ot).....72-70  
 1992-93..... hW.....84-78  
 1996-97..... hL.....59-66  
 1996-97..... aL.....62-69  
 1997-98..... aL.....77-86  
 1998-99..... hW.....65-56  
 2004-05..... hW.....81-68  
**Home:** 3-3..... **Away:** 2-5

VCU (4-1)  
 1975-76..... hW.....92-72  
 1984-85..... hW.....81-73  
 1988-89..... hW.....89-69  
 1989-90..... aL (ot).....69-70  
 1991-92..... hW.....85-58  
**Home:** 4-0..... **Away:** 0-1

VILLANOVA (4-8)  
 1960-61..... aW.....78-74  
 1961-62..... aL.....84-109  
 1962-63..... hL.....54-59  
 1964-65..... aL.....58-91  
 1965-66..... hL.....69-70  
 1965-66..... aL.....78-84  
 1966-67..... hW.....58-40  
 1966-67..... aL.....48-66  
 1981-82..... nL.....66-70  
 1984-85..... nL.....45-52  
 2002-03..... hW.....72-68  
 2003-04..... aW.....73-57  
**Home:** 2-2..... **Away:** 2-4  
**Neutral:** 0-2

VIRGINIA TECH (18-12)  
 1975-76..... hL.....71-72  
 1976-77..... aL.....69-70  
 1979-80..... aW (ot).....70-69  
 1979-80..... hW.....65-63  
 1980-81..... hW.....70-60  
 1980-81..... aL.....70-71  
 1980-81..... nL.....66-72  
 1981-82..... aW.....78-73  
 1981-82..... hW.....83-78  
 1981-82..... hW.....71-70  
 1982-83..... aL.....56-64  
 1982-83..... hW.....73-64  
 1983-84..... hW.....63-62  
 1983-84..... aL.....69-89  
 1983-84..... hW.....78-65  
 1984-85..... aW.....89-79  
 1984-85..... hW.....91-82

1985-86..... hW.....83-61  
 1985-86..... aL.....72-76  
 1986-87..... hW.....83-66  
 1986-87..... aW.....74-65  
 1987-88..... aL.....80-82  
 1987-88..... hW.....112-104  
 1988-89..... hW.....91-83  
 1988-89..... aL.....73-78  
 1989-90..... hW.....97-77  
 1989-90..... aL.....74-87  
 1990-91..... aL.....66-81  
 1990-91..... hL.....79-82  
 2004-05..... hW.....83-62  
**Home:** 13-2..... **Away:** 4-9  
**Neutral:** 0-1

VMI (1-0)  
 1957-58..... hW.....72-58  
**Home:** 1-0..... **Away:** 0-0

WAKE FOREST (1-1)  
 1981-82..... nW.....56-55  
 2003-04..... nL.....76-85  
**Neutral:** 1-1

WASHINGTON (1-1)  
 1987-88..... hW.....86-57  
 1988-89..... aL.....88-89  
**Home:** 1-0..... **Away:** 0-1

WEST VIRGINIA (1-1)  
 1955-56..... aW.....84-69  
 1960-61..... nL (ot).....82-86  
**Away:** 1-0..... **Neutral:** 0-1

WESTERN KENTUCKY (8-9)  
 1933-34..... hL.....16-28  
 1933-34..... aL.....33-46  
 1948-49..... aL.....51-78  
 1953-54..... aL.....53-63  
 1955-56..... hW.....80-64  
 1956-57..... hW.....86-84  
 1956-57..... aW.....98-82  
 1960-61..... nW.....95-74  
 1963-64..... nW.....88-83  
 1965-66..... aL.....61-100  
 1966-67..... hL.....44-52  
 1974-75..... hW.....79-72  
 1975-76..... aL.....84-87  
 1976-77..... hW.....97-75  
 1977-78..... aW.....86-80  
 1986-87..... nL.....67-68  
 1992-93..... nL.....52-55  
**Home:** 4-2..... **Away:** 2-5  
**Neutral:** 2-2

WICHITA STATE (10-7)  
 1967-68..... aL.....69-77  
 1967-68..... hW.....67-55  
 1968-69..... aL.....69-71  
 1968-69..... hL.....61-71

1969-70..... hW.....84-81  
 1969-70..... aL.....72-79  
 1970-71..... aL.....87-98  
 1970-71..... hW.....85-77  
 1971-72..... hW.....71-69  
 1971-72..... aW.....108-98  
 1972-73..... hW.....99-77  
 1973-74..... aW.....91-90  
 1974-75..... hL.....91-95  
 1974-75..... aW.....78-76  
 1975-76..... hW.....75-68  
 1975-76..... aL.....70-81  
 1982-83..... hW.....85-73  
**Home:** 7-2..... **Away:** 3-5

WILLIAM & MARY (1-0)  
 1961-62..... hW.....88-70  
**Home:** 1-0

WINTHROP (1-0)  
 2005-06..... hW.....73-63  
**Home:** 1-0

WISCONSIN (0-1)  
 1996-97..... nL.....46-49  
**Neutral:** 0-1

WISCONSIN-GREEN BAY (1-0)  
 1974-75..... hW.....75-67  
**Home:** 1-0

WISCONSIN-MILWAUKEE (2-0)  
 1973-74..... hW.....89-68  
 1974-75..... hW.....81-69  
 2005-06..... hW.....79-52  
**Home:** 3-0

WOFFORD (1-0)  
 2001-02..... hW.....88-61  
**Home:** 1-0

WYOMING (2-1)  
 1982-83..... hW.....71-45  
 1989-90..... hW.....91-75  
 1990-91..... aL.....72-97  
**Home:** 2-0..... **Away:** 0-1

XAVIER (1-5)  
 1954-55..... aL.....72-81  
 1954-55..... hW.....81-67  
 1963-64..... hL.....86-99  
 1964-65..... aL.....74-95  
 1965-66..... hL.....107-110  
 1966-67..... aL.....78-88  
**Home:** 1-2..... **Away:** 0-3

YALE (1-0)  
 1966-67..... hW.....57-43  
**Home:** 1-0

## ATLANTIC COAST (63-49)

Boston College.....	1-1
Duke.....	0-1
Florida State.....	31-22
Georgia Tech.....	3-3
Maryland.....	2-1
Miami (Fla.).....	6-5
North Carolina State.....	1-3
Virginia Tech.....	18-12
Wake Forest.....	1-1

## ATLANTIC SUN (12-4)

Belmont.....	1-0
East Tennessee State.....	4-3
Jacksonville.....	4-1
Mercer.....	2-0
Stetson.....	1-0

## ATLANTIC 10 (60-62)

Charlotte.....	7-6
Dayton.....	7-12
Duquesne.....	0-2
Fordham.....	2-1
George Washington.....	0-1
La Salle.....	1-1
Massachusetts.....	0-1
Rhode Island.....	0-1
Richmond.....	3-0
St. Bonaventure.....	1-1
St. Joseph's.....	1-1
Saint Louis.....	32-25
Temple.....	5-5
Xavier.....	1-5

## BIG EAST (120-136)

Cincinnati.....	28-36
DePaul.....	14-12
Georgetown.....	1-6
Louisville.....	34-51
Marquette.....	14-12
Pittsburgh.....	1-1
Providence.....	2-3
St. John's.....	0-1
Seton Hall.....	2-1
Syracuse.....	1-1
USF.....	18-3
Villanova.....	4-8
West Virginia.....	1-1

## BIG SKY (2-0)

Eastern Washington.....	1-0
Montana State.....	1-0

## BIG SOUTH (5-0)

Birmingham Southern.....	3-0
VMI.....	1-0
Winthrop.....	1-0

## BIG 10 (14-15)

Illinois.....	1-4
Indiana.....	0-1
Iowa.....	0-2
Michigan.....	2-1
Michigan State.....	1-0
Minnesota.....	2-2
Ohio State.....	0-1
Penn. State.....	3-2
Purdue.....	5-1
Wisconsin.....	0-1

## BIG 12 (33-19)

Baylor.....	6-1
Kansas.....	2-3
Kansas State.....	2-1
Missouri.....	7-4
Nebraska.....	1-0
Oklahoma.....	4-0
Oklahoma State.....	2-3
Texas.....	1-4
Texas A&M.....	3-4
Texas Tech.....	5-0

## BIG WEST (5-2)

Cal Poly.....	1-0
Long Beach State.....	1-1
UC Santa Barbara.....	3-1

## COLONIAL ATHLETIC ASSOCIATION (16-2)

Drexel.....	0-1
George Mason.....	1-0
Georgia State.....	7-0
Northeastern.....	1-0
Old Dominion.....	1-0
UNC-Wilmington.....	1-0
Virginia Commonwealth.....	4-1
William & Mary.....	1-0

## CONFERENCE USA (152-67)

East Carolina.....	4-0
Houston.....	15-10
Marshall.....	2-1
Rice.....	3-0
SMU.....	2-1
Southern Miss.....	51-23
Tulane.....	34-9
Tulsa.....	10-12
UAB.....	22-10
UCF.....	4-0
UTEP.....	5-1

## HORIZON LEAGUE (8-4)

Detroit.....	3-1
Loyola, Chicago.....	1-3
Wisconsin-Green Bay.....	1-0
Wisconsin-Milwaukee.....	3-0

## IVY LEAGUE (9-1)

Brown.....	3-0
Columbia.....	1-0
Cornell.....	1-0
Dartmouth.....	1-1
Pennsylvania.....	1-0
Princeton.....	1-0
Yale.....	1-0

## METRO ATLANTIC ATHLETIC (4-4)

Canisius.....	0-2
Iona.....	2-0
Manhattan.....	1-1
Marist.....	1-0
Siena.....	0-1

## MID-AMERICAN (11-0)

Ball State.....	5-0
Eastern Michigan.....	1-0
Kent State.....	3-0

Miami (Ohio).....	1-0
Toledo.....	1-0

## MID-CONTINENT (14-7)

Centenary.....	7-5
Missouri-Kansas City.....	1-0
Oakland.....	1-0
Oral Roberts.....	5-2

## MID-EASTERN ATHLETIC (5-0)

Florida A&M.....	2-0
Howard.....	1-0
South Carolina State.....	2-0

## MISSOURI VALLEY (32-32)

Bradley.....	10-9
Creighton.....	3-3
Drake.....	6-11
Illinois State.....	1-0
Indiana State.....	2-0
Southern Illinois.....	0-2
Wichita State.....	10-7

## MOUNTAIN WEST (20-9)

BYU.....	3-1
New Mexico.....	2-0
TCU.....	10-1
UNLV.....	1-4
Utah.....	2-2
Wyoming.....	2-1

## NORTHEAST (0-2)

St. Francis, N.Y.....	0-1
St. Francis, Pa.....	0-1

## OHIO VALLEY (98-63)

Austin Peay.....	13-4
Eastern Kentucky.....	3-0
Jacksonville State.....	1-1
Morehead State.....	0-2
Murray State.....	34-26
Samford.....	3-1
Southeast Missouri State.....	1-2
Tennessee Martin.....	10-3
Tennessee State.....	7-0
Tennessee Tech.....	26-24

## PACIFIC-10 (9-12)

Arizona.....	3-2
Arizona State.....	1-2
Oregon State.....	1-1
Southern California.....	1-1
Stanford.....	0-1
UCLA.....	2-4
Washington.....	1-1

## PATRIOT LEAGUE (3-1)

Army.....	1-0
Bucknell.....	1-0
Holy Cross.....	0-1
Navy.....	1-0

## SOUTHEASTERN (85-63)

Alabama.....	5-2
Arkansas.....	10-11
Auburn.....	0-1

Florida.....	0-1
Georgia.....	1-1
LSU.....	2-2
Ole Miss.....	25-11
Mississippi State.....	12-11
South Carolina.....	18-5
Tennessee.....	7-10
Vanderbilt.....	5-8

## SOUTHERN (15-5)

Chattanooga.....	8-2
Davidson.....	0-1
Furman.....	2-0
The Citadel.....	3-2
UNC-Greensboro.....	1-0
Wofford.....	1-0

## SOUTHLAND (24-1)

Lamar.....	2-1
Louisiana-Monroe.....	10-0
McNeese State.....	2-0
Nicholls State.....	1-0
Northwestern State.....	4-0
Sam Houston State.....	2-0
Southeastern Louisiana.....	1-0
Texas-Arlington.....	1-0
Texas-San Antonio.....	1-0

## SOUTHWESTERN ATHLETIC (22-1)

Alabama A&M.....	1-0
Alcorn State.....	2-0
Arkansas-Pine Bluff.....	2-0
Grambling.....	2-0
Jackson State.....	11-1
Prairie View.....	1-0
Texas Southern.....	3-0

## SUN BELT (96-58)

Arkansas-Little Rock.....	2-0
Arkansas State.....	28-28
Florida International.....	1-0
Louisiana-Lafayette.....	8-1
Middle Tennessee State.....	25-14
New Orleans.....	8-0
North Texas.....	15-6
South Alabama.....	1-0
Western Kentucky.....	8-9

## WEST COAST (9-7)

Gonzaga.....	1-1
Pepperdine.....	5-1
Portland.....	0-3
San Francisco.....	2-0
St. Mary's.....	1-0
Santa Clara.....	0-2


## WESTERN ATHLETIC (12-8)

Fresno State.....	2-1
Hawaii.....	2-3
Idaho.....	1-1
Louisiana Tech.....	2-2
New Mexico State.....	5-1

## INDEPENDENTS (5-0)

Savannah State.....	1-0
South Dakota State.....	1-0
UC Davis.....	3-0







MEMPHIS TIGERS



WILLIE **KEMP** FR

MEMPHIS TIGERS



PIP **NILES** FR



DON **MACK** FR



TRE'VON **WILLIS** FR



M **BAILEY** FR



SHAWN **TAGGART** SO